



US00D853550S

(12) **United States Design Patent** (10) **Patent No.:** **US D853,550 S**
Kingsbury (45) **Date of Patent:** **** Jul. 9, 2019**

(54) **REGISTER COVER**

(71) Applicant: **Christina H. Kingsbury**,
Hendersonville, TN (US)

(72) Inventor: **Christina H. Kingsbury**,
Hendersonville, TN (US)

(**) Term: **15 Years**

(21) Appl. No.: **29/608,392**

(22) Filed: **Jun. 21, 2017**

(51) **LOC (11) Cl.** **23-04**

(52) **U.S. Cl.**
USPC **D23/388**; D23/260

(58) **Field of Classification Search**
USPC D23/259–261, 207, 209, 354, 386–388,
D23/393, 397, 406; D25/142, 48.3, 48.5,
D25/48.8, 152–153, 156; 210/767, 323.1,
210/348; 454/270, 275–277, 284, 292
CPC .. F24F 13/00; F24F 13/06; F24F 13/08; F24F
13/082; F24F 13/0227; F24F 13/0236
See application file for complete search history.

(56) **References Cited**

U.S. PATENT DOCUMENTS

D376,006 S *	11/1996	Smolarski	D23/388
D517,191 S *	3/2006	Berger	D23/388
D528,193 S *	9/2006	Lee	D23/261
D609,327 S *	2/2010	Mair	D23/388
D687,524 S *	8/2013	Heiser	D23/261
D736,354 S *	8/2015	Lucas	D23/261
D738,486 S *	9/2015	Carroll	D23/388
D763,431 S *	8/2016	Carroll	D23/388
D763,432 S *	8/2016	Carroll	D23/388

D774,637 S *	12/2016	Carroll	D23/388
D776,249 S *	1/2017	Carroll	D23/388
D796,022 S *	8/2017	DeChristofaro	D23/365
D805,628 S *	12/2017	Green	D23/388

OTHER PUBLICATIONS

SteelCrest Intelligent Design, Santa Fe Register Cover, <https://www.steelcrestonline.com/portfolio/santa-fe/> Copyright 2015, [Visited Online Nov. 18, 2018].*
Beauti-Vent, The Original Magnetic Vent Cover for Return Vents, Etsy, https://www.etsy.com/listing/633668956/beauti-vent-the-original-magnetic-vent?gpla=1&gao=1&utm_source=google&utm_medium=cpc&utm_campaign=shopping_us_b-home_and_living-home_decor-wall_decor-other&utm Listed Nov. 4, 2018, Visited Online Nov. 18, 2018.*

* cited by examiner

Primary Examiner — Eric L Goodman
Assistant Examiner — Amy C Wierenga
(74) *Attorney, Agent, or Firm* — Faegre Baker Daniels LLP

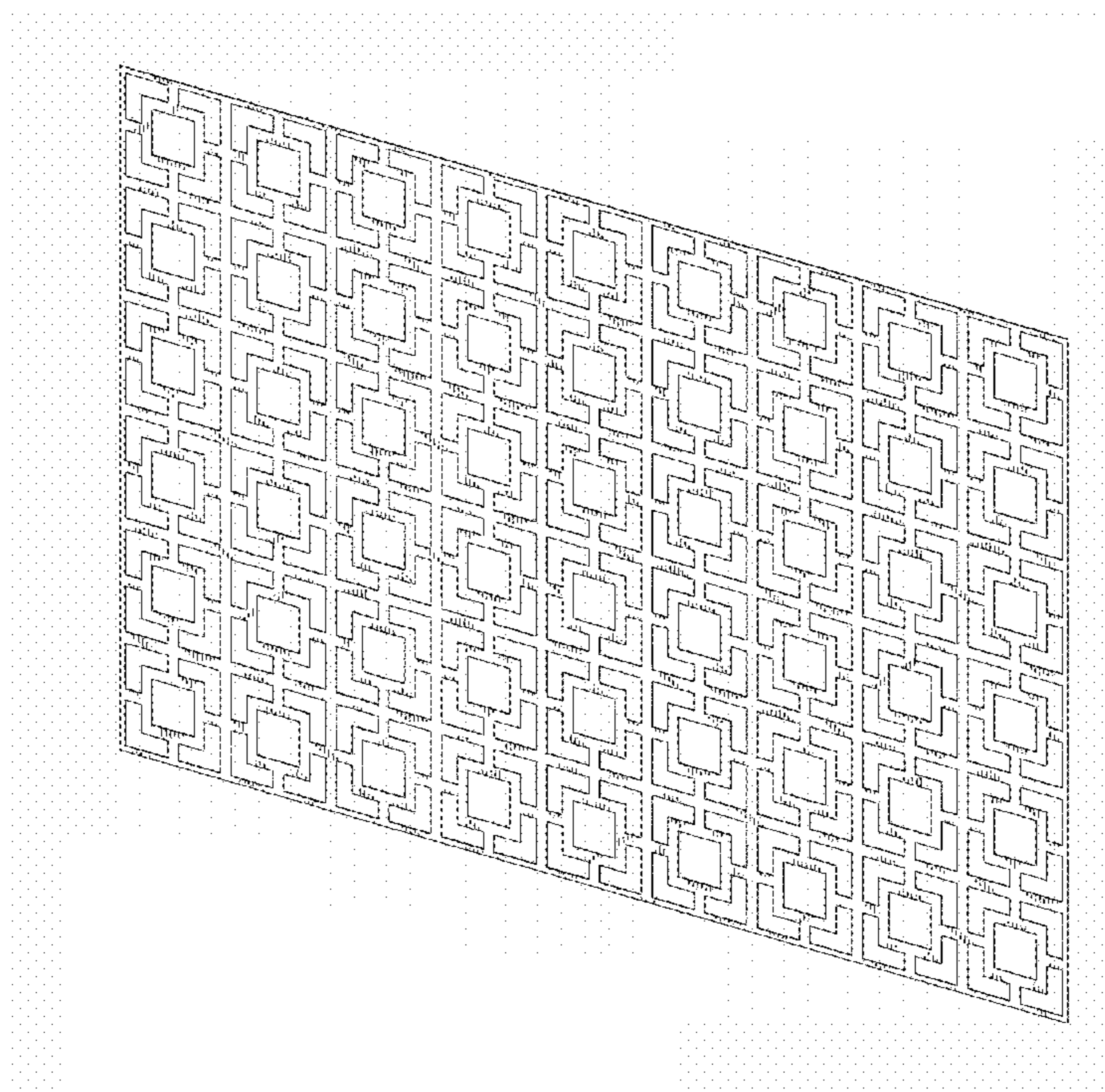
(57) **CLAIM**

I claim the ornamental design for a register cover, as shown and described.

DESCRIPTION

FIG. 1 is a perspective view of a register cover;
FIG. 2 is a plan view thereof;
FIG. 3 is a first side view thereof; and,
FIG. 4 is a second side view thereof.

1 Claim, 2 Drawing Sheets



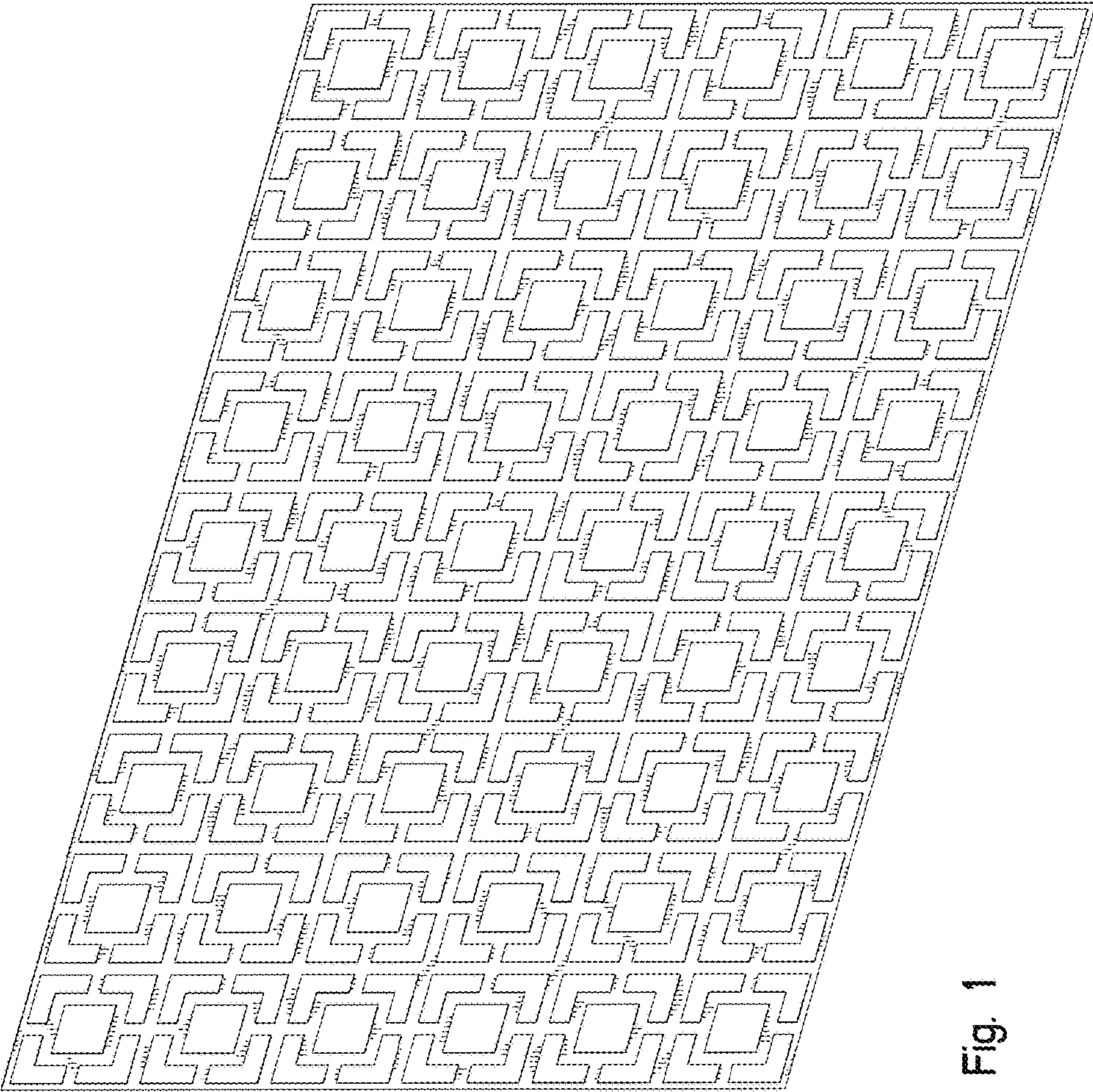


Fig. 1

Fig. 4




Fig. 2

Fig. 3