



US00D853546S

(12) **United States Design Patent** (10) **Patent No.:** **US D853,546 S**  
**LeBlanc** (45) **Date of Patent:** **\*\* Jul. 9, 2019**

- (54) **DIFFUSER**
- (71) Applicant: **SAJE NATURAL BUSINESS INC.,**  
Surrey (CA)
- (72) Inventor: **Kiara LeBlanc,** Vancouver (CA)
- (73) Assignee: **SAJE NATURAL BUSINESS INC.,**  
British Columbia (CA)
- (\*\*) Term: **15 Years**
- (21) Appl. No.: **29/585,813**
- (22) Filed: **Nov. 29, 2016**
- (51) **LOC (11) Cl.** ..... **28-99**
- (52) **U.S. Cl.**  
USPC ..... **D23/366**
- (58) **Field of Classification Search**  
USPC ..... D23/355-370, 386-388; D11/11, 86, 87,  
D11/101, 181, 208, 212, 228; D8/356,  
D8/396  
CPC ... A61L 9/03; A61L 9/12; A61F 9/026; G09F  
19/08; G09F 7/22; B01D 46/0004  
See application file for complete search history.

- D778,170 S \* 2/2017 Kim ..... D9/529
- D811,931 S \* 3/2018 Yu ..... D11/131.1
- D812,210 S \* 3/2018 Tang ..... D23/366
- 2011/0266248 A1\* 11/2011 Popiel ..... B65D 1/0223  
215/316

**OTHER PUBLICATIONS**

Aromagem Chrome Ultrasonic Diffuser—[https://www.saje.com/ca/aromagem-ARGECA02.html?dwvar\\_ARGECA02\\_customSlicing=Group%201&dwvar\\_ARGECA02\\_color=chrome&cgid=ultrasonic-diffusers.\\*](https://www.saje.com/ca/aromagem-ARGECA02.html?dwvar_ARGECA02_customSlicing=Group%201&dwvar_ARGECA02_color=chrome&cgid=ultrasonic-diffusers.*)  
Saje Natural Wellness, Aromagem Black Ultrasonic Diffuser, [https://www.saje.com/ca/aromagem-ARGECA01.html?dwvar\\_ARGECA01\\_color=BLACK&cgid=#q=aromagem&lang=default&strt=](https://www.saje.com/ca/aromagem-ARGECA01.html?dwvar_ARGECA01_color=BLACK&cgid=#q=aromagem&lang=default&strt=)

\* cited by examiner

*Primary Examiner* — Brandon M Rosati  
*Assistant Examiner* — John A Voytek  
(74) *Attorney, Agent, or Firm* — Scarinci Hollenbeck, LLC

(57) **CLAIM**  
The ornamental design for a diffuser, as shown.

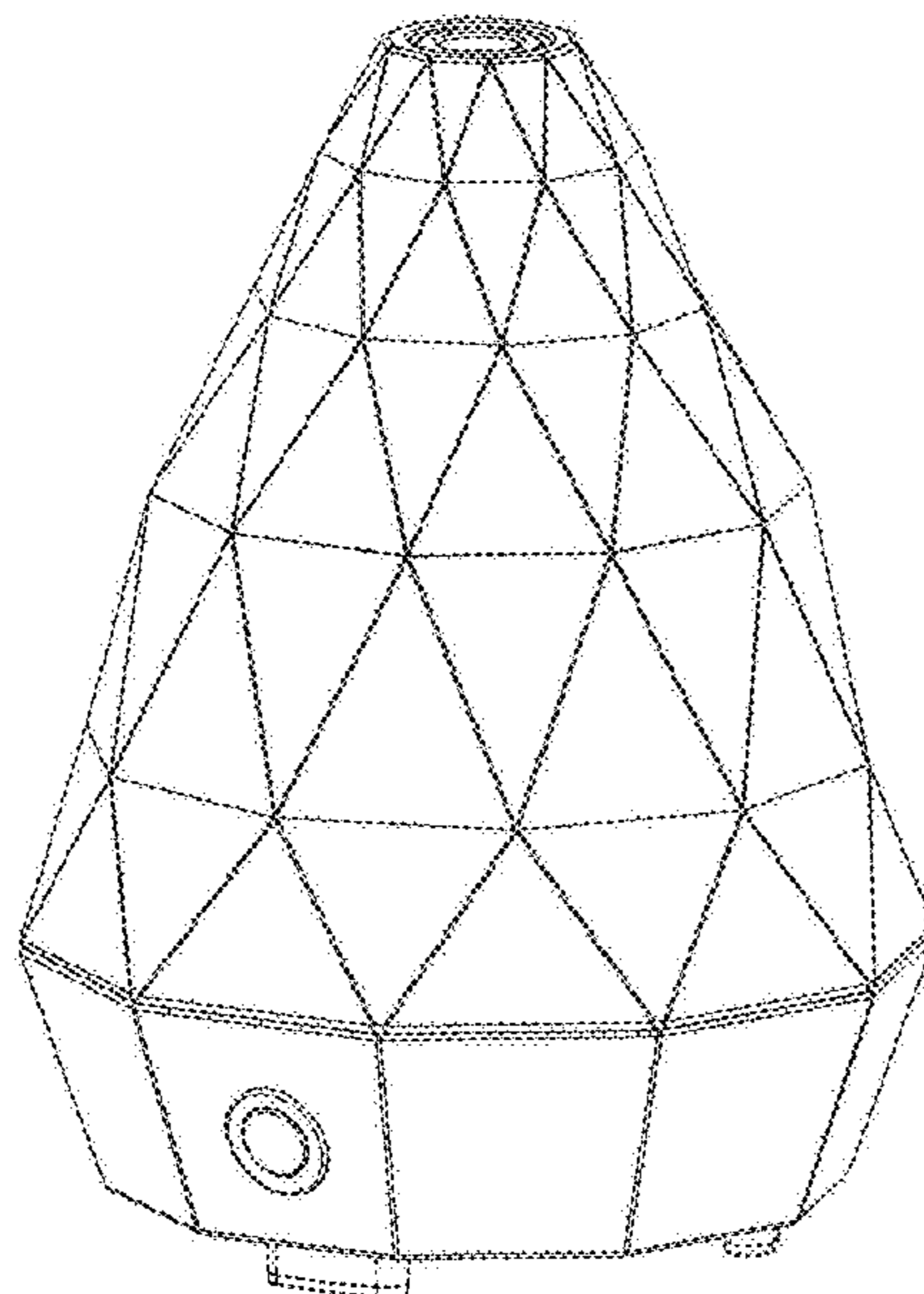
**DESCRIPTION**

FIG. 1 is a rear view;  
FIG. 2 is a top plan view;  
FIG. 3 is a front view;  
FIG. 4 is a bottom view;  
FIG. 5 is a left side view;  
FIG. 6 is a right side view; and,  
FIG. 7 is a front perspective view.  
The portions of the article shown in broken lines form no part of the design.

**1 Claim, 7 Drawing Sheets**

(56) **References Cited**  
U.S. PATENT DOCUMENTS

- D307,938 S \* 5/1990 Fish ..... D23/367
- D321,490 S \* 11/1991 Cronin ..... D11/131
- D441,660 S \* 5/2001 Denner ..... D9/559
- D474,534 S \* 5/2003 Choke-arpornchai ..... D23/366
- D613,844 S \* 4/2010 Jorgensen ..... D23/366
- D648,799 S \* 11/2011 Shimizu ..... D19/69
- D708,789 S \* 7/2014 Schlatter ..... D28/87
- D720,064 S \* 12/2014 Li ..... D23/366
- D728,768 S \* 5/2015 Matias ..... D23/366



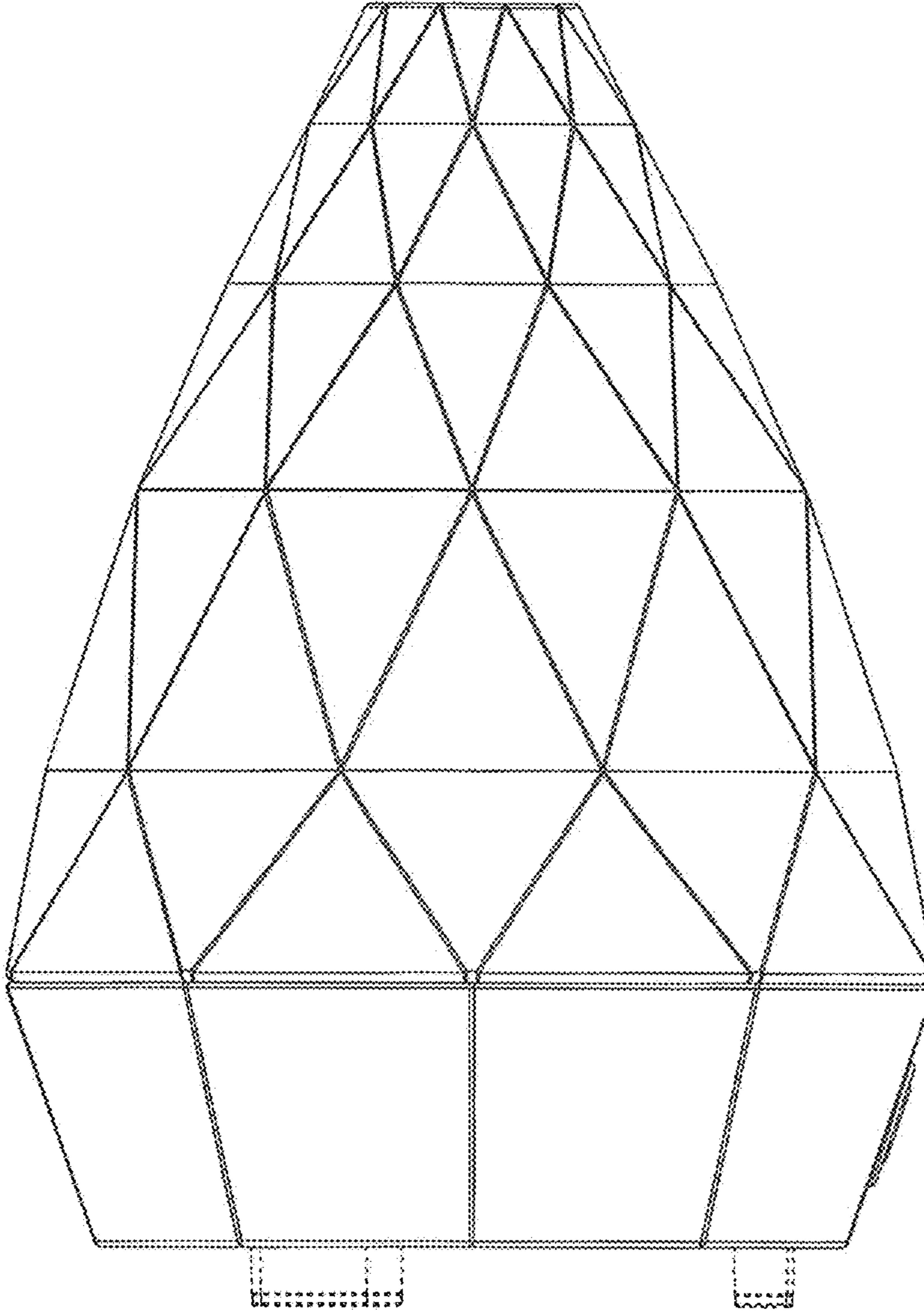


FIGURE 1




FIGURE 2

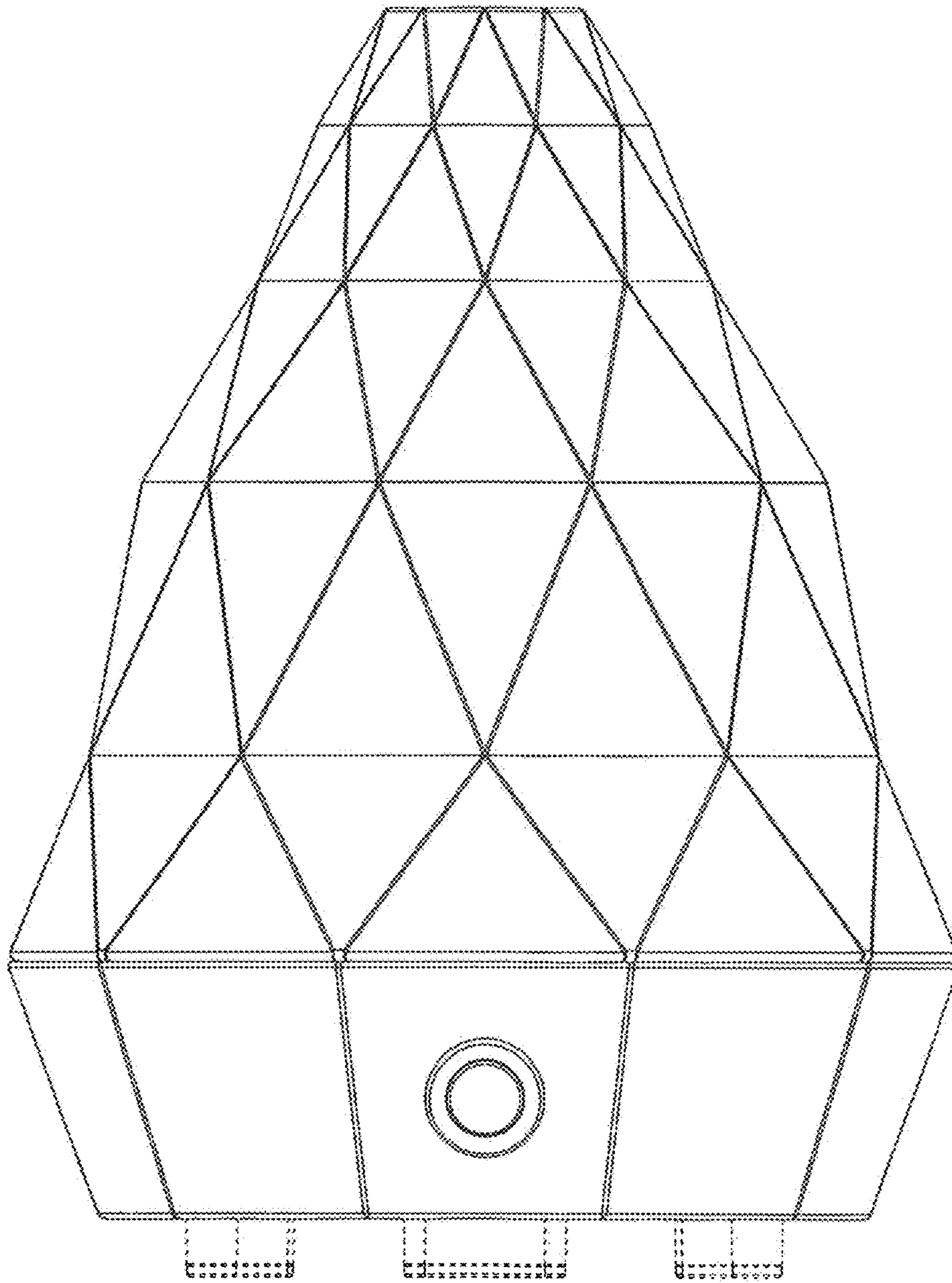


FIGURE 3

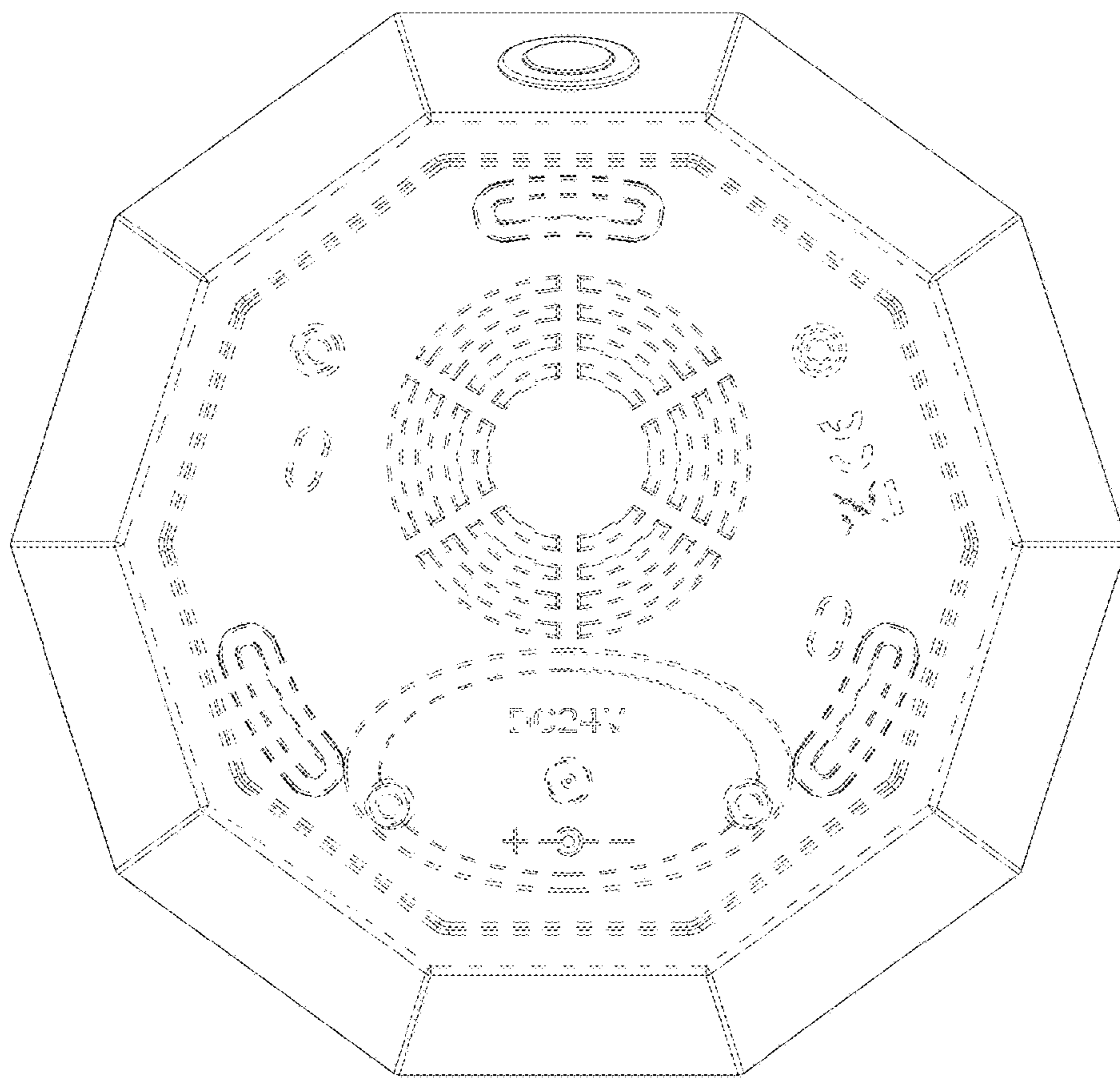


FIGURE 4

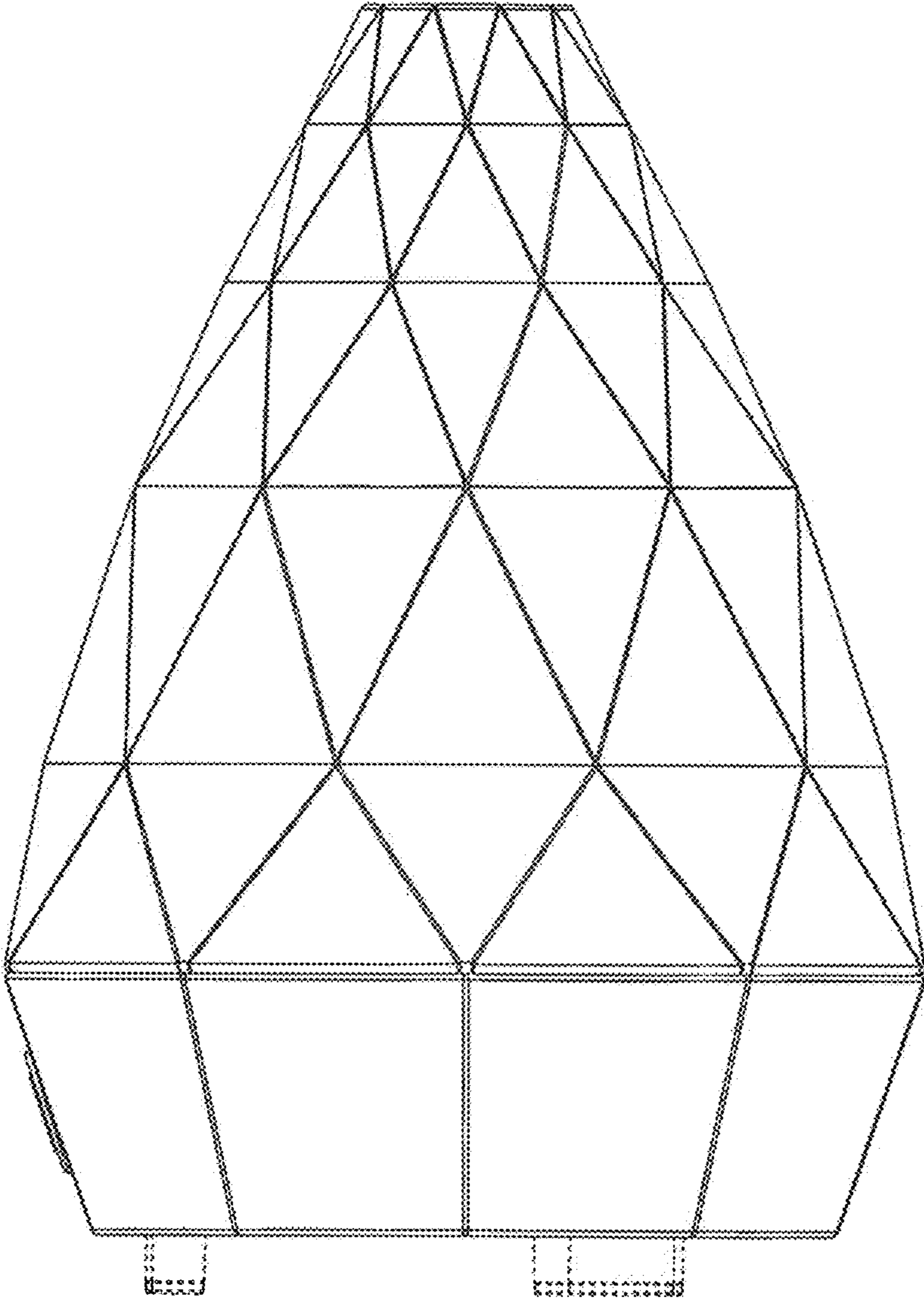


FIGURE 5

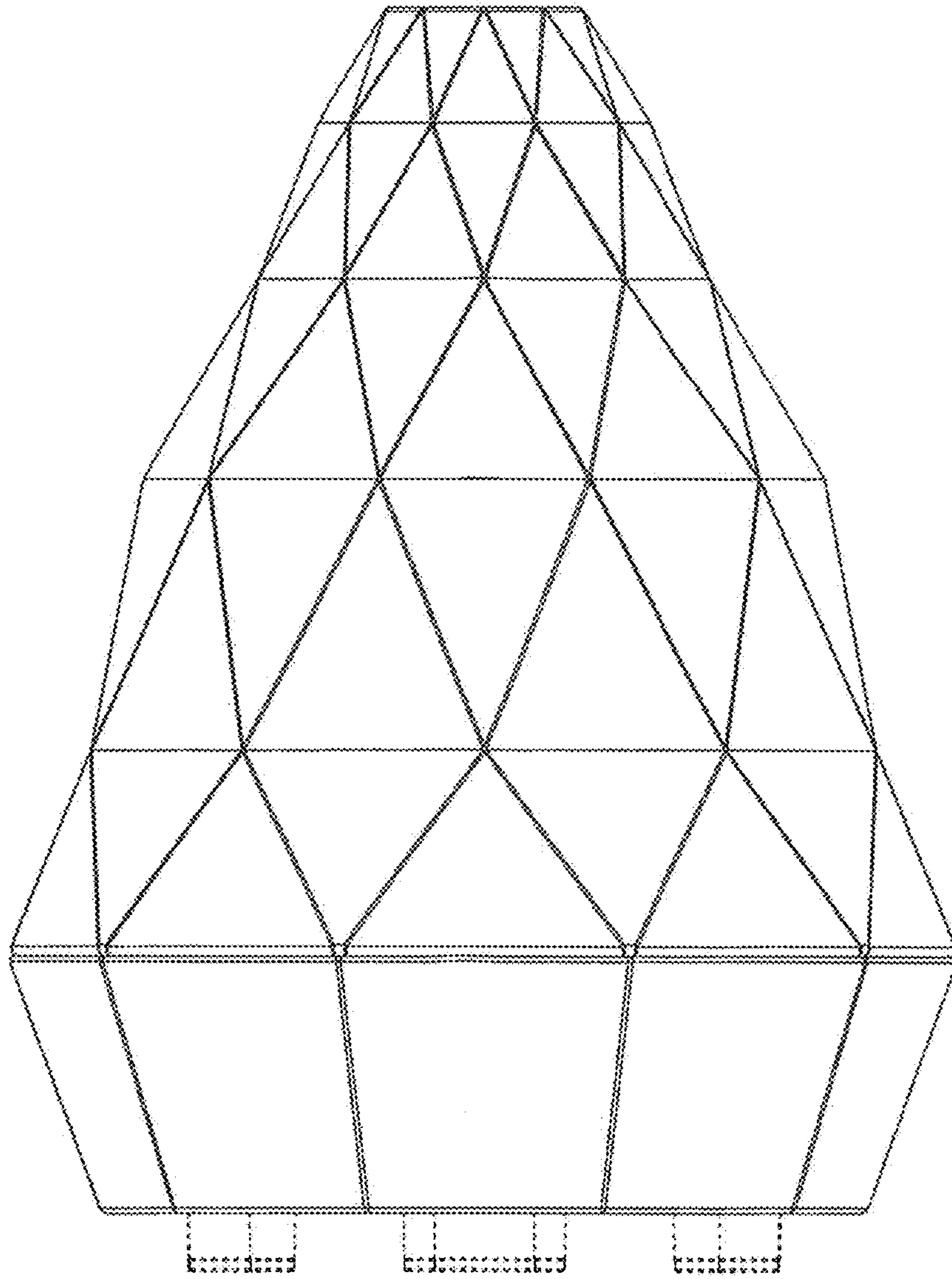


FIGURE 6

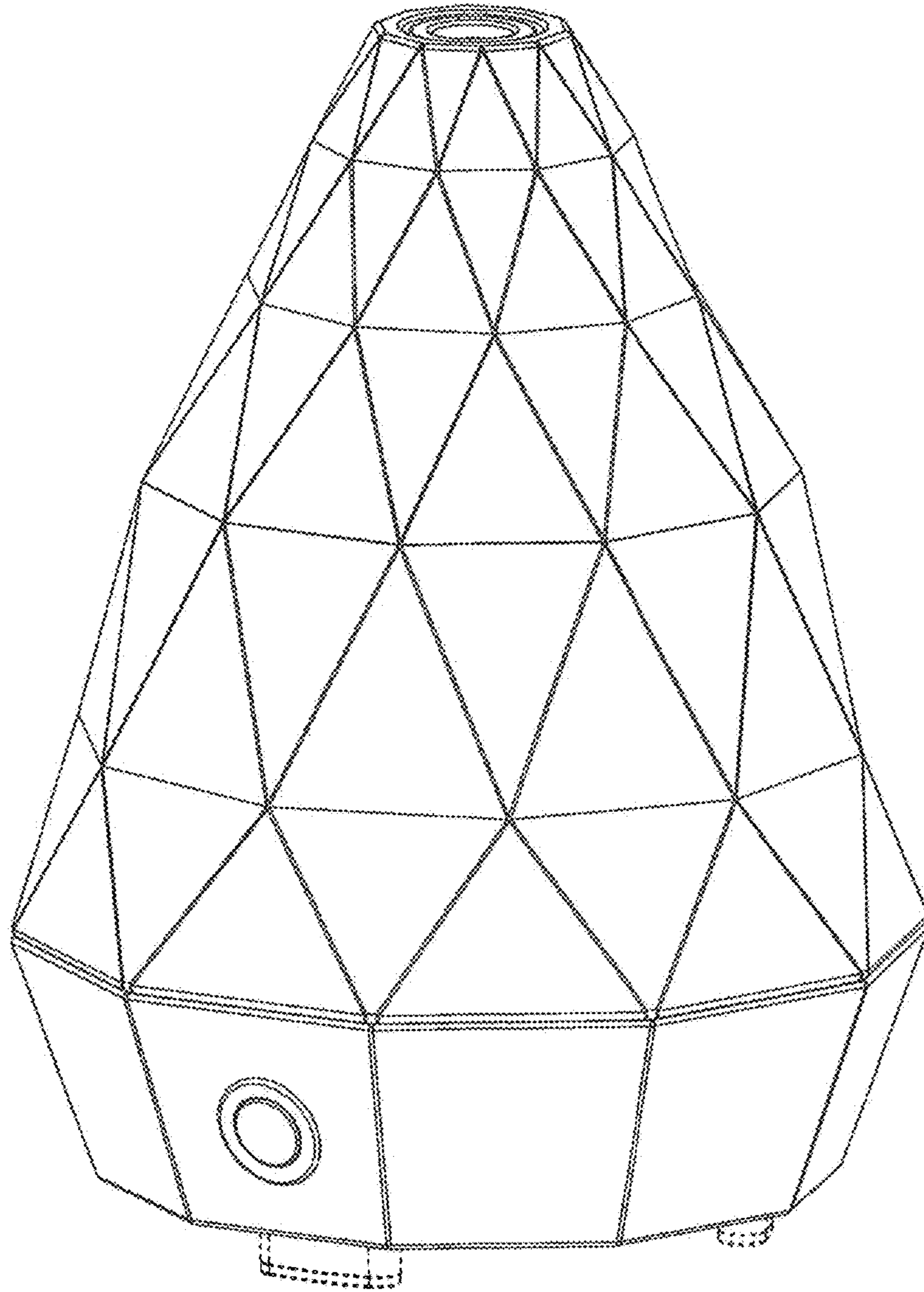


FIGURE 7