



US00D853533S

(12) **United States Design Patent**  
**Rexach**

(10) **Patent No.:** **US D853,533 S**  
(45) **Date of Patent:** **\*\* Jul. 9, 2019**

- (54) **FAUCET**
- (71) Applicant: **Kohler Co.**, Kohler, WI (US)
- (72) Inventor: **Rafael A. Rexach**, Sheboygan, WI (US)
- (73) Assignee: **KOHLER CO.**, Kohler, WI (US)
- (\*\*) Term: **15 Years**
- (21) Appl. No.: **29/655,422**
- (22) Filed: **Jul. 3, 2018**

D533,256 S	12/2006	Schaffeld
D534,620 S	1/2007	Zhou
D534,990 S	1/2007	Zhou
D550,326 S	9/2007	Huang
D557,380 S	12/2007	Shieh
D587,343 S	2/2009	Nobili
D652,489 S	1/2012	Bosio
D657,024 S	4/2012	Bosio
D698,424 S	1/2014	Georgeson
D758,546 S	6/2016	Rexach
D767,726 S	9/2016	Mazz

*Primary Examiner* — Robert A Delehanty  
(74) *Attorney, Agent, or Firm* — Foley & Lardner LLP

**Related U.S. Application Data**

- (62) Division of application No. 29/625,251, filed on Nov. 8, 2017, now Pat. No. Des. 825,035, which is a division of application No. 29/603,050, filed on May 5, 2017, now Pat. No. Des. 805,611, which is a division of application No. 29/536,259, filed on Aug. 14, 2015, now Pat. No. Des. 786,409.
- (51) **LOC (11) Cl.** ..... **23-01**
- (52) **U.S. Cl.**  
USPC ..... **D23/255**
- (58) **Field of Classification Search**  
USPC ..... D23/238, 241–243, 249, 255, 257, 213, D23/226  
CPC ..... E03C 1/04; E03C 1/0401; E03C 1/0402; E03C 1/0404; E03C 1/0405; E03C 2001/0414; E03C 2001/0415; E03C 2001/0417; Y10T 137/9464  
See application file for complete search history.

(56) **References Cited**

**U.S. PATENT DOCUMENTS**

D522,614 S	6/2006	Ko
D525,344 S	7/2006	Schaffeld

(57) **CLAIM**

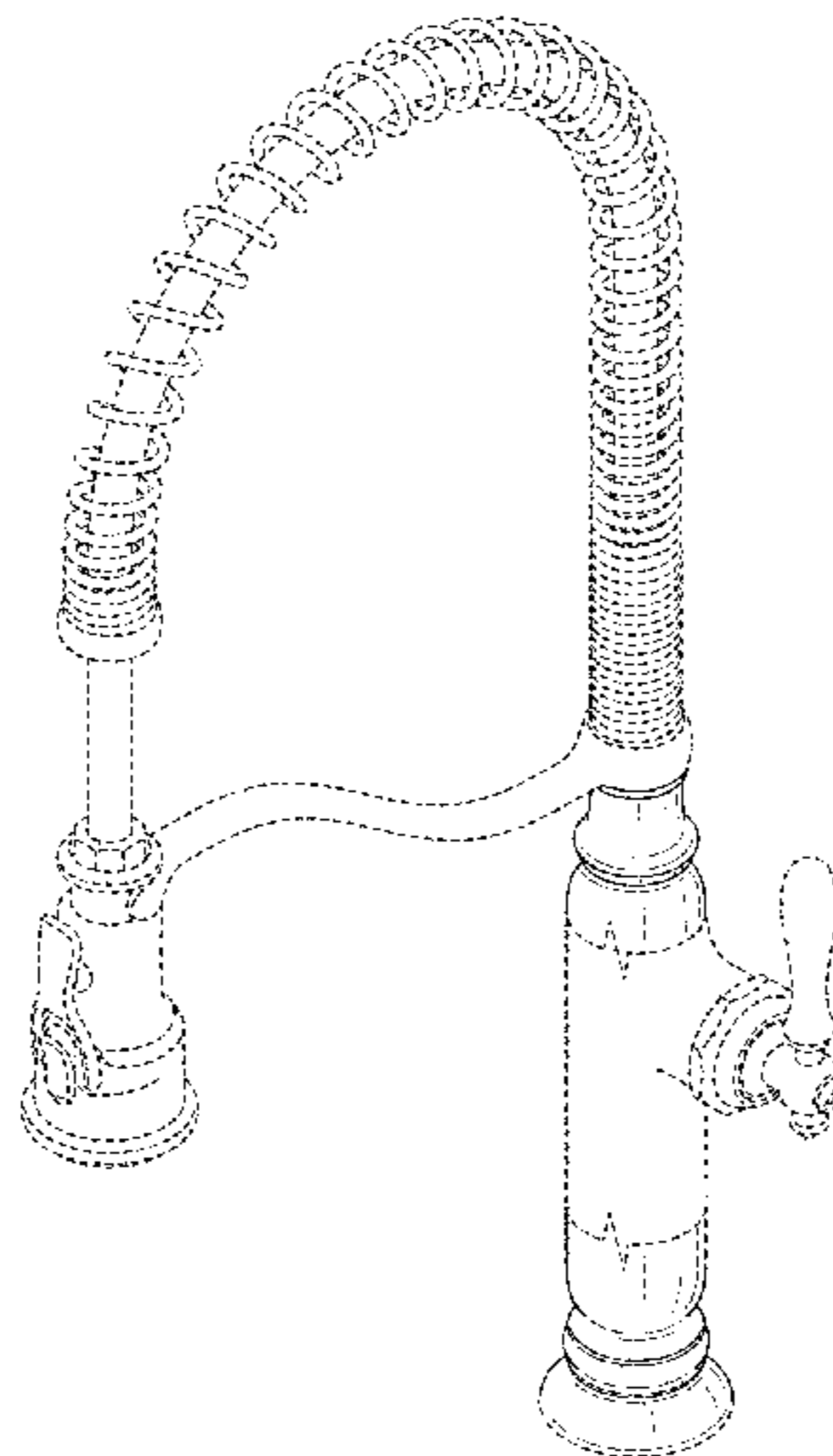
I claim the ornamental design for a faucet, as shown and described.

**DESCRIPTION**

FIG. 1 is a top, front, right perspective view of another embodiment of the claimed design;  
 FIG. 2 is a right elevation view thereof;  
 FIG. 3 is a left elevation view thereof;  
 FIG. 4 is a front elevation thereof;  
 FIG. 5 is a rear elevation thereof;  
 FIG. 6 is a top plan thereof; and,  
 FIG. 7 is a bottom plan thereof.

The ornamental design which is claimed is shown in solid lines in the drawings. The broken lines in the drawings form no part of the claimed design. Broken lines formed by equal length dashes show unclaimed subject matter. Break lines having a jagged element are not part of the claimed design and show unspecified lengths of the portion are possible. The appearance of any portion of the article between the break lines forms no part of the claimed design.

**1 Claim, 5 Drawing Sheets**



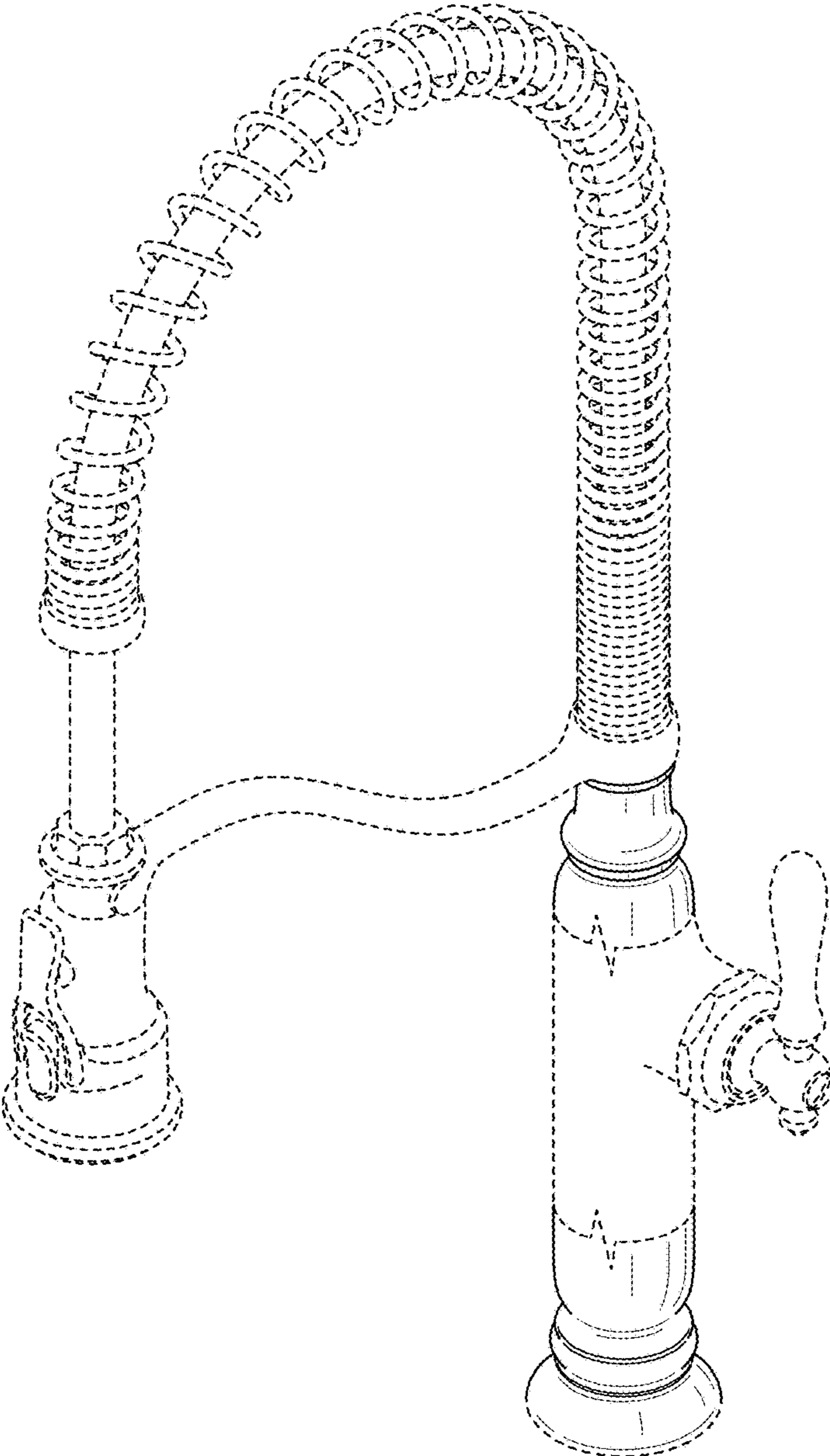


FIG. 1

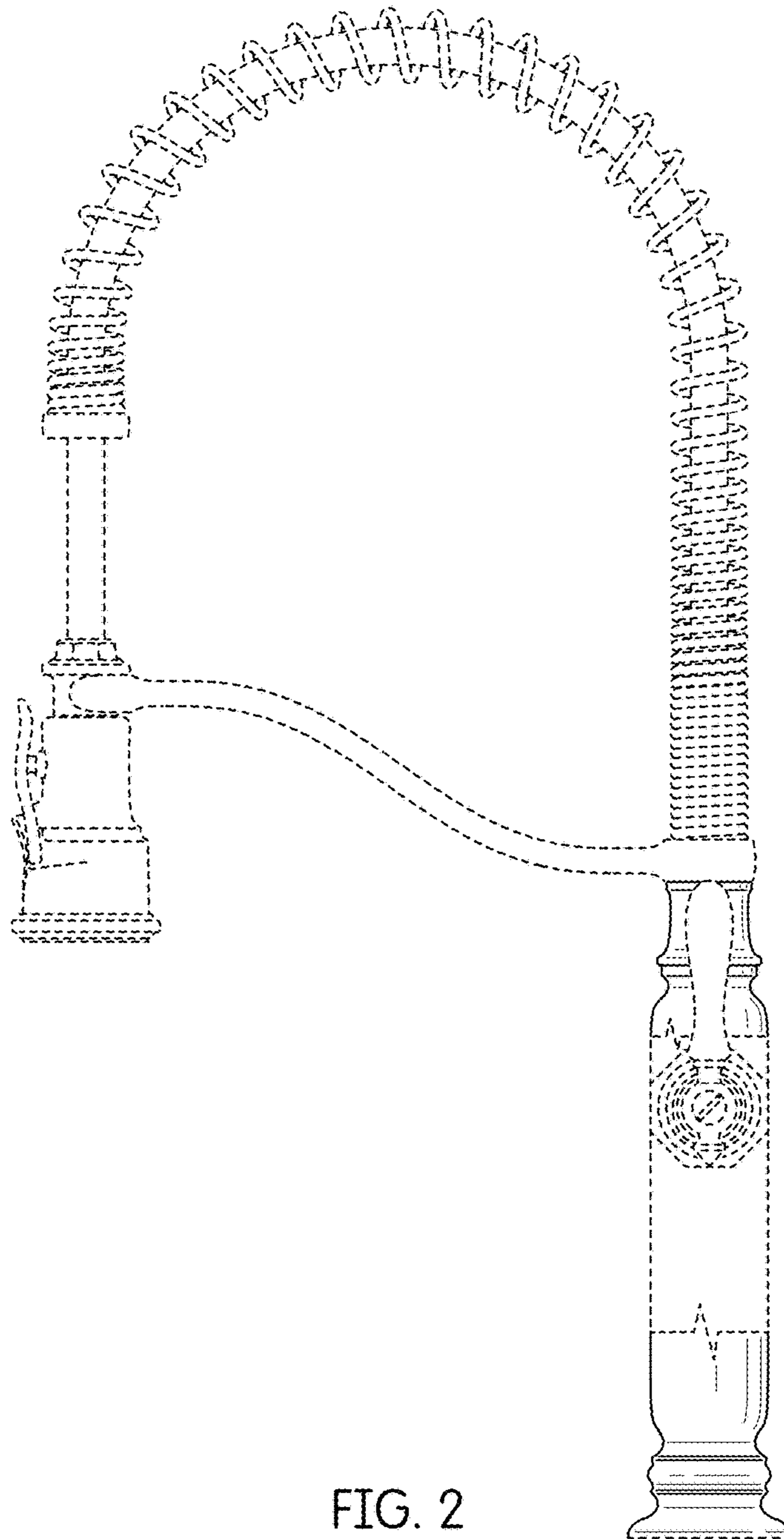


FIG. 2

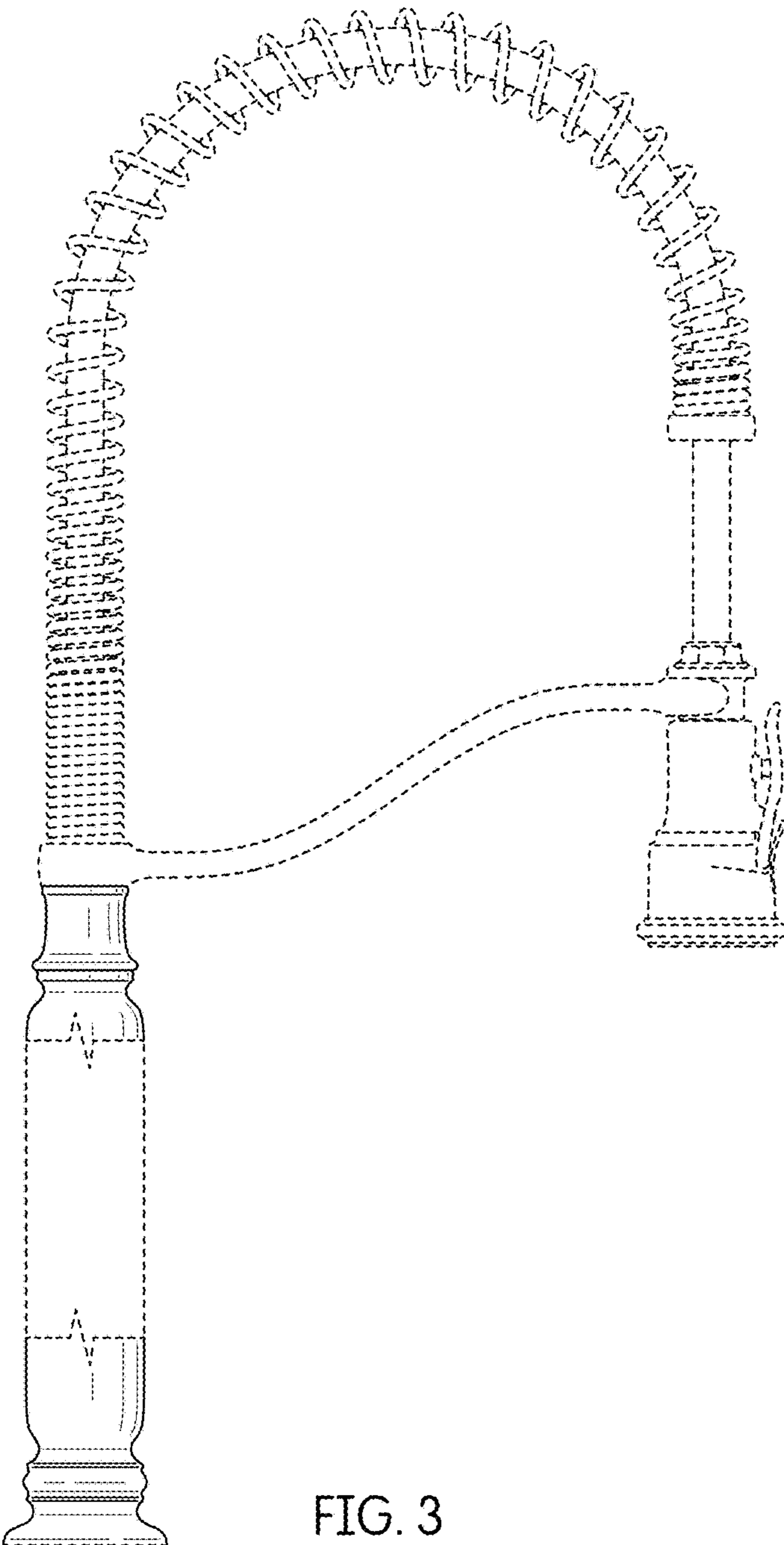
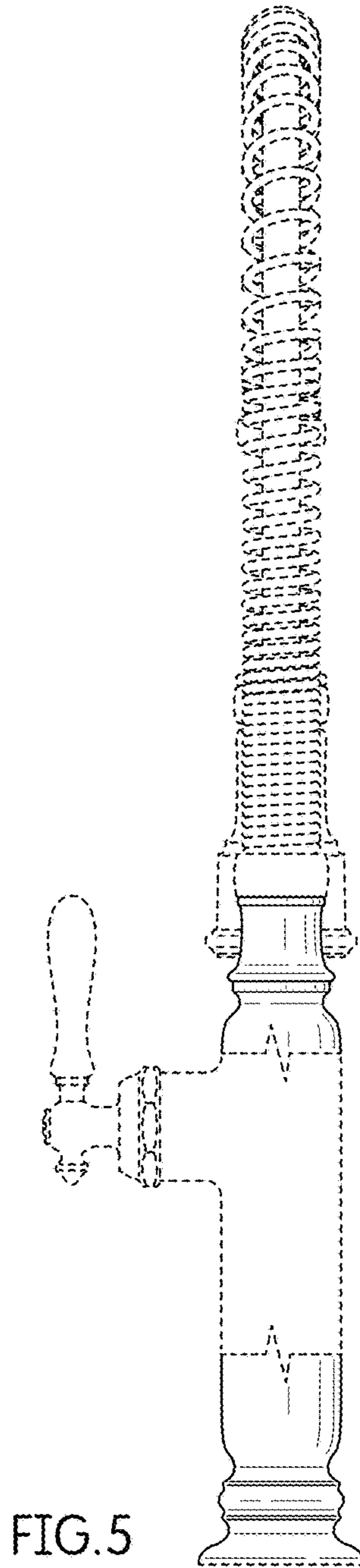
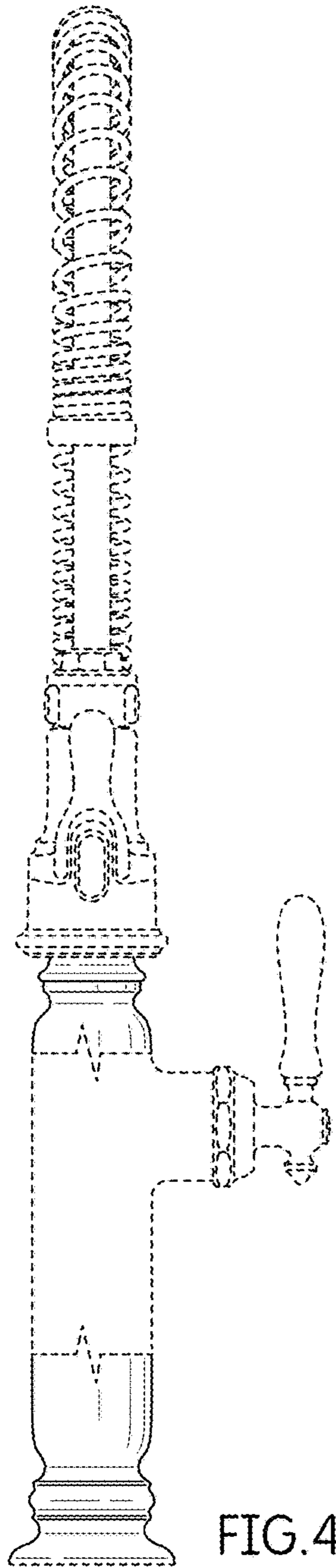


FIG. 3






FIG. 6




FIG. 7