



US00D853519S

(12) **United States Design Patent**  
**Langner**

(10) **Patent No.:** **US D853,519 S**  
(45) **Date of Patent:** **\*\* Jul. 9, 2019**

(54) **PISTON FOR DRIVING WATER OUT A DISRUPTER**

(71) Applicant: **F. Richard Langner**, Fountain Hills, AZ (US)

(72) Inventor: **F. Richard Langner**, Fountain Hills, AZ (US)

(\*\*) Term: **15 Years**

(21) Appl. No.: **29/617,466**

(22) Filed: **Sep. 14, 2017**

(51) **LOC (11) Cl.** ..... **22-01**

(52) **U.S. Cl.**  
USPC ..... **D22/108**

(58) **Field of Classification Search**  
USPC ..... D22/108  
CPC ..... F41B 11/55; F41B 11/51; F41B 11/62  
See application file for complete search history.

(56) **References Cited**

**U.S. PATENT DOCUMENTS**

634,383	A	10/1899	Webley	
1,633,168	A	6/1927	Dickerman	
1,833,645	A	11/1931	Hartz	
D138,288	S	7/1944	La Clair	
3,881,421	A	5/1975	Burczynski	
4,245,557	A	1/1981	Knappworst	
D259,806	S	7/1981	Kimura	
4,550,662	A	11/1985	Burczynski	
4,836,110	A	6/1989	Burczynski	
5,103,736	A	4/1992	Sowash	
5,116,224	A	5/1992	Kelsey, Jr.	
D343,439	S	1/1994	Kuczewski	
5,333,552	A	8/1994	Corzine	
D363,335	S	10/1995	Dixon	
D371,562	S *	7/1996	Rushfeldt	D15/7
D389,221	S	1/1998	Borg	
D456,480	S	4/2002	Quinsa	
D581,528	S *	11/2008	Sudo	D24/130

D704,225	S *	5/2014	Lee	D15/5
D704,226	S *	5/2014	Lee	D15/5
8,915,004	B1 *	12/2014	Langner	F42B 33/06 124/65
8,915,191	B2	12/2014	Jones	
9,322,625	B1 *	4/2016	Langner	F42B 33/062
9,395,163	B2	7/2016	Fritz	
9,488,429	B1 *	11/2016	Langner	F41A 25/26
2006/0005730	A1	1/2006	Mank	
2012/0180644	A1 *	7/2012	Langner	F41A 25/00 89/42.01
2014/0230683	A1	8/2014	Burczynski	
2016/0025469	A1	1/2016	Nurminen	

(Continued)

**FOREIGN PATENT DOCUMENTS**

RU	2537074	12/2014
WO	9402798	2/1994

*Primary Examiner* — Michael A. Pratt

(74) *Attorney, Agent, or Firm* — Letham Law Firm LLC; Lawrence Letham

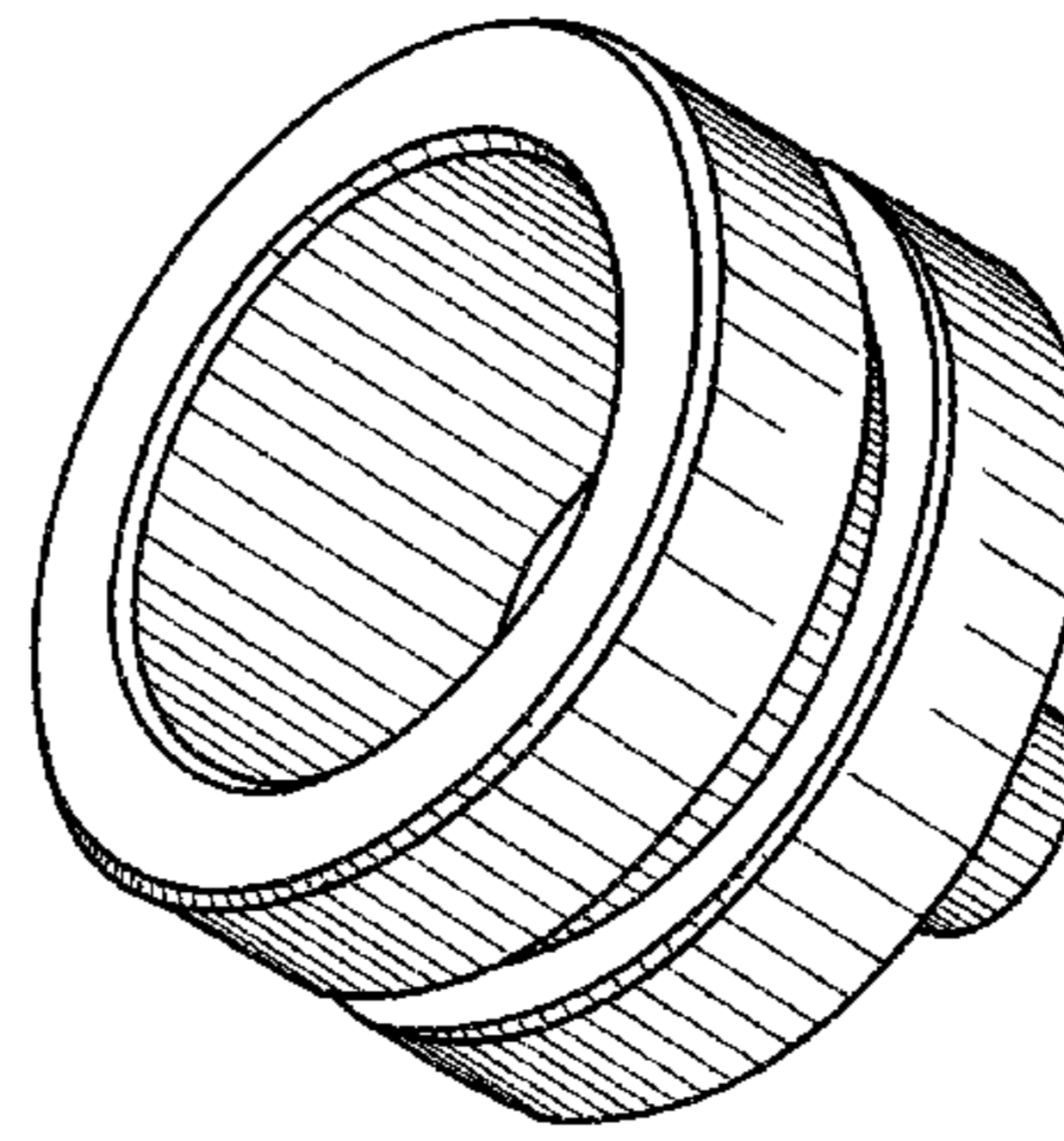
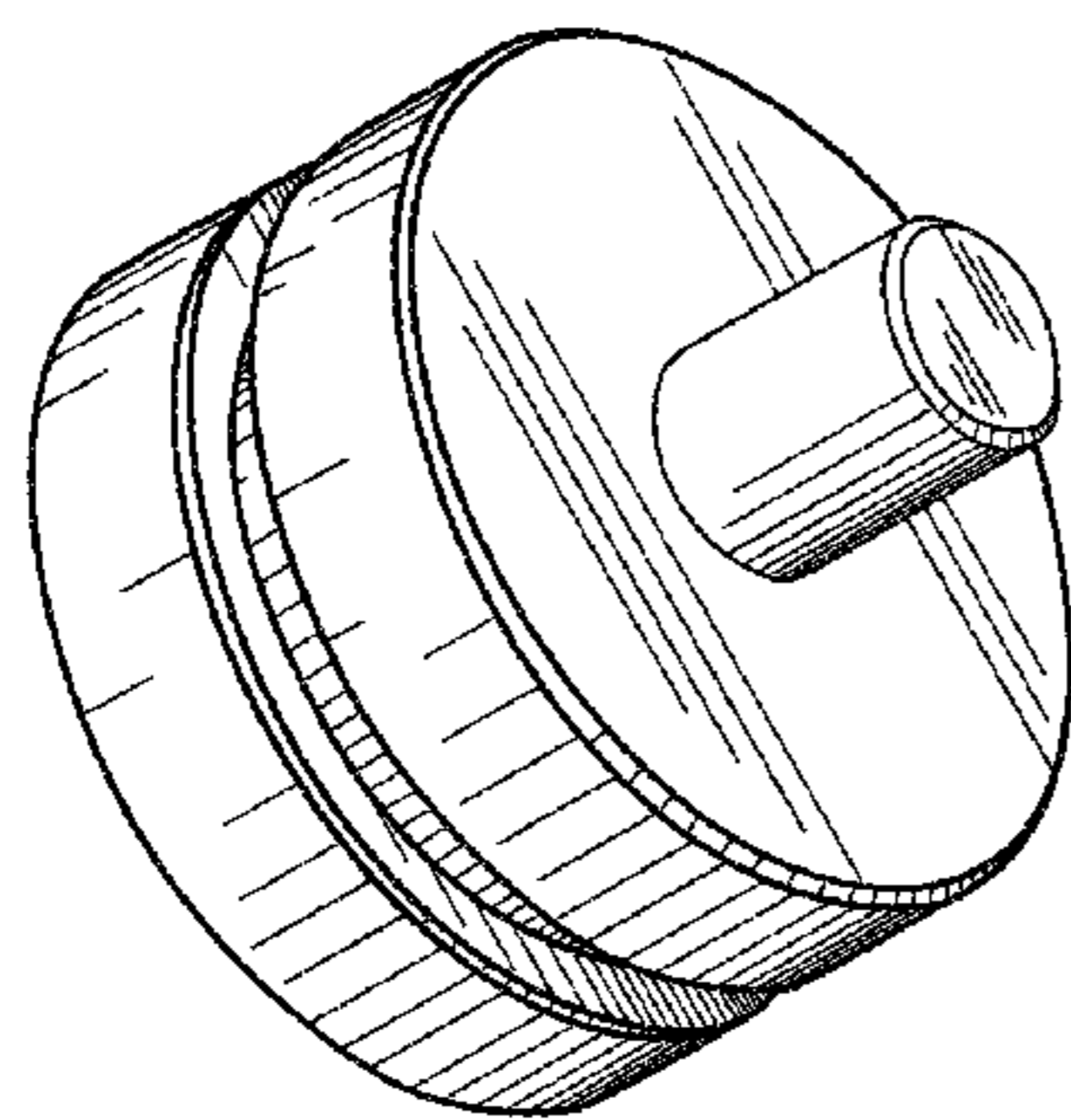
(57) **CLAIM**

The ornamental design for a piston for driving water out a disrupter, as shown and described.

**DESCRIPTION**

FIG. 1 is a perspective view of the piston for driving water out a disrupter showing the side and the top; FIG. 2 is another perspective view of the piston for driving water out a disrupter showing the side and the bottom; FIG. 3 is a view of the side of the piston for driving water out a disrupter all sides having the same view because the piston is circular; FIG. 4 is a view of the bottom of the piston for driving water out a disrupter; and, FIG. 5 is a view of the top of the piston for driving water out a disrupter.

**1 Claim, 2 Drawing Sheets**



(56)

**References Cited**

U.S. PATENT DOCUMENTS

2016/0290774 A1 10/2016 Langenbeck  
2017/0167837 A1 6/2017 Goryluk

\* cited by examiner

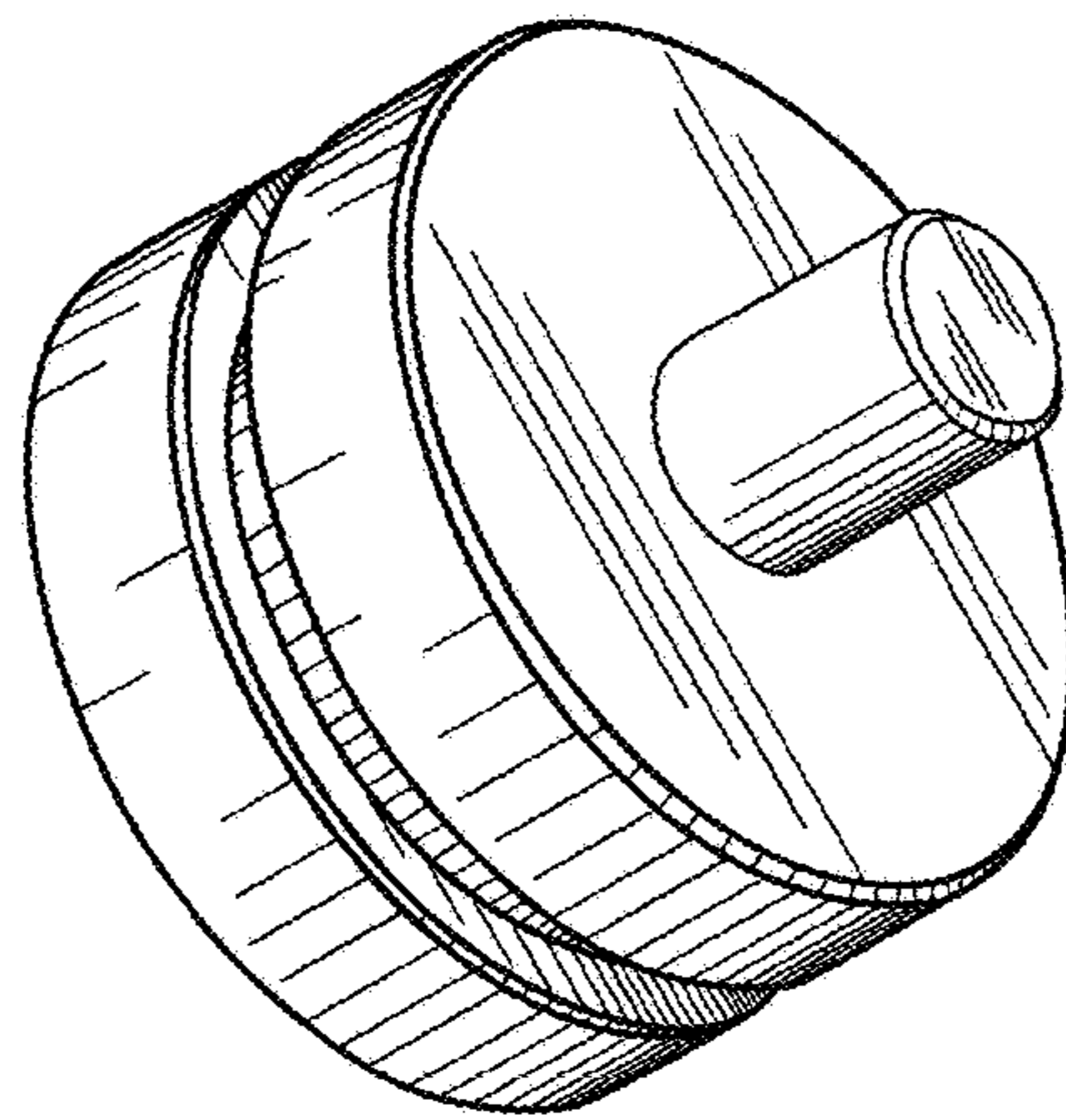


FIG. 1

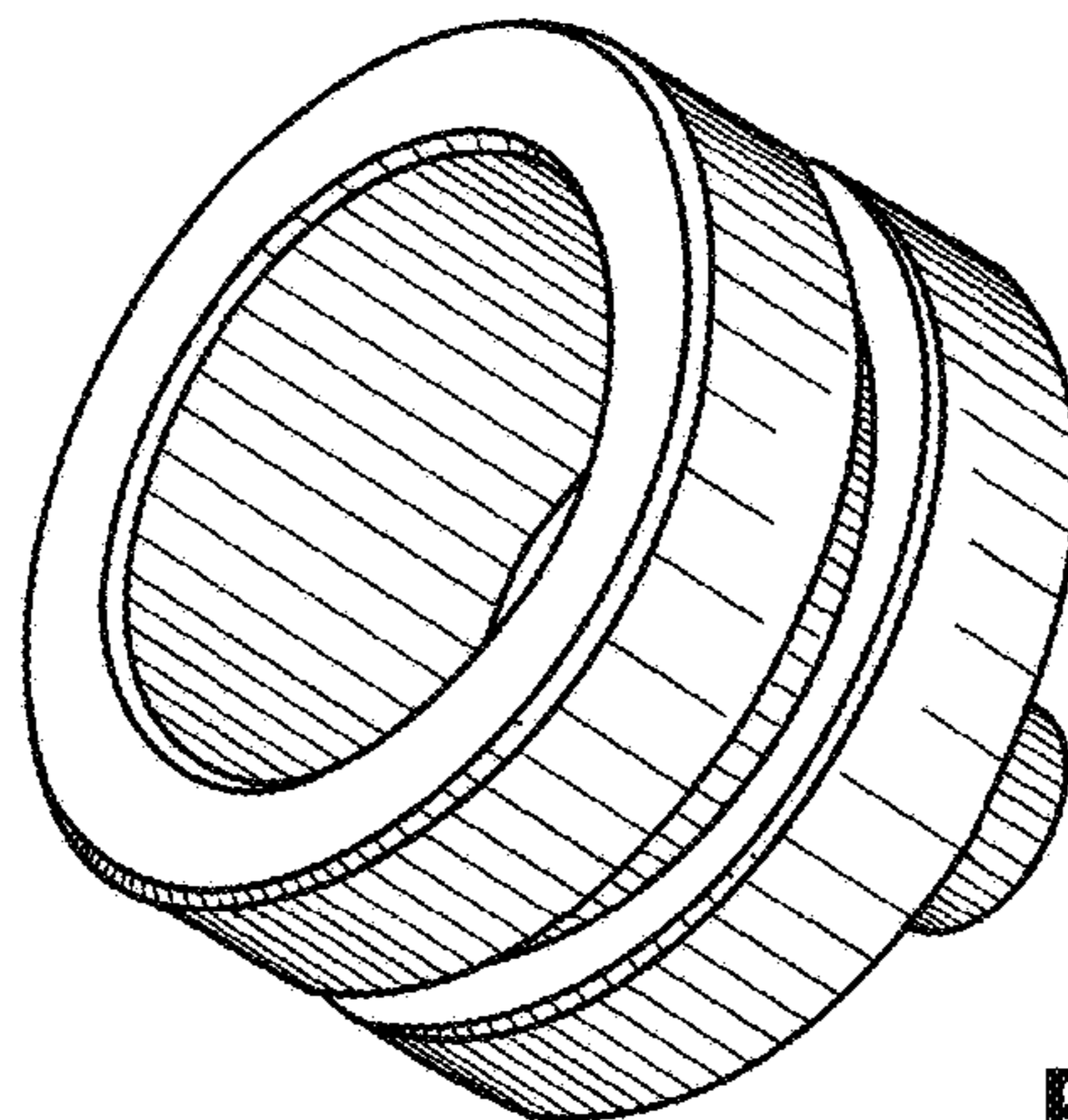


FIG. 2

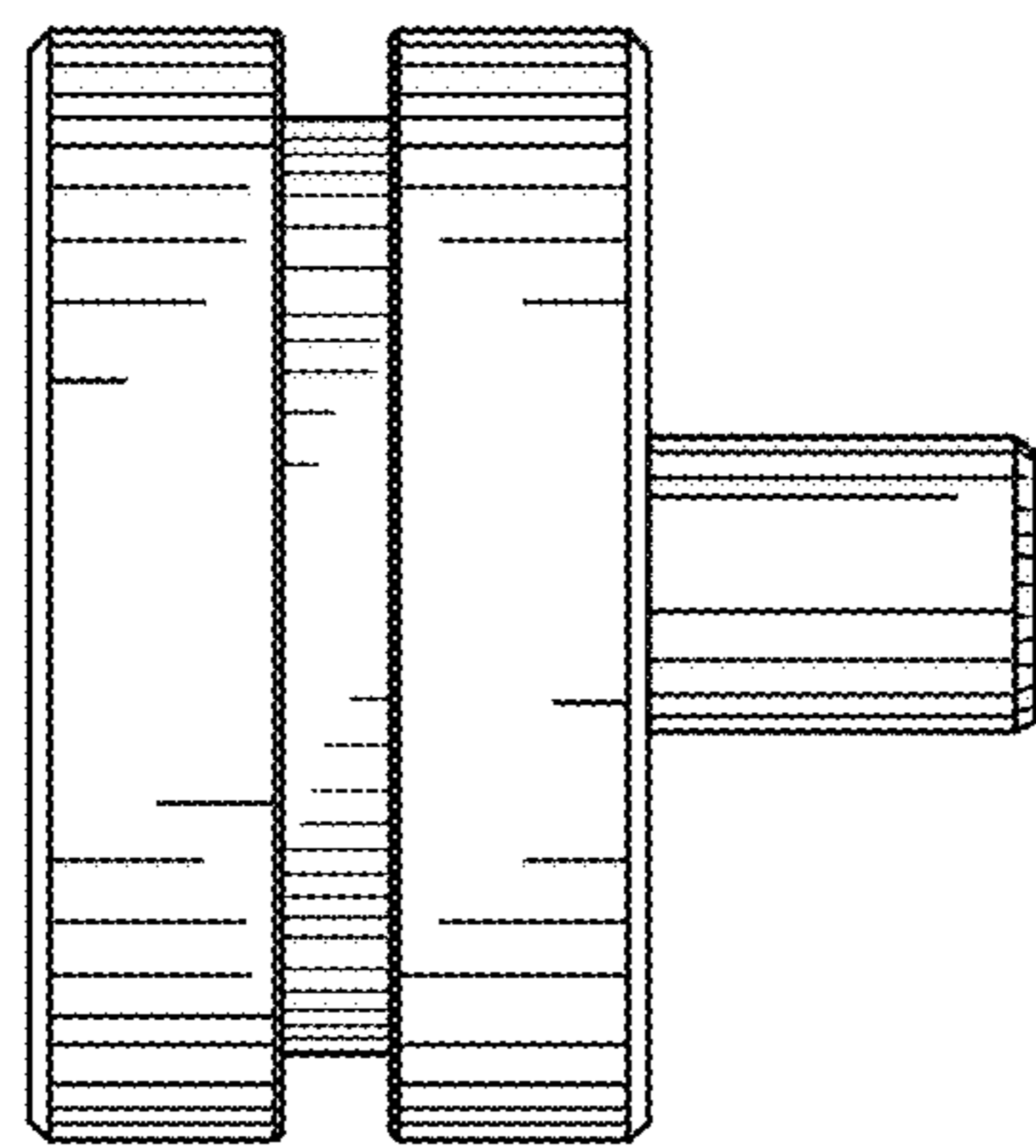


FIG. 3

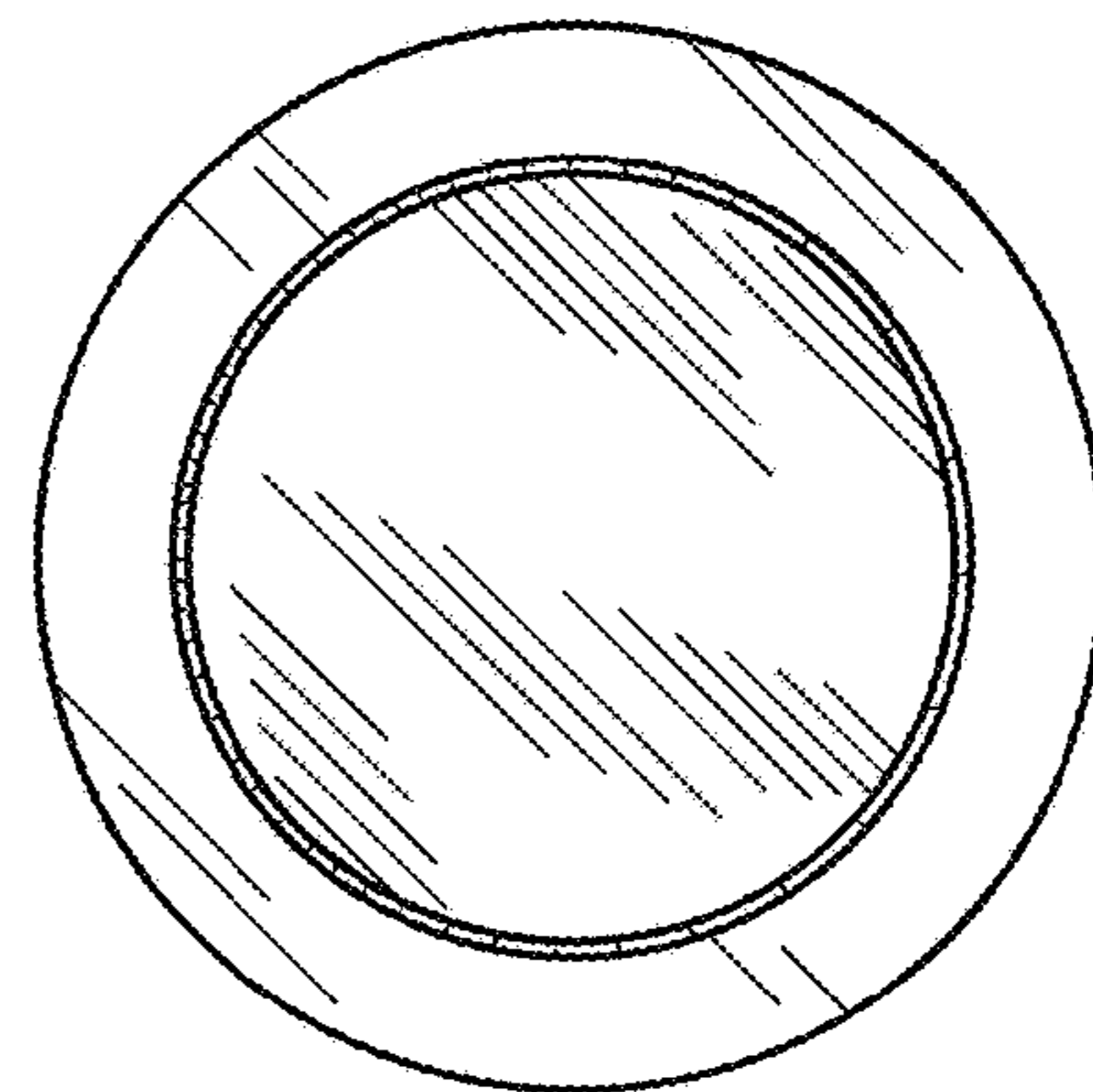


FIG. 4

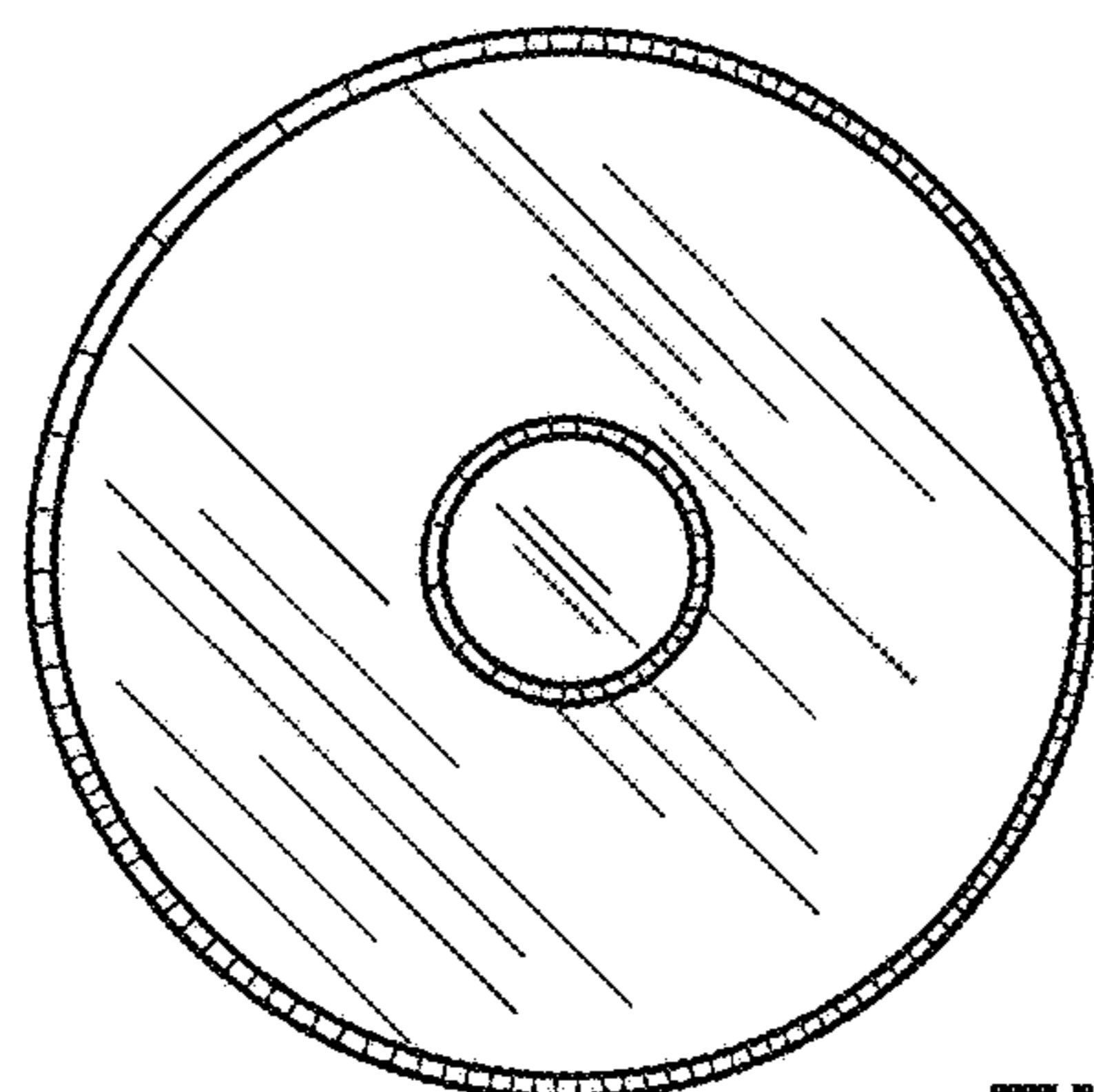


FIG. 5