



US00D853499S

(12) **United States Design Patent**
Kamiyama

(10) **Patent No.:** **US D853,499 S**
(45) **Date of Patent:** **** Jul. 9, 2019**

(54) **TOY RAILWAY**
(71) Applicant: **EPOCH COMPANY, LTD**, Taito-ku,
Tokyo (JP)
(72) Inventor: **Kei Kamiyama**, Tokyo (JP)
(73) Assignee: **EPOCH COMPANY LTD**, Tokyo (JP)
(**) Term: **15 Years**
(21) Appl. No.: **29/645,068**
(22) Filed: **Apr. 23, 2018**

D275,692 S * 9/1984 Kanaoki D21/564
4,669,657 A * 6/1987 Crain A63H 19/36
238/10 A
D306,466 S * 3/1990 Elliott D21/564
4,937,207 A * 6/1990 Simmell A63H 18/00
104/305
D318,501 S * 7/1991 Ngai D21/564
D376,393 S * 12/1996 Stroud D21/476
D389,531 S * 1/1998 Huang D11/121
5,931,099 A * 8/1999 Bruner A63H 19/00
104/53
5,961,149 A * 10/1999 Hunt A63H 33/38
105/1.5

(30) **Foreign Application Priority Data**
Oct. 24, 2017 (JP) 2017-023483
(51) **LOC (11) Cl.** **21-01**
(52) **U.S. Cl.**
USPC **D21/564**
(58) **Field of Classification Search**
USPC D21/334, 350, 351, 468, 470, 475, 506,
D21/507, 564
CPC . A63H 33/00; G09B 5/00; G09B 5/02; A47D
15/00
See application file for complete search history.

* cited by examiner
Primary Examiner — Cynthia M. Chin
(74) *Attorney, Agent, or Firm* — Fitzgerald IP Law; John
K Fitzgerald

(56) **References Cited**
U.S. PATENT DOCUMENTS
D46,256 S * 8/1914 Lahiere D11/118
D71,650 S * 12/1926 Mangold D21/564
2,008,390 A * 7/1935 Harris A63H 19/30
238/10 A
3,384,991 A * 5/1968 Einfalt A63H 18/025
446/445
D226,862 S * 5/1973 Tomiyama D21/564

(57) **CLAIM**
The ornamental design for toy railway, as shown and
described.

DESCRIPTION
FIG. 1 is a front perspective view of a toy railway showing
my new design;
FIG. 2 is a rear perspective view thereof;
FIG. 3 is a front view thereof;
FIG. 4 is a rear view thereof;
FIG. 5 is a top plan view thereof;
FIG. 6 is a left side view thereof; and,
FIG. 7 is a right side view thereof.
The broken lines shown are included for the purpose of
illustrating portions of the article which form no part of the
claimed design.

1 Claim, 7 Drawing Sheets

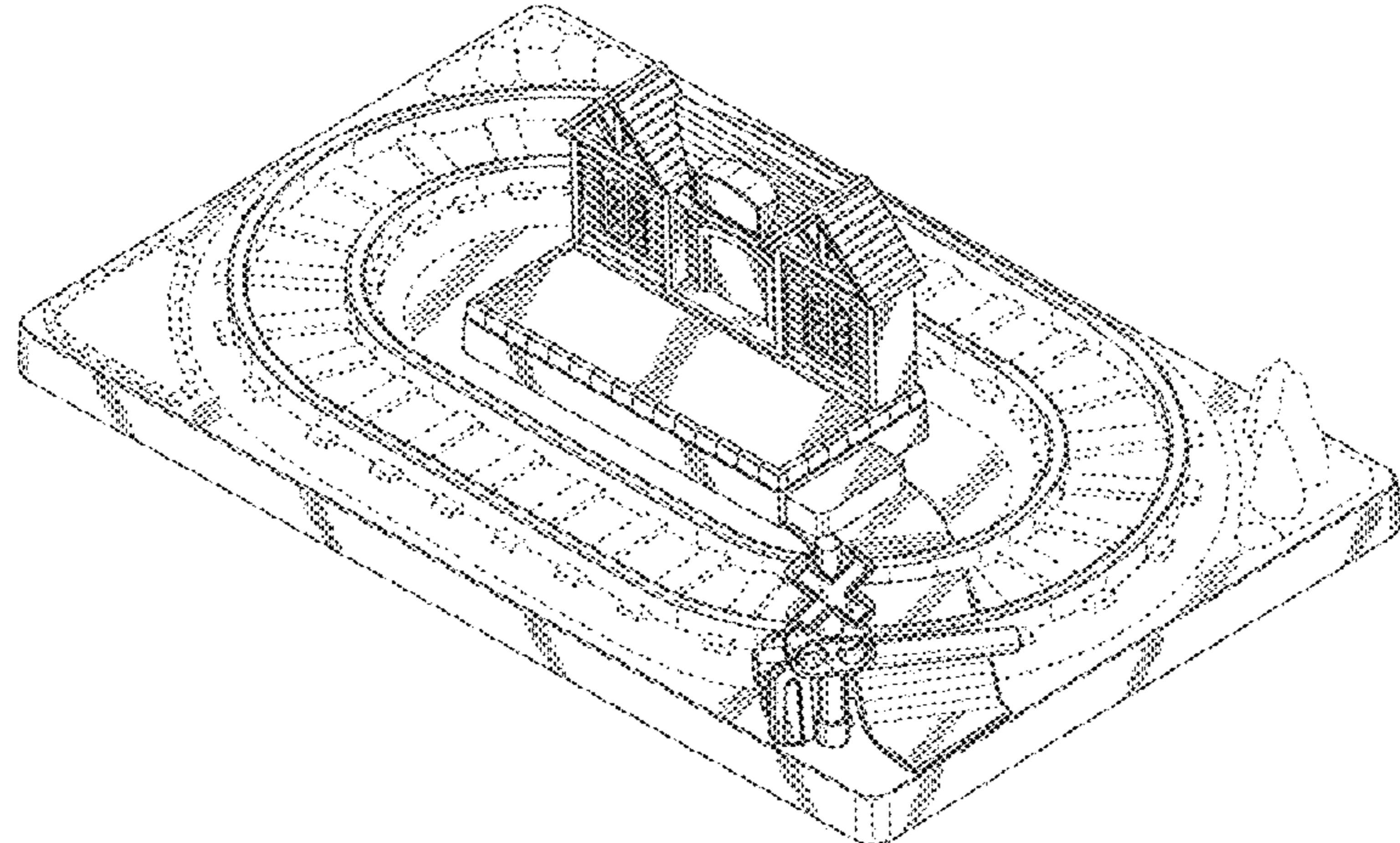


FIG. 1

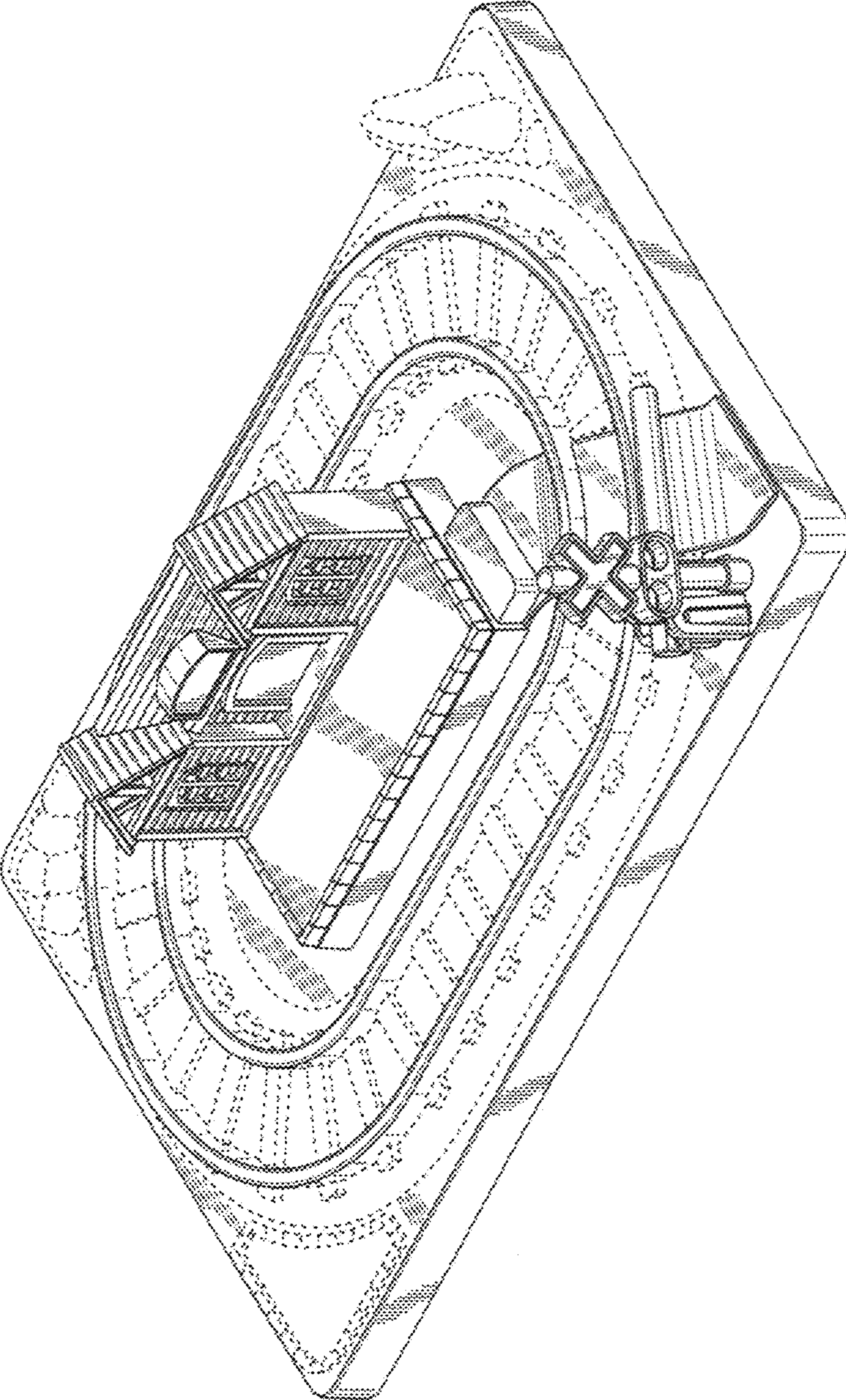


FIG. 2

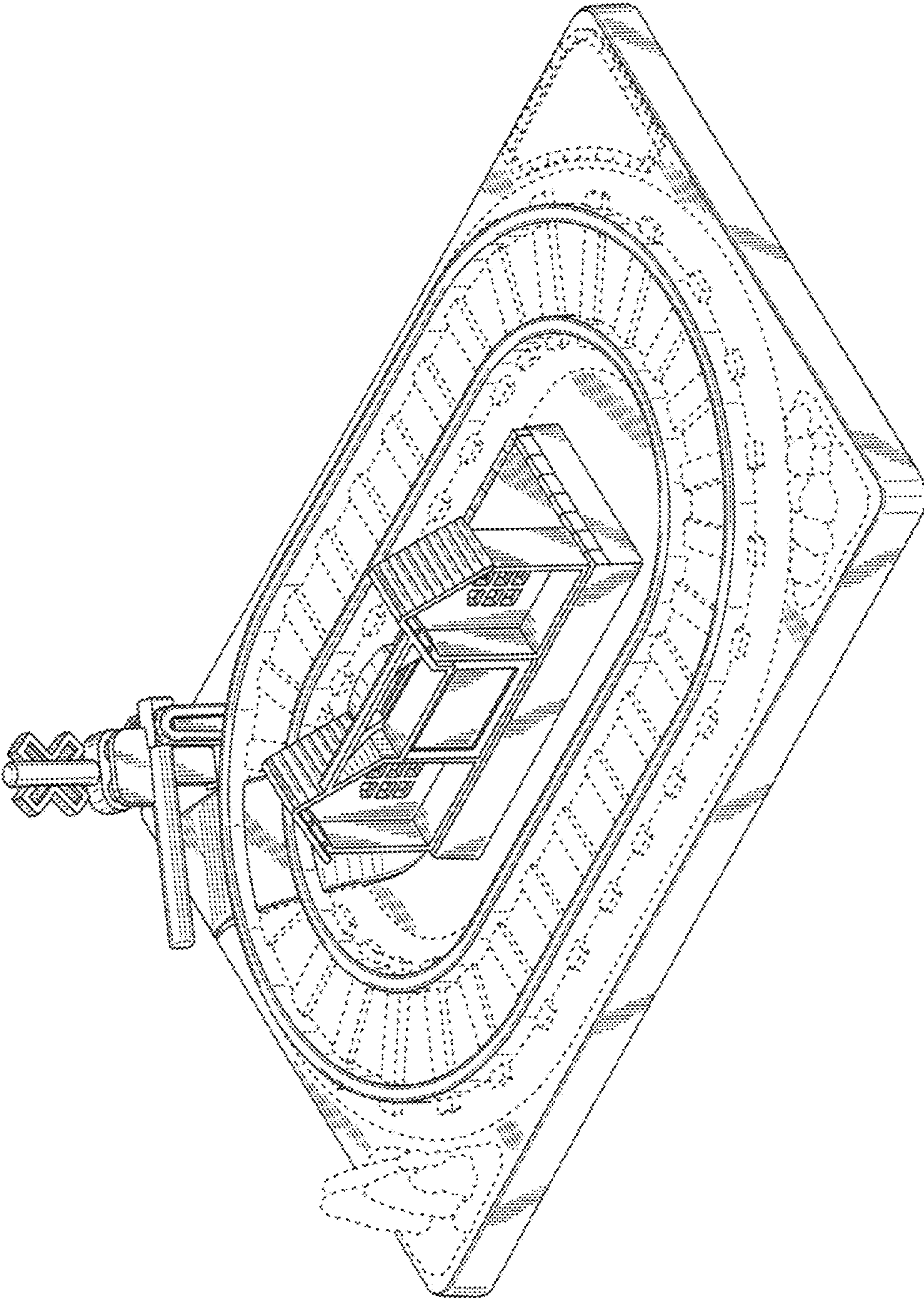


FIG. 3

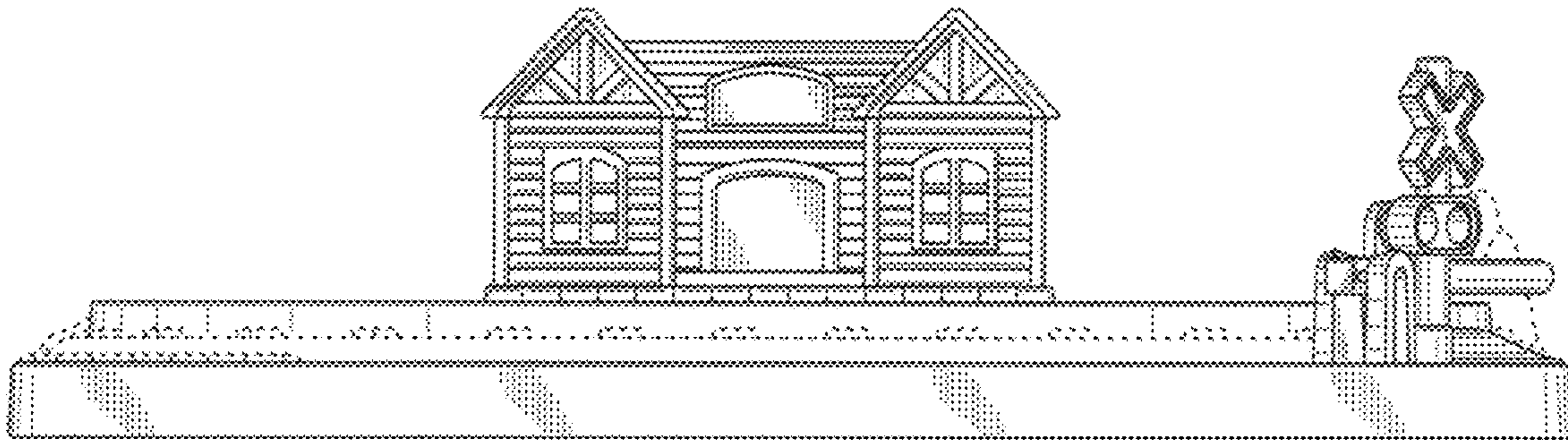


FIG. 4

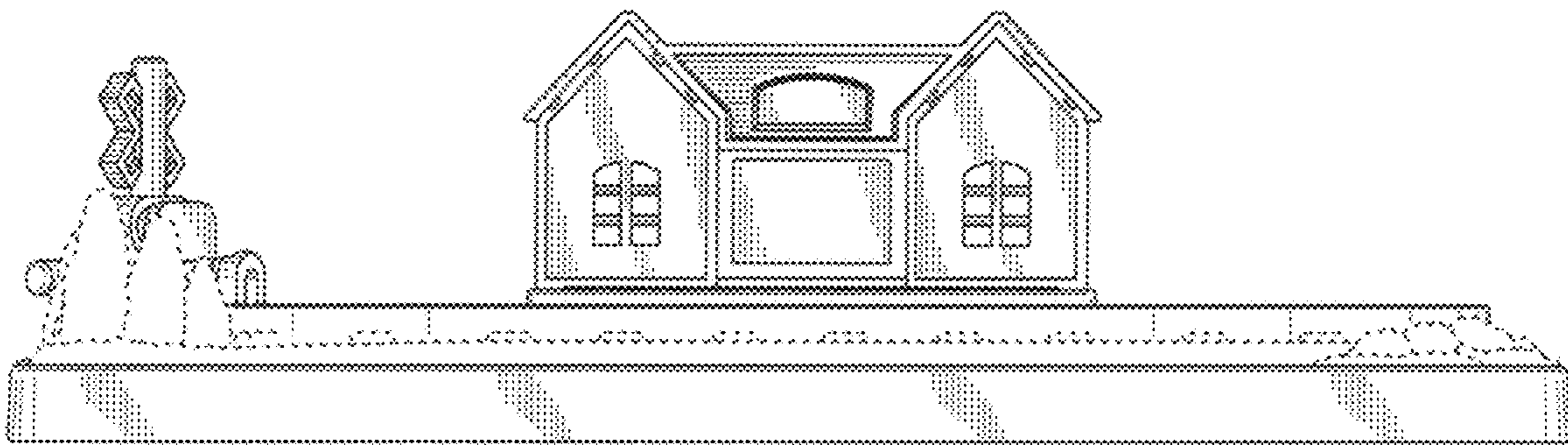


FIG. 5

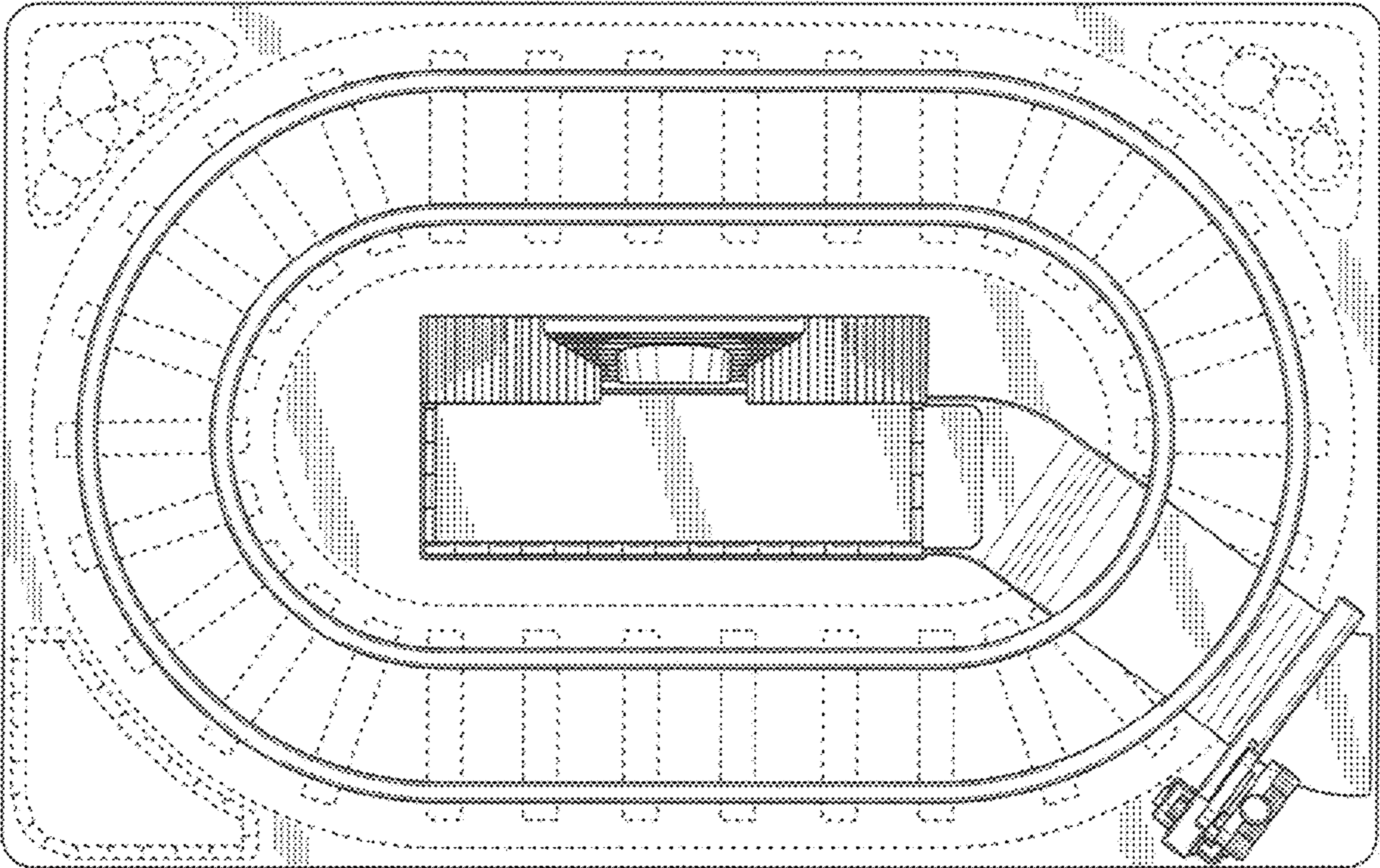


FIG. 6

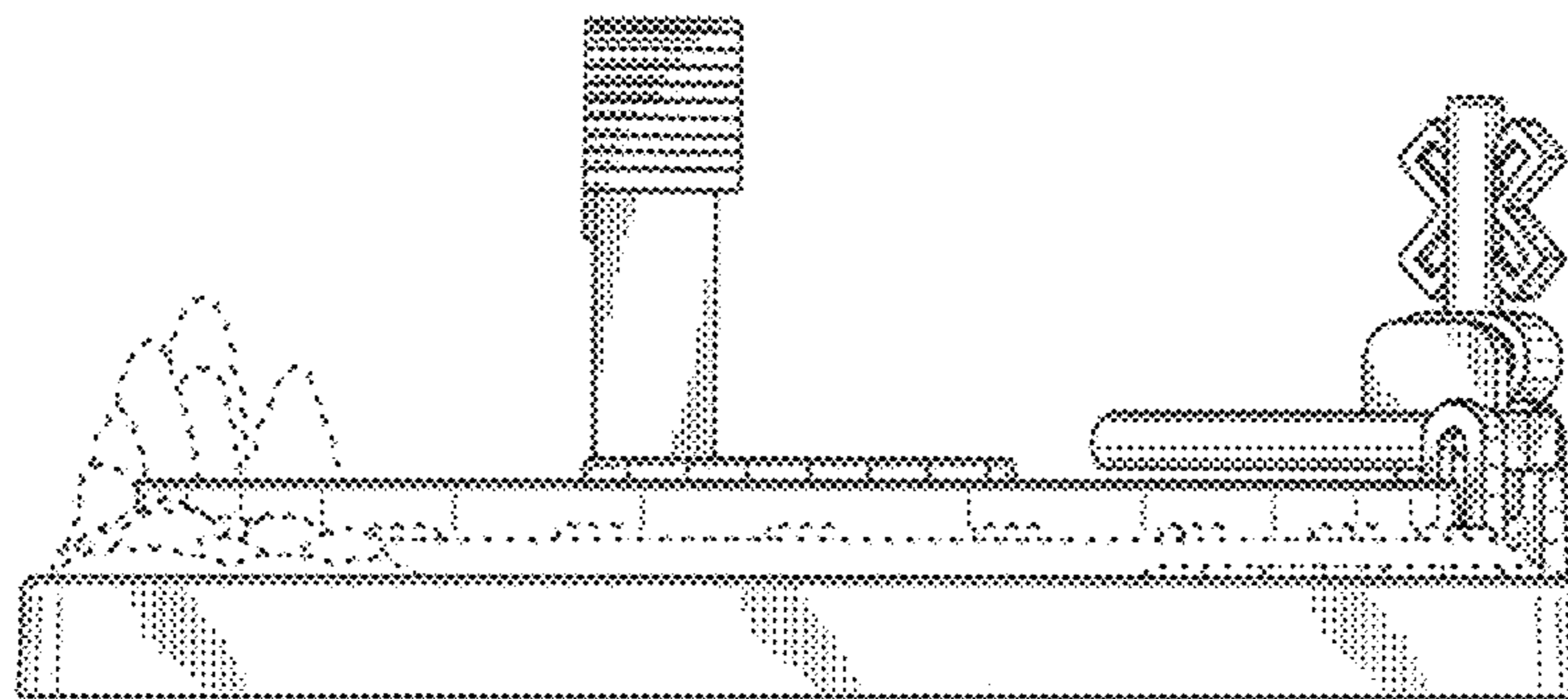


FIG. 7

