



US00D853490S

(12) **United States Design Patent**  
**Kim et al.**

(10) **Patent No.:** **US D853,490 S**  
(45) **Date of Patent:** **\*\* Jul. 9, 2019**

- (54) **PEN**
- (71) Applicant: **Sanford, L.P.**, Atlanta, GA (US)
- (72) Inventors: **EJung Kim**, Chicago, IL (US); **Jason Cardani**, Kalamazoo, MI (US)
- (73) Assignee: **SANFORD, L.P.**, Atlanta, GA (US)
- (\*\*) Term: **15 Years**
- (21) Appl. No.: **29/618,137**
- (22) Filed: **Sep. 19, 2017**
- (51) **LOC (11) Cl.** ..... **19-06**
- (52) **U.S. Cl.**  
USPC ..... **D19/177**
- (58) **Field of Classification Search**  
USPC ..... D19/115–204; D14/411  
CPC . B43K 5/005; B43K 7/12; B43K 8/04; B43K 8/06; B43K 19/00; B43K 19/02; B43K 19/14; B43K 21/006; B43K 21/06  
See application file for complete search history.

- D551,708 S \* 9/2007 Leibeck ..... D19/173
- D584,772 S \* 1/2009 Hackenberg ..... D19/177
- D602,527 S \* 10/2009 Heck ..... D14/411
- D626,996 S \* 11/2010 Leibeck ..... D19/173
- D670,700 S \* 11/2012 Halsinger ..... D14/411

(Continued)

*Primary Examiner* — Elizabeth A. Albert

(74) *Attorney, Agent, or Firm* — Eversheds Sutherland (US) LLP

(57) **CLAIM**

We claim the ornamental design for a pen, as shown and described.

**DESCRIPTION**

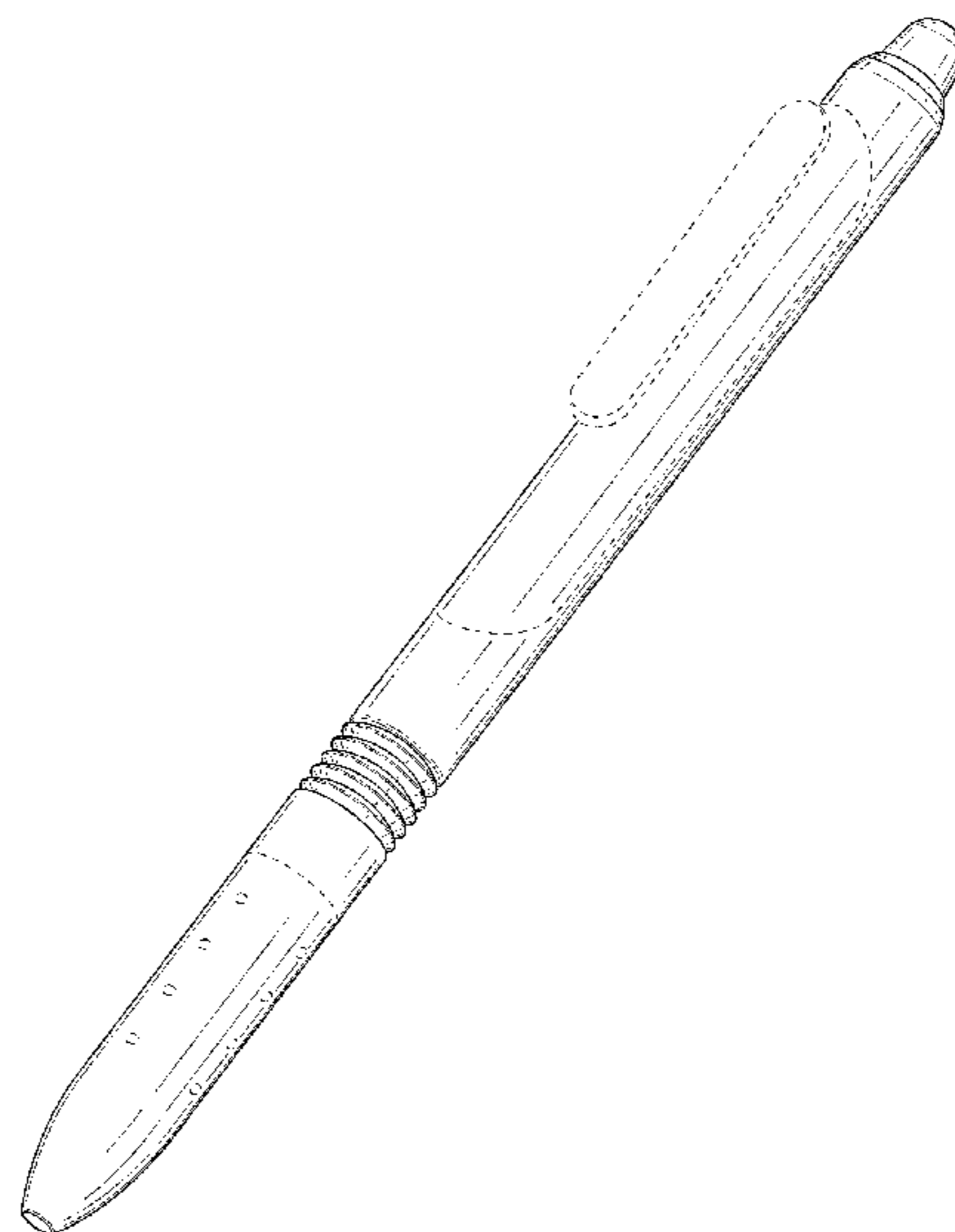
FIG. 1 is a perspective view showing our new design for a pen in an extended position;  
 FIG. 2 is a front view showing the pen of FIG. 1;  
 FIG. 3 is a rear view showing the pen of FIG. 1;  
 FIG. 4 is a left view showing the pen of FIG. 1;  
 FIG. 5 is a right view showing the pen of FIG. 1;  
 FIG. 6 is a top view showing the pen of FIG. 1;  
 FIG. 7 is a bottom view showing the pen of FIG. 1;  
 FIG. 8 is a perspective view showing the pen of FIG. 1 in a retracted position;  
 FIG. 9 is a front view showing the pen of FIG. 1 in the retracted position;  
 FIG. 10 is a rear view showing the pen of FIG. 1 in the retracted position;  
 FIG. 11 is a left view showing the pen of FIG. 1 in the retracted position;  
 FIG. 12 is a right view showing the pen of FIG. 1 in the retracted position;  
 FIG. 13 is a top view showing the pen of FIG. 1 in the retracted position; and,  
 FIG. 14 is a bottom view showing the pen of FIG. 1 in the retracted position.  
 In FIGS. 1-14, the broken lines are for purposes of illustration only, and do not form a part of the claimed design.

(56) **References Cited**

U.S. PATENT DOCUMENTS

- D138,346 S \* 7/1944 Kahn ..... D19/168
- D140,697 S \* 3/1945 Lovejoy ..... D19/179
- D141,588 S \* 6/1945 Kahn ..... D19/179
- D143,176 S \* 12/1945 Whitehouse ..... D19/168
- D150,224 S \* 7/1948 Green et al. .... D19/179
- D303,549 S \* 9/1989 Horntrich ..... D19/170
- 5,358,348 A \* 10/1994 Kennedy ..... B43K 23/002  
211/69.1
- 5,717,435 A \* 2/1998 Fukushima ..... G06F 3/03545  
345/179
- D396,729 S \* 8/1998 Ham ..... D19/168
- D406,277 S \* 3/1999 Lecce ..... D19/176
- 6,932,531 B2 \* 8/2005 Marschand ..... B43K 8/003  
401/195
- D546,884 S \* 7/2007 Ternovits ..... D19/176

**1 Claim, 8 Drawing Sheets**



(56)

**References Cited**

U.S. PATENT DOCUMENTS

8,970,560 B2 \* 3/2015 Keda ..... B43K 23/12  
345/179  
9,108,456 B2 \* 8/2015 Ito ..... B43K 7/02  
D763,962 S \* 8/2016 Zhang ..... D19/173  
D768,777 S \* 10/2016 Matsumura ..... D19/174  
9,844,973 B2 \* 12/2017 Ito ..... B43K 7/02  
D816,167 S \* 4/2018 Guiu ..... D19/177  
D826,330 S \* 8/2018 Bo ..... D19/173  
D839,959 S \* 2/2019 Zhang ..... D19/170

\* cited by examiner

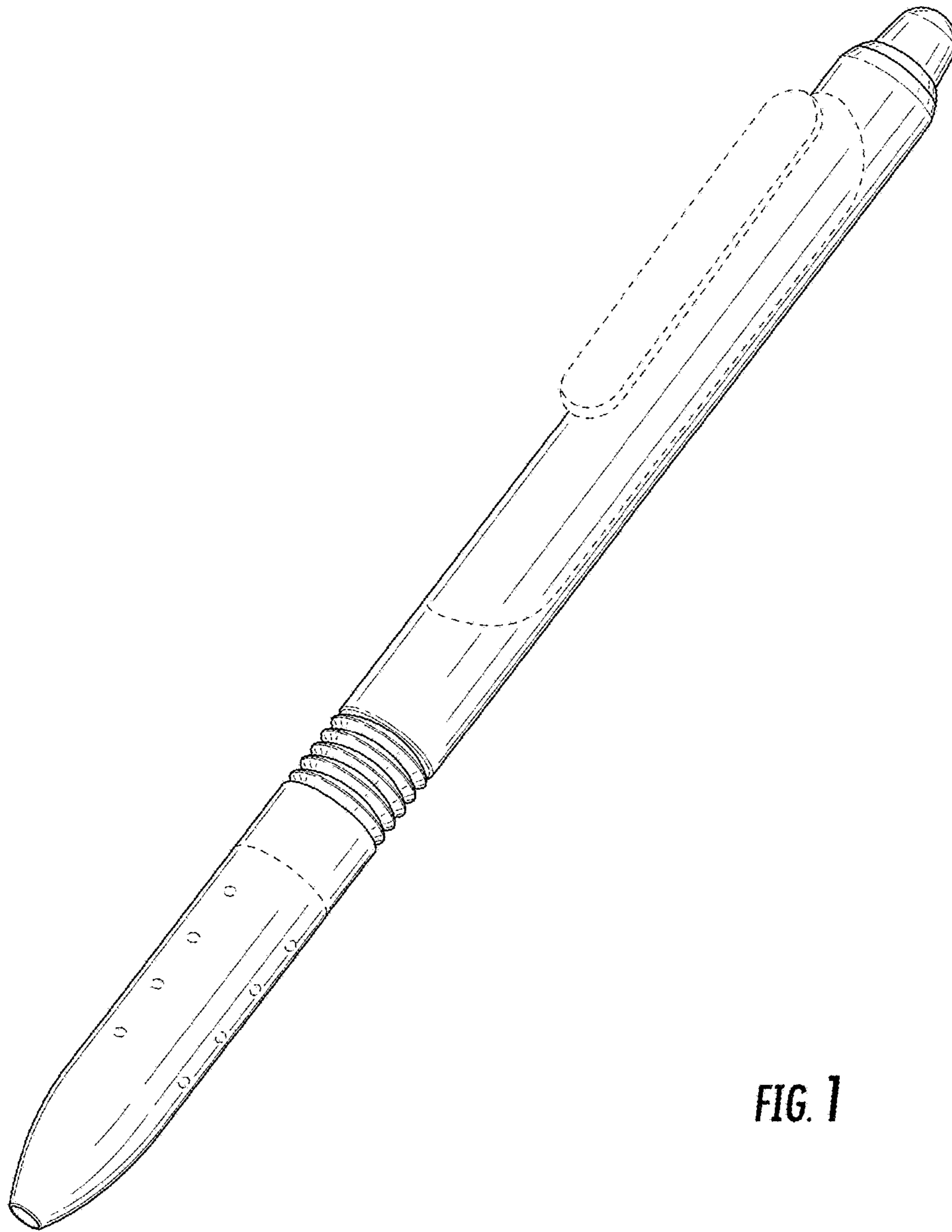


FIG. 1

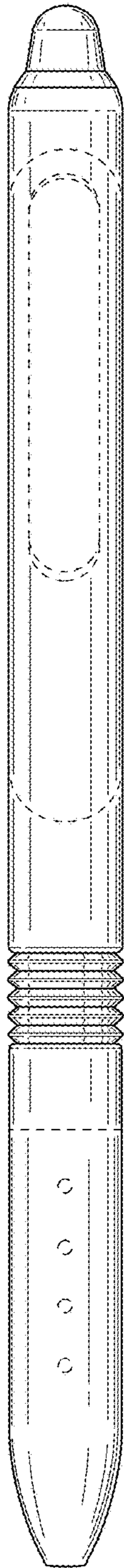


FIG. 2




FIG. 3

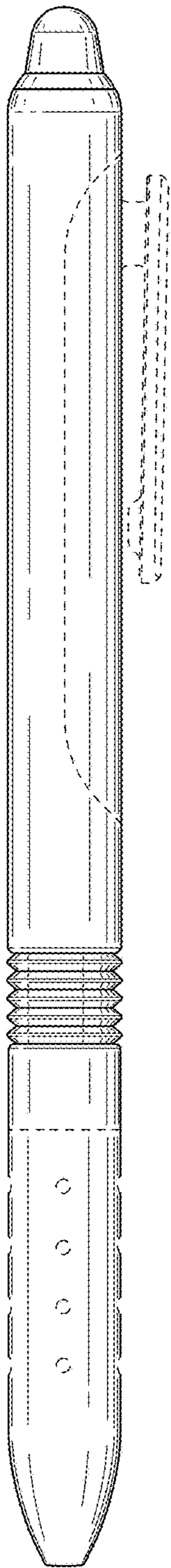


FIG. 4

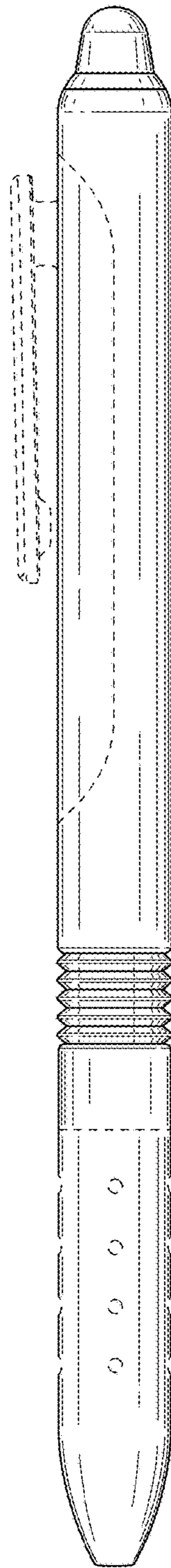
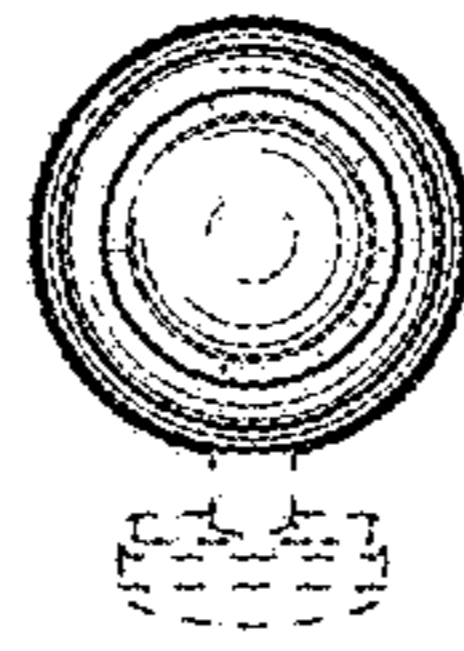
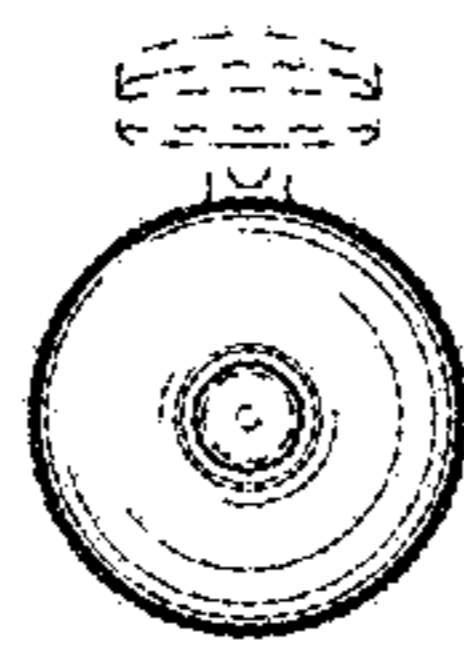


FIG. 5



**FIG. 6**



**FIG. 7**



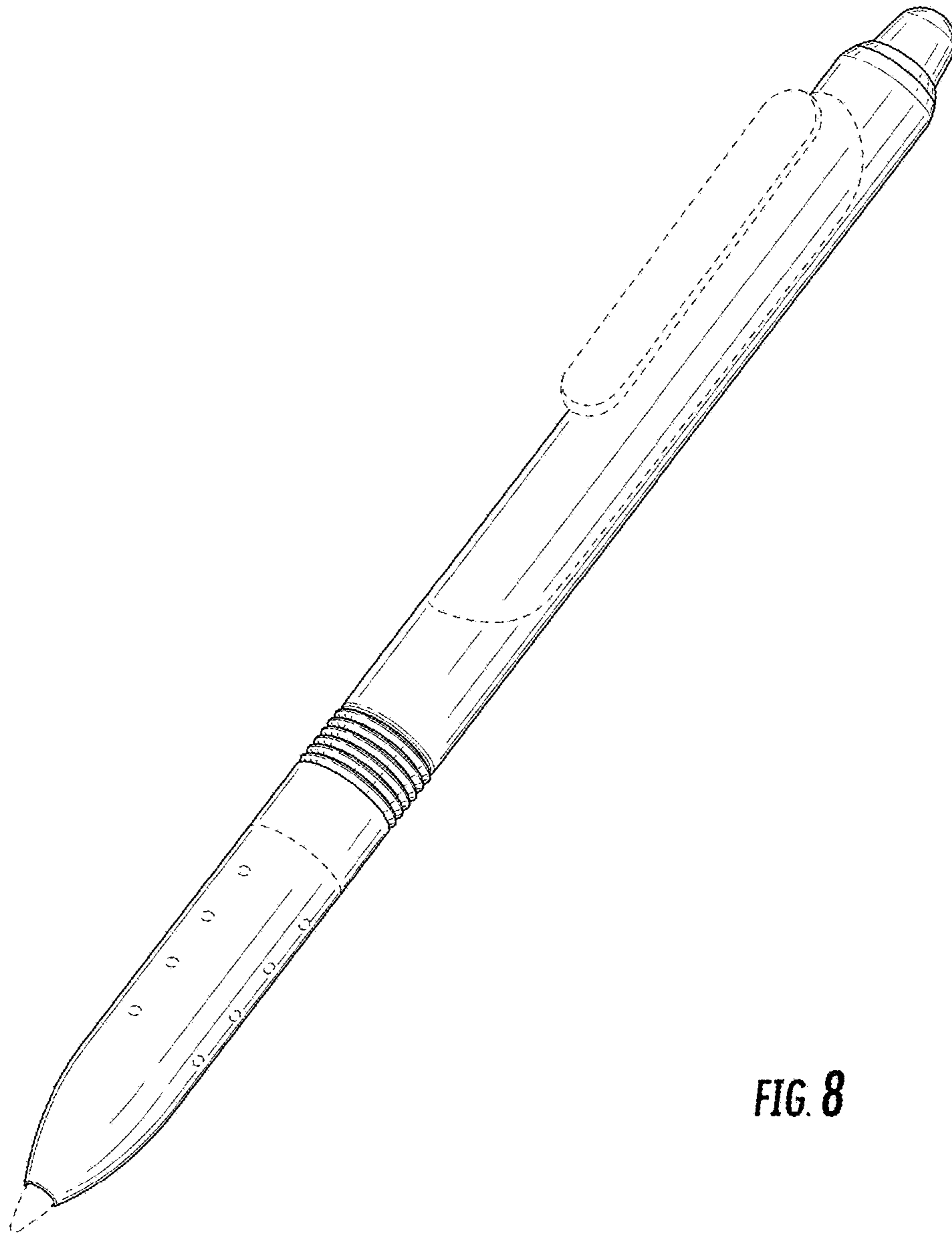


FIG. 8

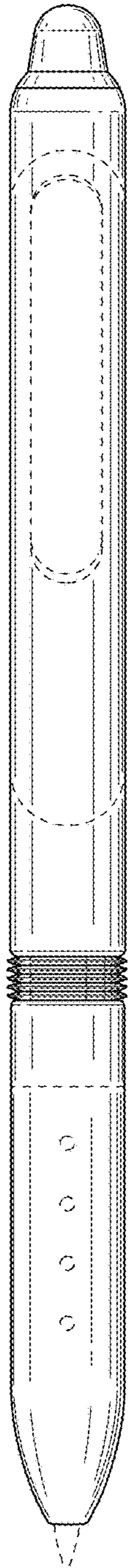


FIG. 9

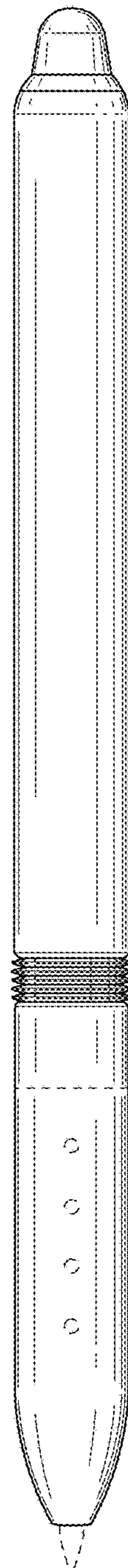


FIG. 10



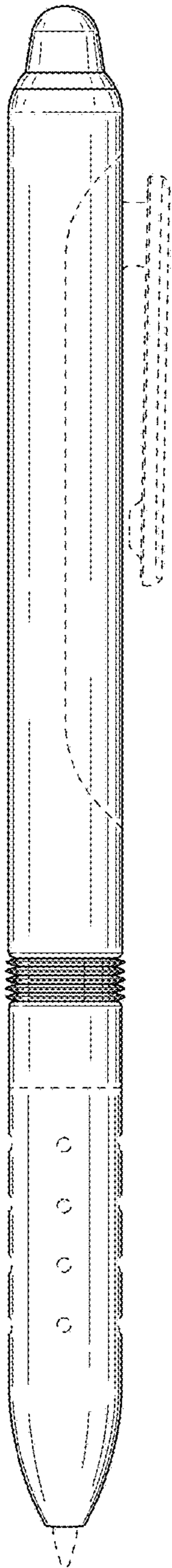


FIG. 11

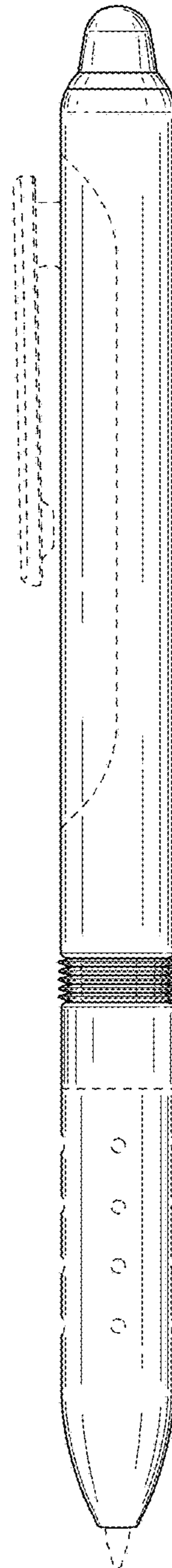
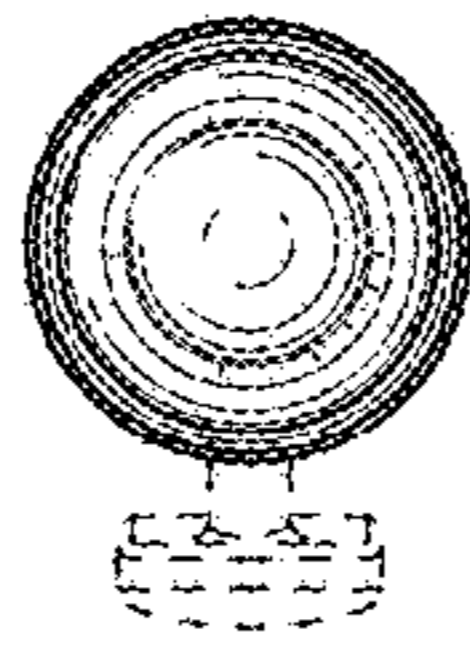
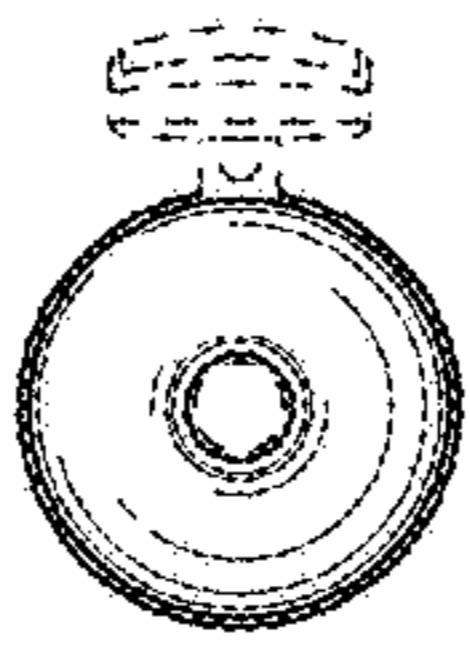


FIG. 12



**FIG. 13**



**FIG. 14**