



US00D853486S

(12) **United States Design Patent**  
**Racine**

(10) **Patent No.:** **US D853,486 S**

(45) **Date of Patent:** **\*\* Jul. 9, 2019**

(54) **HOLDER FOR A FLAT ARTICLE**  
(71) Applicant: **Michael Racine**, Dalmeny (CA)  
(72) Inventor: **Michael Racine**, Dalmeny (CA)  
(\*\*) Term: **15 Years**

4,736,538 A \* 4/1988 Pierce ..... A47G 1/06  
40/779  
4,979,619 A \* 12/1990 Hager ..... A45C 11/18  
150/145  
5,096,069 A \* 3/1992 Brandon ..... G09F 15/0012  
211/45  
D356,339 S \* 3/1995 Geborek ..... D19/88  
(Continued)

(21) Appl. No.: **29/629,937**

(22) Filed: **Dec. 18, 2017**

(30) **Foreign Application Priority Data**

Jul. 24, 2017 (CA) ..... 176058

(51) **LOC (11) Cl.** ..... **19-02**

(52) **U.S. Cl.**  
USPC ..... **D19/86**

(58) **Field of Classification Search**  
USPC ..... D19/3, 75, 77-78, 86-92; D3/313, 901;  
D6/553, 566, 560, 570, 300, 301, 302;  
D7/590, 601, 640, 641; D28/73  
CPC ..... A47B 63/00; B42D 5/005; B42D 5/006;  
B42D 5/007; B43M 99/00; B43M 99/001;  
B43M 99/006; B43M 99/007; B43M  
99/008; B43M 99/009  
See application file for complete search history.

(56) **References Cited**

**U.S. PATENT DOCUMENTS**

2,268,529 A \* 12/1941 Stiles ..... G03B 21/64  
40/702  
D142,985 S \* 11/1945 Brown ..... D19/91  
2,856,814 A \* 10/1958 Dillmann ..... B60R 1/06  
248/205.6  
3,328,899 A \* 7/1967 Stewart ..... G09B 29/10  
116/240  
4,065,091 A \* 12/1977 Ulrich ..... A47G 1/142  
248/473  
D271,168 S \* 11/1983 Antonczyk ..... D6/300  
4,496,058 A \* 1/1985 Harris ..... B43L 3/008  
206/557

**OTHER PUBLICATIONS**

The CGC Holder; <https://www.cgccomics.com/grading/holder.aspx>—  
May 22, 2018; 2 pages.

(Continued)

*Primary Examiner* — Elizabeth A. Albert  
(74) *Attorney, Agent, or Firm* — Moss & Barnett;  
Michael A. Bondi

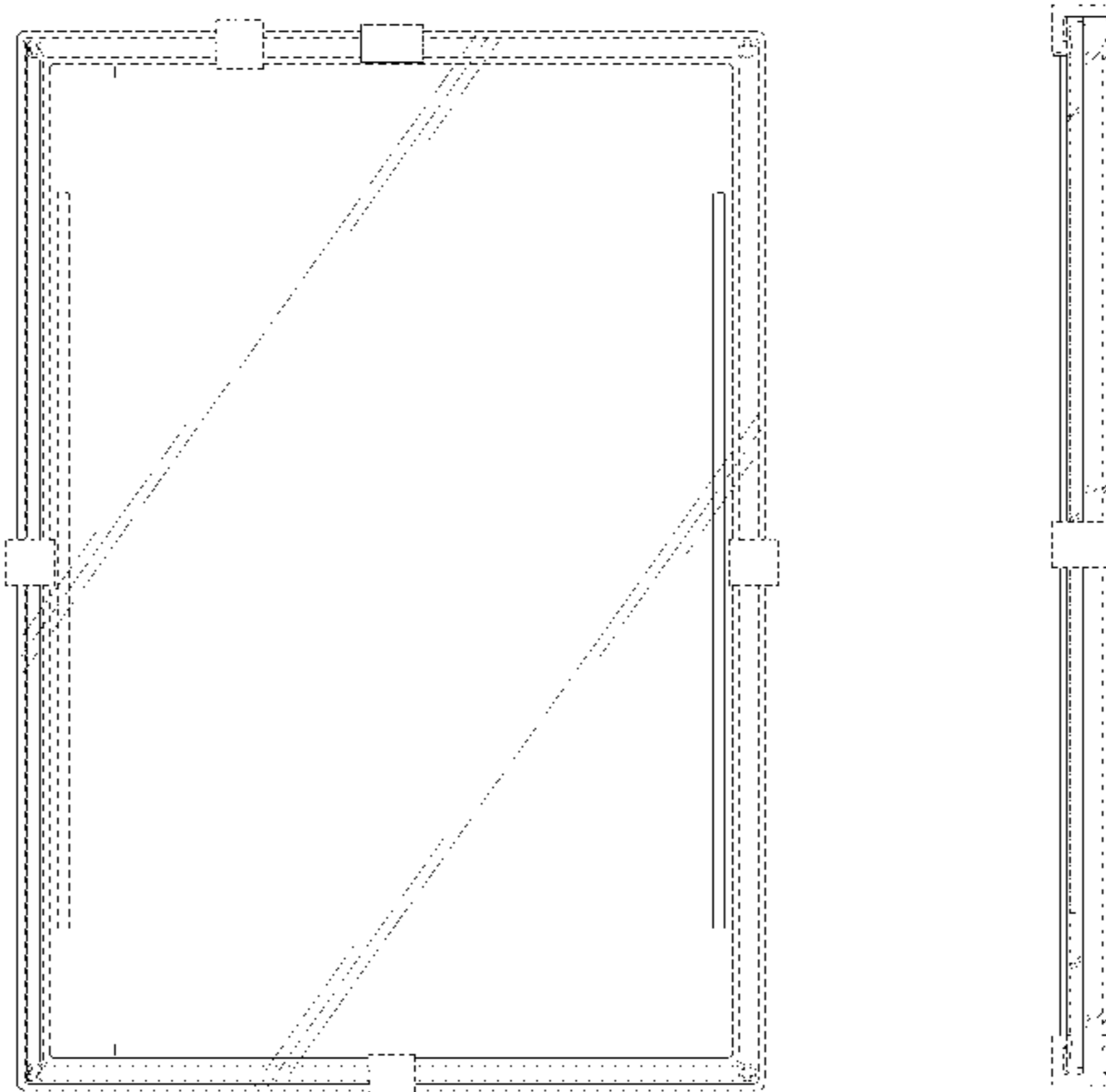
(57) **CLAIM**

The ornamental design for a holder for a flat article, as shown and described.

**DESCRIPTION**

FIG. 1 is a perspective view of the holder for a flat article showing my new design.  
FIG. 2 is a front elevation view of the design of FIG. 1.  
FIG. 3 is a back elevation view of the design of FIG. 1.  
FIG. 4 is a left side elevation view of the design shown in FIG. 1.  
FIG. 5 is a right side elevation view of the design shown in FIG. 1.  
FIG. 6 is a top elevation view of the design shown in FIG. 1; and,  
FIG. 7 is a bottom elevation view of the design shown in FIG. 1.  
The broken lines in the drawings are included to show clips on the edges of the holder for a flat article and form no part of the claimed design.

**1 Claim, 5 Drawing Sheets**



(56)

**References Cited**

## U.S. PATENT DOCUMENTS

D371,244 S \* 7/1996 Weshler ..... D6/300  
5,671,097 A \* 9/1997 Merriweather, Jr. .... A47G 1/02  
248/475.1  
D418,309 S \* 1/2000 Kuebel ..... D6/301  
D469,963 S \* 2/2003 Ueno ..... D6/300  
D547,072 S \* 7/2007 Mischel, Jr. .... D6/300  
D565,307 S \* 4/2008 Hunting ..... D6/300  
D577,075 S \* 9/2008 Bode ..... D20/21  
7,631,450 B2 \* 12/2009 Popowich ..... G06Q 30/02  
40/603  
D691,572 S \* 10/2013 Lee ..... D14/126  
D695,700 S \* 12/2013 Seong ..... D14/126  
D738,378 S \* 9/2015 Kim ..... D14/451  
D829,449 S \* 10/2018 Orsi ..... D6/300

## OTHER PUBLICATIONS

PGX Comics Profession Grading Experts, LLC.; <http://pgxcomics.com/art-encapsulation-without-grading-now-available/>—May 22, 2018; 2 pages.

CBCS The Clear Choice; <https://www.cbcscomics.com/>—May 22, 2018; 7 pages.

Comic Mount Comic Book Shelf Stand and Wall Mount, Invisible and Adjustable, 1 Pack; <https://www.amazon.com/ComicMount-Adjustable-Mounting-Two-one/dp/B00GP1HJQG>—May 22, 2018; 1 page.

\* cited by examiner

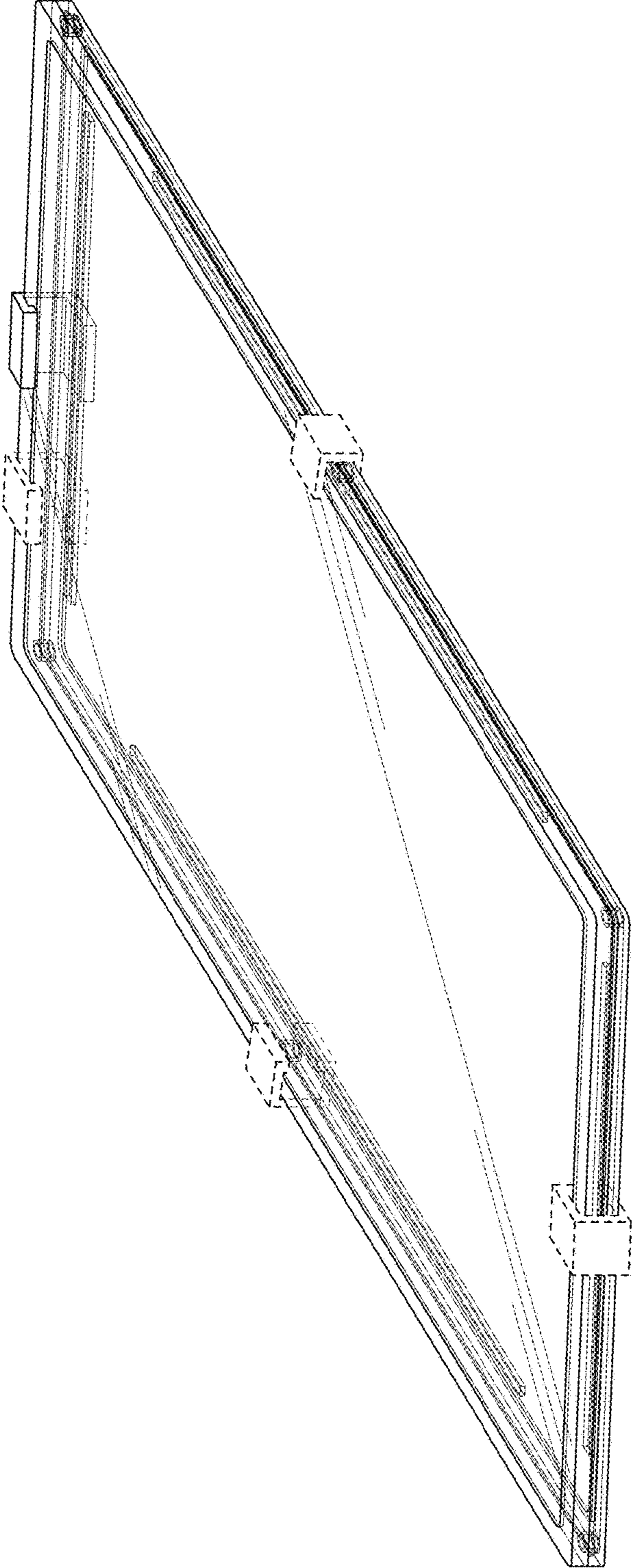


FIG. 1

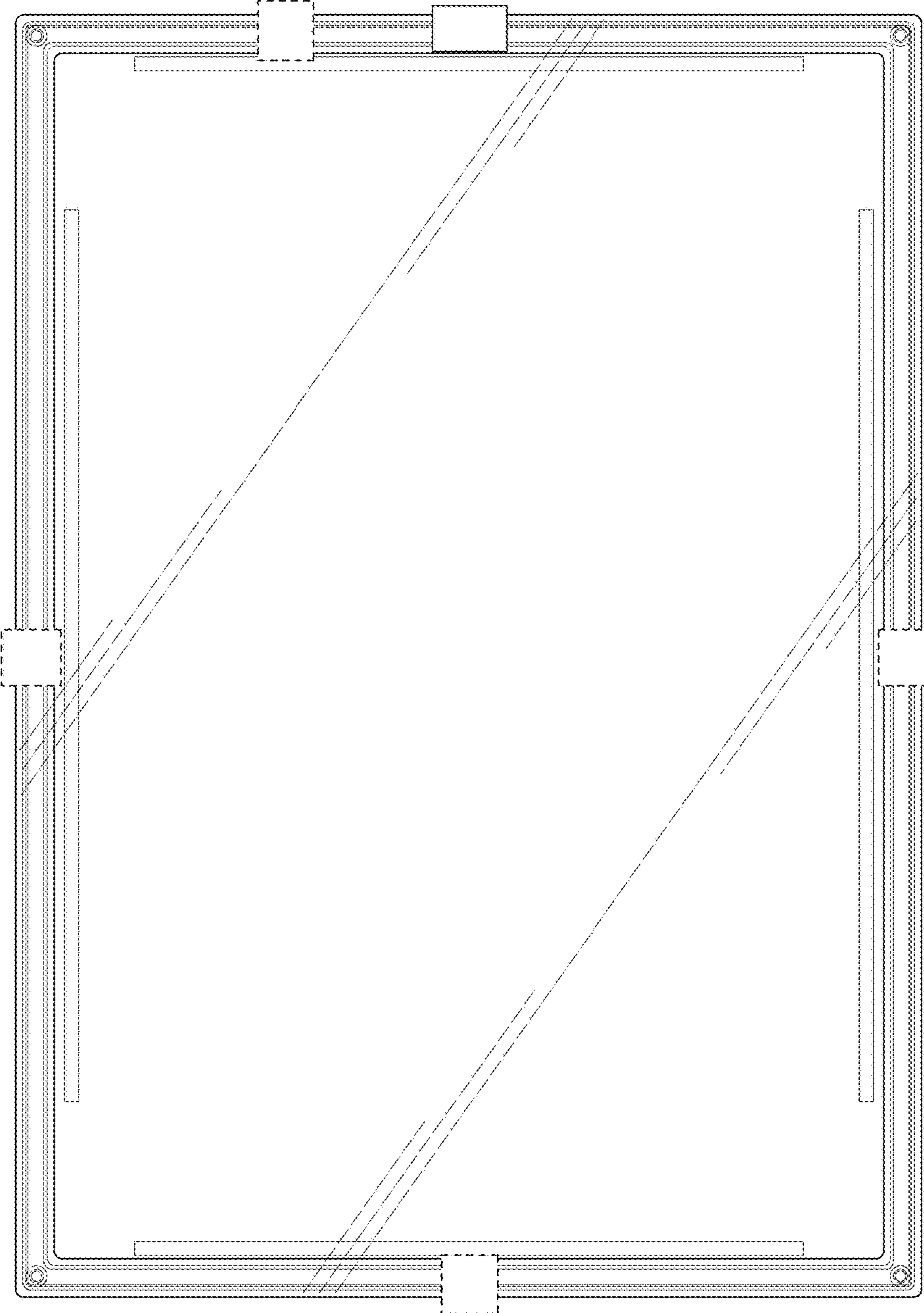


FIG. 2

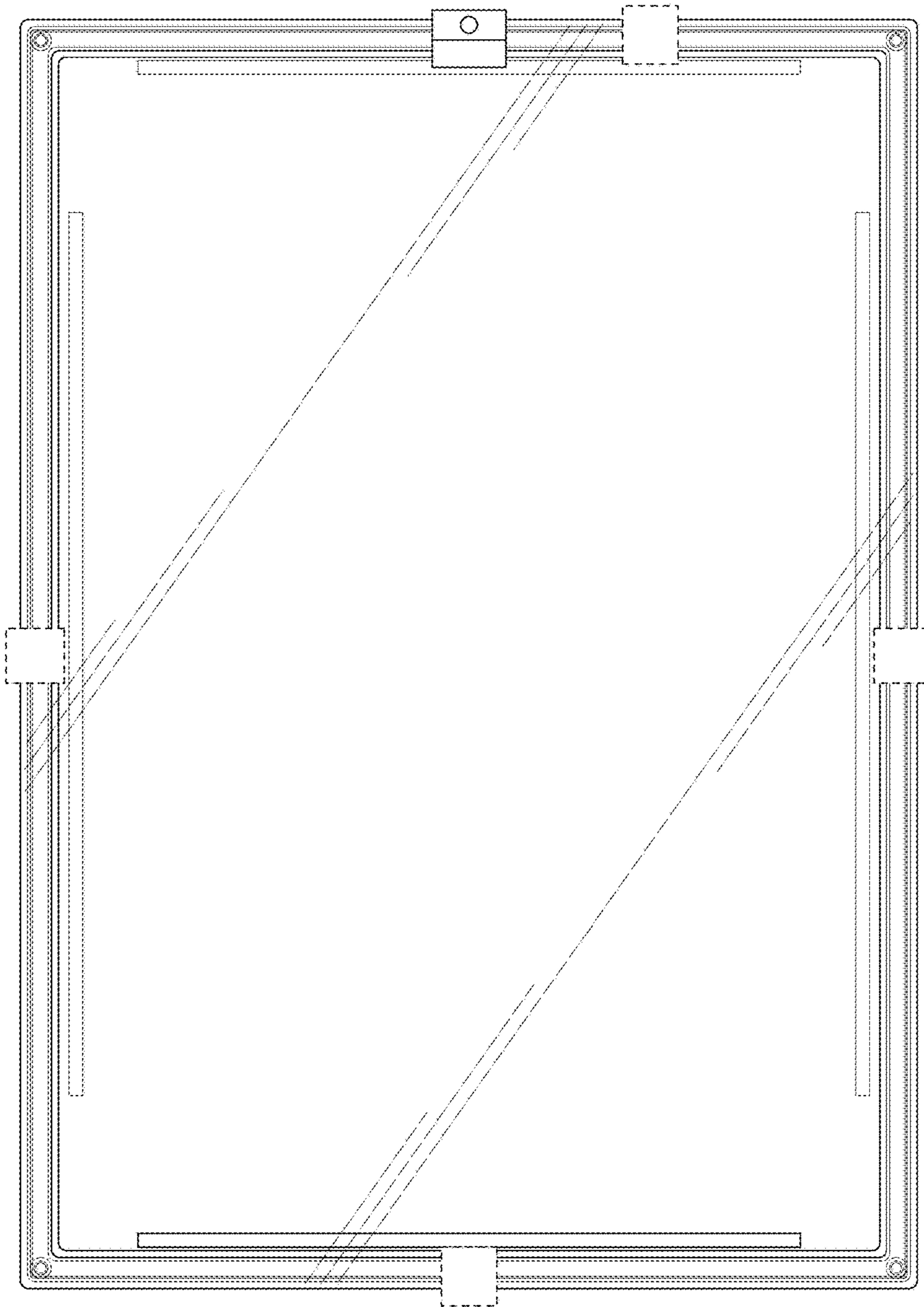


FIG. 3

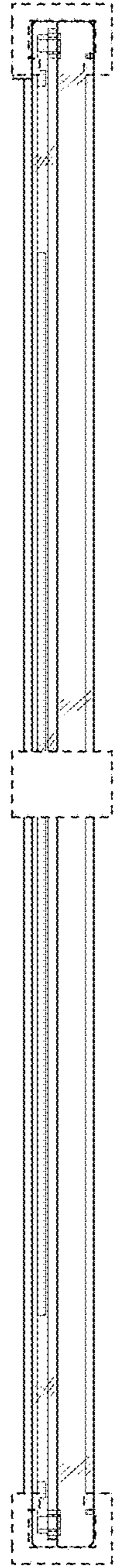


FIG. 4



FIG. 5

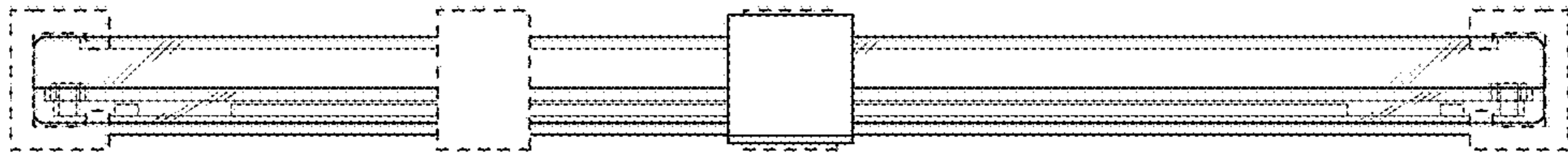


FIG. 6

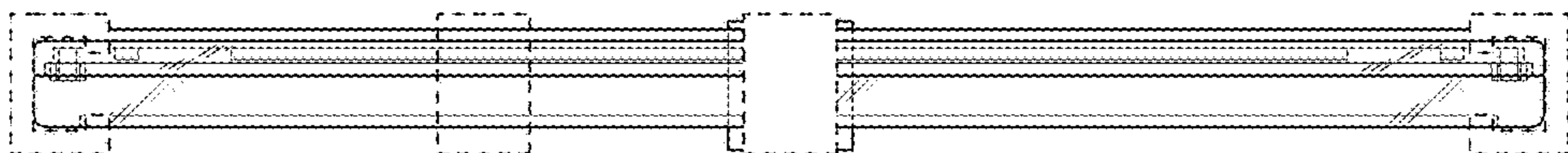


FIG. 7