



US00D853484S

(12) **United States Design Patent**
Zingre et al.

(10) **Patent No.:** **US D853,484 S**

(45) **Date of Patent:** **** Jul. 9, 2019**

(54) **CARD HOLDER**

(71) Applicant: **Amazon Technologies, Inc.**, Seattle, WA (US)

(72) Inventors: **Erin Zingre**, Seattle, WA (US); **Manish R. Bansal**, Snoqualmie, WA (US); **Deana Lyn Jirak**, Seattle, WA (US); **Hersh Narayan**, Seattle, WA (US); **Carrie Rosengren**, Seattle, WA (US); **Suhag Saraiya**, Issaquah, WA (US); **Vivek Singh**, Seattle, WA (US)

(73) Assignee: **Amazon Technologies, Inc.**, Seattle, WA (US)

(**) Term: **15 Years**

(21) Appl. No.: **29/637,305**

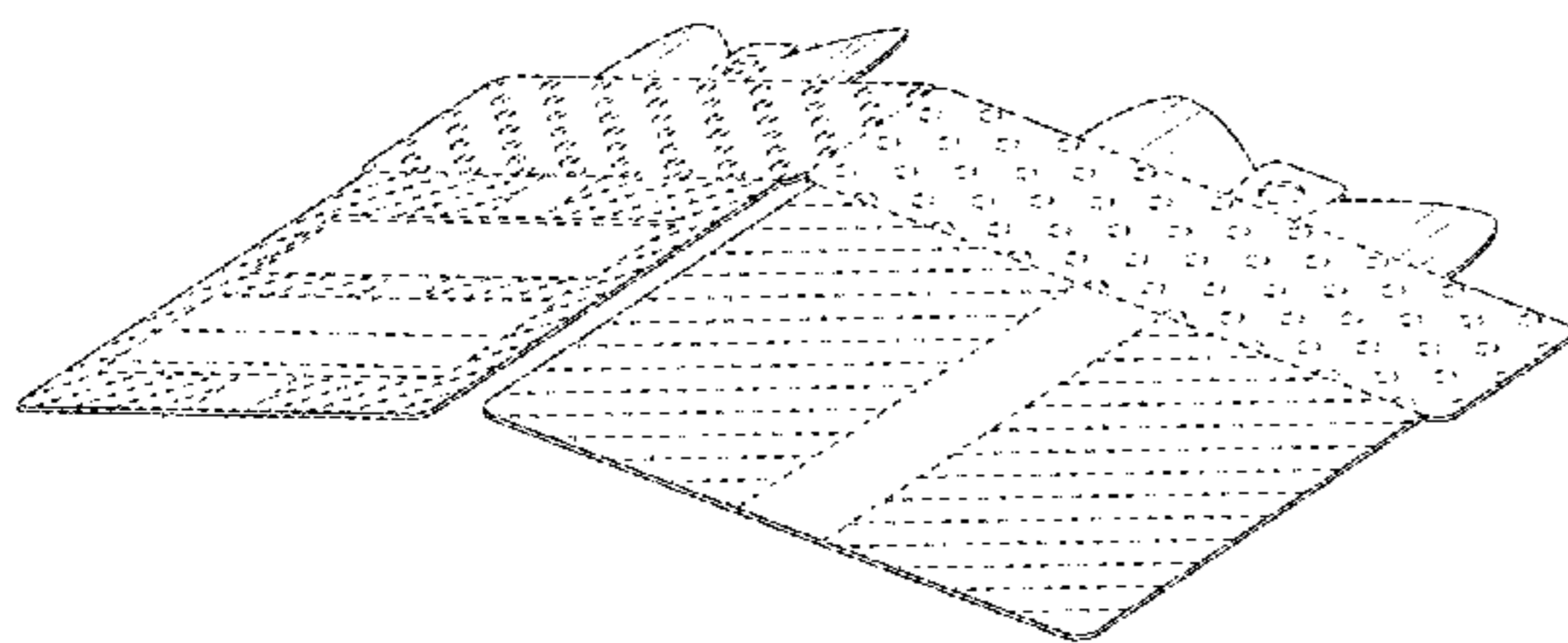
(22) Filed: **Feb. 15, 2018**

(51) **LOC (11) Cl.** **19-01**

(52) **U.S. Cl.**
USPC **D19/2**

(58) **Field of Classification Search**
USPC D19/1-8, 82, 100; 40/124.01-124.15, 40/582, 540, 443, 442, 902, 672, 617, 40/599, 331, 359, 360, 625, 717, 455, 40/124.191, 493, 501; 446/147, 215, 217, 446/227, 228, 236, 238; 206/449, 308.3, 206/307; 428/42.1, 203-204, 913.3, 428/7-11, 15-18, 542.2; 283/2-4, 74-75, 283/91, 103, 105-106; D20/10, 22, 42, D20/27, 40; 229/92, 92.1, 92.8, 300-303
CPC B42D 25/00; B42D 25/20; B42D 25/23; B42D 25/26; B42D 25/29; B42D 25/30; B42D 25/285; B42D 15/022; B42D 15/027; B42D 15/045; B42D 15/042; B42D 2033/00; B42D 2033/02; B42D 2033/04; B42D 2033/08; B42D 2033/10; B42D

(Continued)



(56) **References Cited**

U.S. PATENT DOCUMENTS

D622,763 S * 8/2010 Lamm D19/9
D661,733 S * 6/2012 Smith D19/6

(Continued)

OTHER PUBLICATIONS

Amazon.com "Gift Card in a Red Gift Box Reveal", retrieved on Jan. 17, 2018 at <<<https://www.amazon.com/dp/B01K8RL0AI>>>, 7 pages.

Primary Examiner — Abraham Bahta

(74) *Attorney, Agent, or Firm* — Lee & Hayes, P.C.

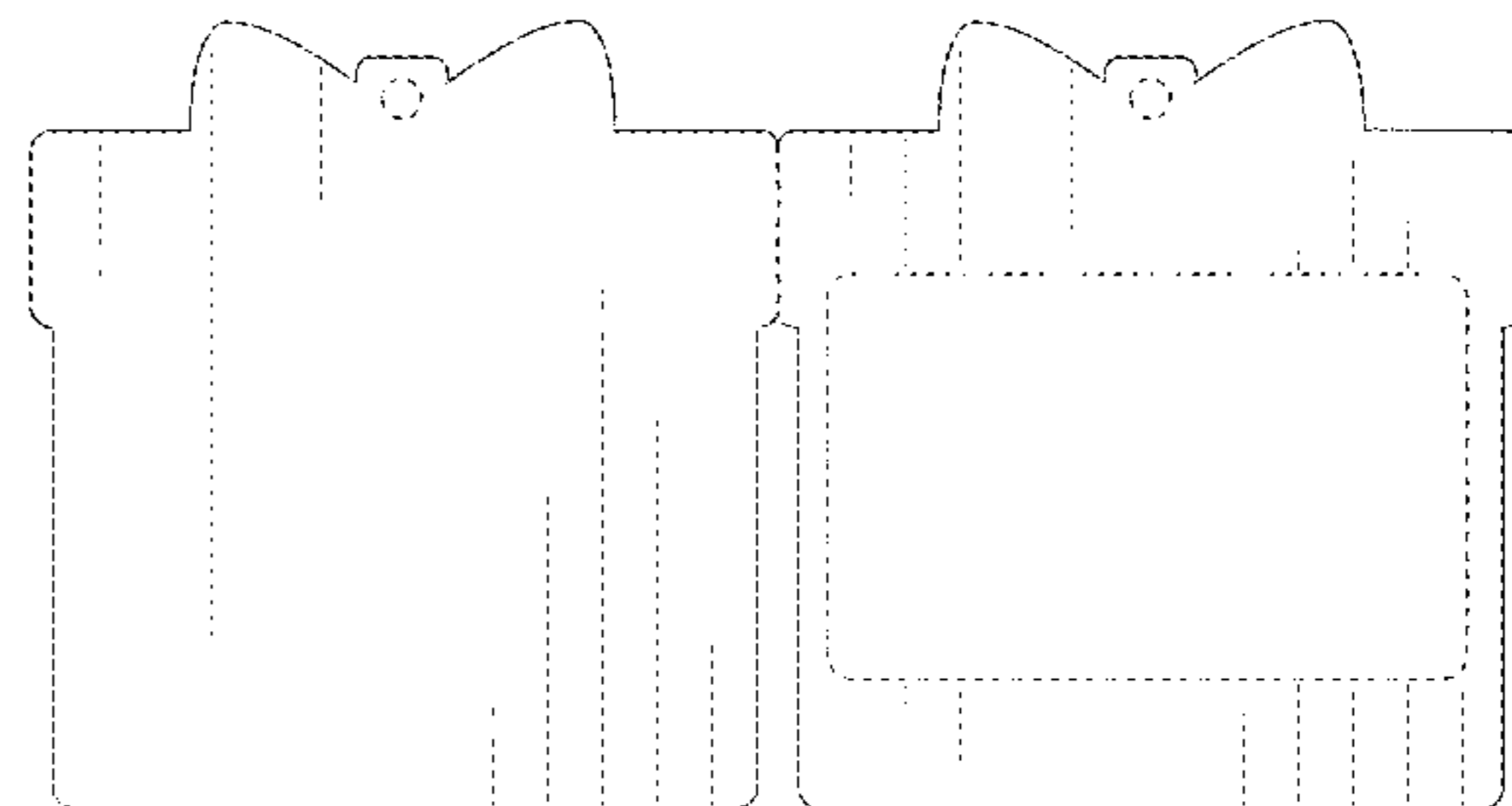
(57) **CLAIM**

The ornamental design for a card holder, as shown and described.

DESCRIPTION

FIG. 1 is a first perspective view of a card holder in a partially closed position, taken from the front.
FIG. 2 is a second perspective view of the card holder in the partially closed position, taken from the back.
FIG. 3 is a front view of the card holder of FIG. 1 shown in an opened position.
FIG. 4 is a first back view of the card holder of FIG. 1 shown in the opened position.
FIG. 5 is a left-side view of the card holder of FIG. 1 shown in the opened position.
FIG. 6 is a right-side view of the card holder of FIG. 1 shown in the opened position.
FIG. 7 is a top view of the card holder of FIG. 1 shown in the opened position.
FIG. 8 is a bottom view of the card holder of FIG. 1 shown in the opened position; and,
FIG. 9 is a second back view of the card holder of FIG. 1 shown in the opened position with a disclaimed card.

(Continued)



The broken lines depict portions of the card holder or environment of the card holder which form no part of the claimed design.

1 Claim, 9 Drawing Sheets

(58) **Field of Classification Search**

CPC 2033/16; B42D 2033/18; B42D 2033/20;
B42D 2033/22; B42D 2033/28; B42D
2033/30; G09F 1/00; G09F 1/06; G09F
1/08; G09F 19/02; G09F 19/08; A47B
63/00; B42F 7/02; A47F 7/14; A47F
7/142

See application file for complete search history.

(56) **References Cited**

U.S. PATENT DOCUMENTS

D722,644 S	*	2/2015	Scott	D19/91
D728,022 S	*	4/2015	Skinn	D19/90
D769,973 S	*	10/2016	Benoni	D19/91
D831,108 S	*	10/2018	Dennis	D19/1

* cited by examiner

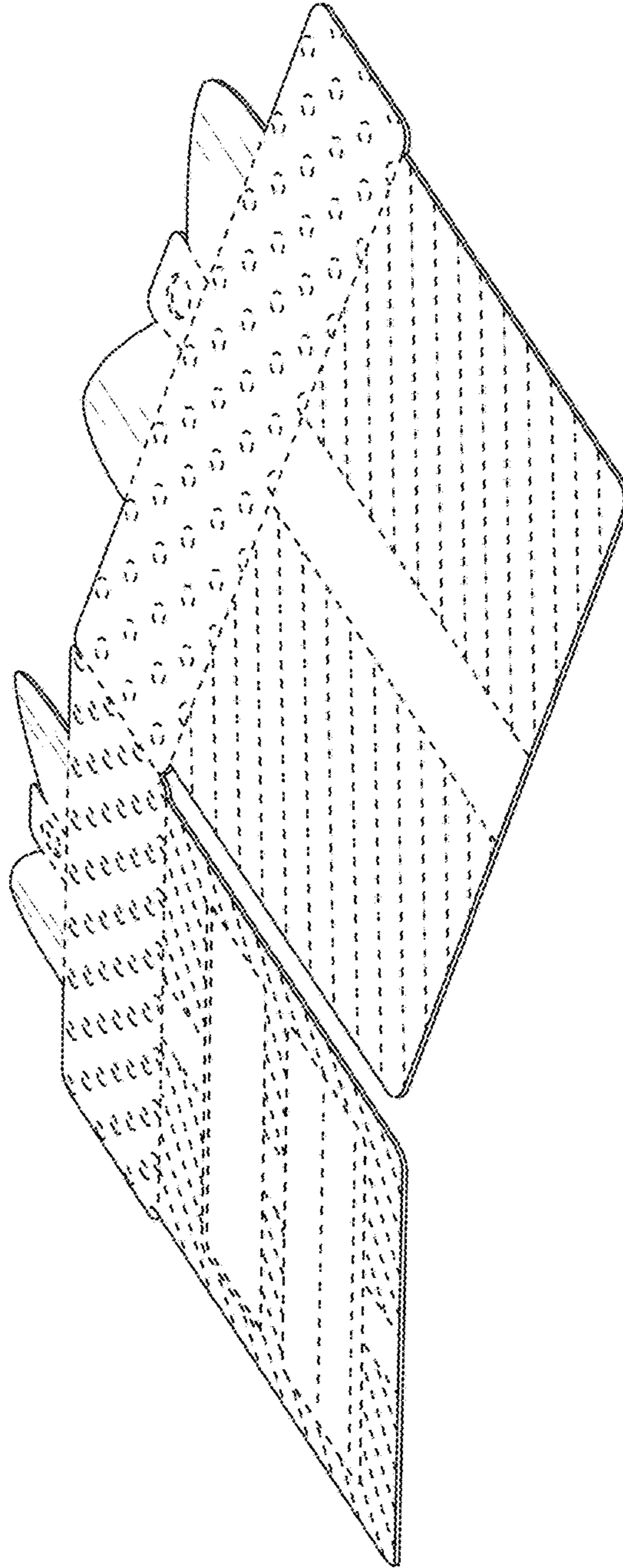


FIG. 1

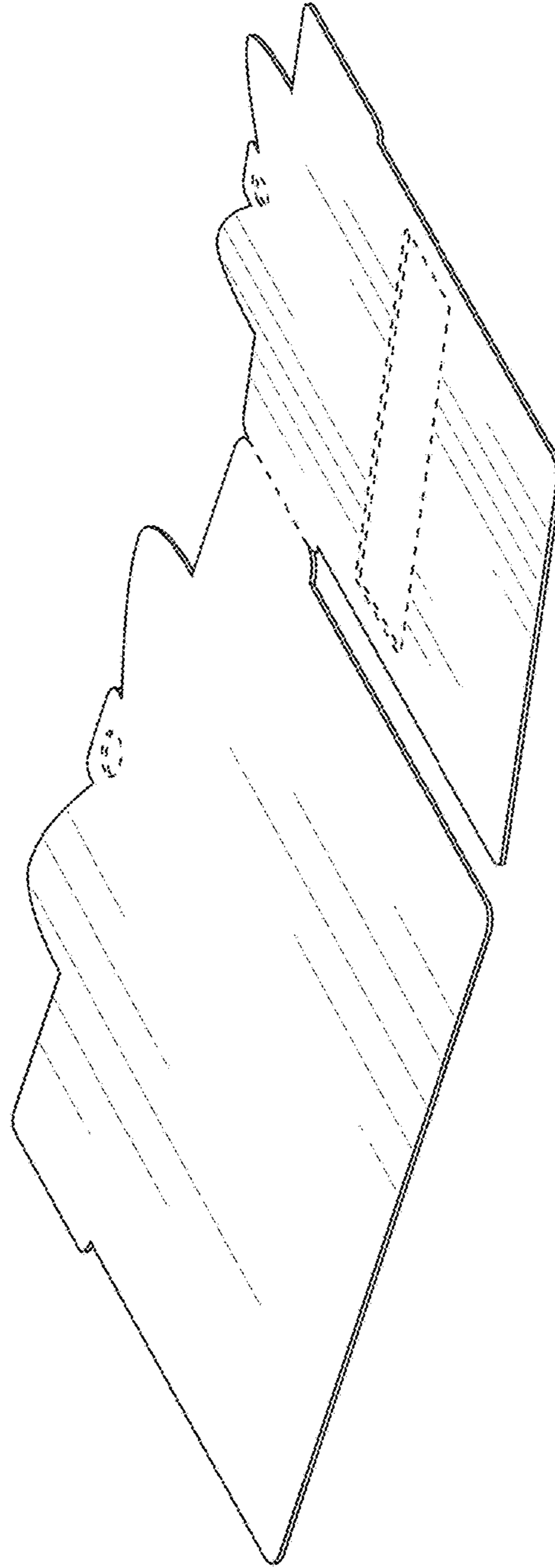


FIG. 2

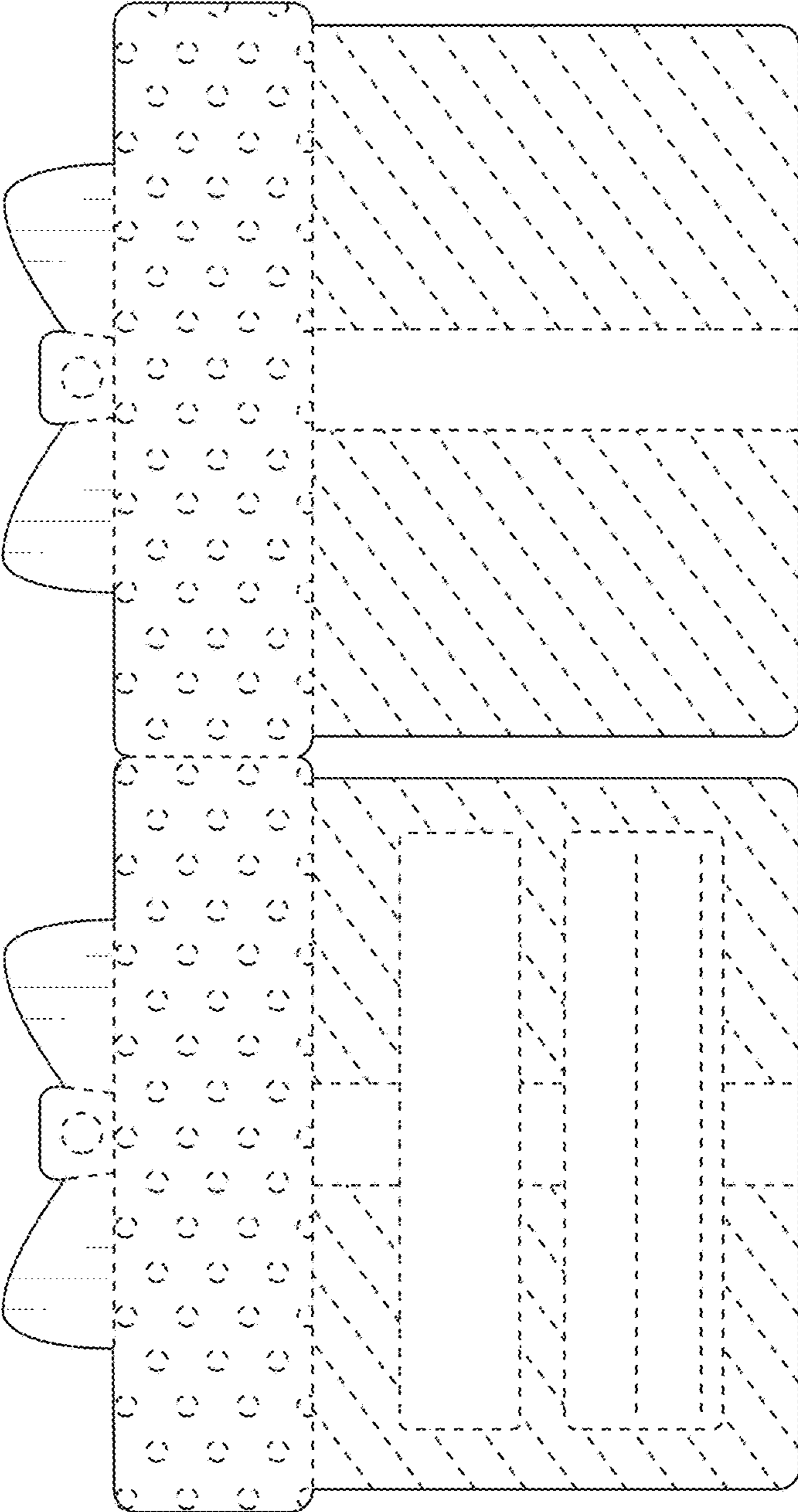


FIG. 3

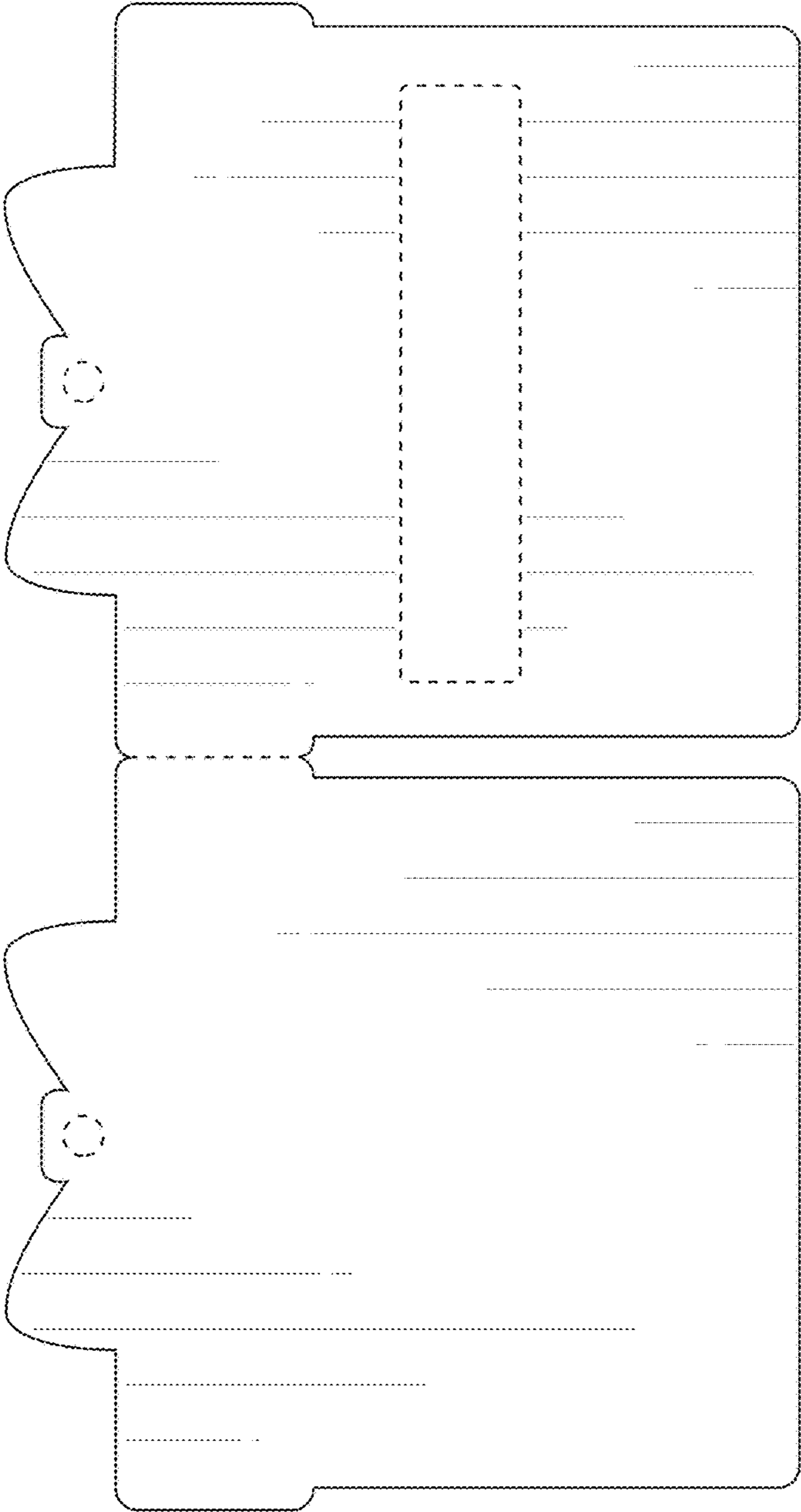


FIG. 4




FIG. 5



FIG. 6



FIG. 7



FIG. 8

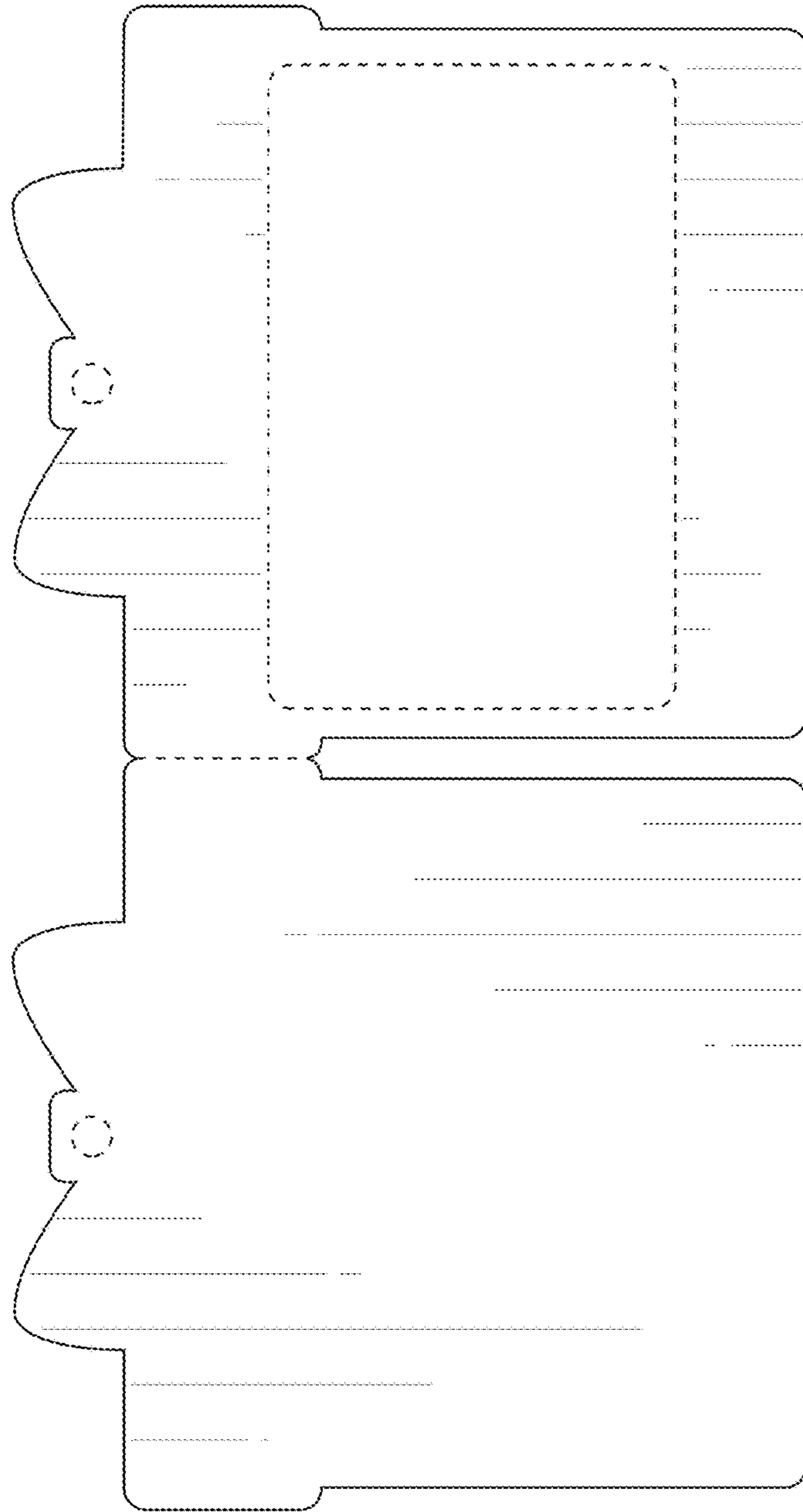


FIG. 9