



US00D853479S

(12) **United States Design Patent**  
**Francke**

(10) **Patent No.:** **US D853,479 S**  
(45) **Date of Patent:** **\*\* Jul. 9, 2019**

(54) **PRINTER**

D571,395 S \* 6/2008 Katayama ..... D18/56  
D744,585 S \* 12/2015 Lee ..... D18/50  
D750,705 S \* 3/2016 Lee ..... D18/50

(71) Applicant: **Hewlett-Packard Development Company, L.P.**, Houston, TX (US)

\* cited by examiner

(72) Inventor: **Justin Francke**, San Diego, CA (US)

*Primary Examiner* — Patricia A Palasik

(73) Assignee: **Hewlett-Packard Development Company, L.P.**, Spring, TX (US)

(74) *Attorney, Agent, or Firm* — Moragn Lewis & Bockus

(\*\*) Term: **15 Years**

(57) **CLAIM**

The ornamental design for a printer, as shown and described.

(21) Appl. No.: **29/548,214**

**DESCRIPTION**

(22) Filed: **Dec. 11, 2015**

FIG. 1 is a front, left, top, perspective view of a printer showing my new design;

(51) **LOC (11) Cl.** ..... **14-02**

FIG. 2 is a detail view of a portion of the printer shown within the encircled area 2 in FIG. 1;

(52) **U.S. Cl.**  
USPC ..... **D18/55**

FIG. 3 is a front elevational view of the printer shown in FIG. 1;

(58) **Field of Classification Search**  
USPC ..... D18/36–39, 50, 54, 54.1, 55;  
D14/420–425, 462–470

FIG. 4 is a rear elevational view of the printer shown in FIG. 1;

CPC . B41J 3/4075; B41J 11/58; B41J 15/12; B41J 15/42; B41J 17/00; B41J 29/08; B41J 29/02

FIG. 5 is a left-side elevational view of the printer shown in FIG. 1;

See application file for complete search history.

FIG. 6 is a right-side elevational view of the printer shown in FIG. 1;

(56) **References Cited**

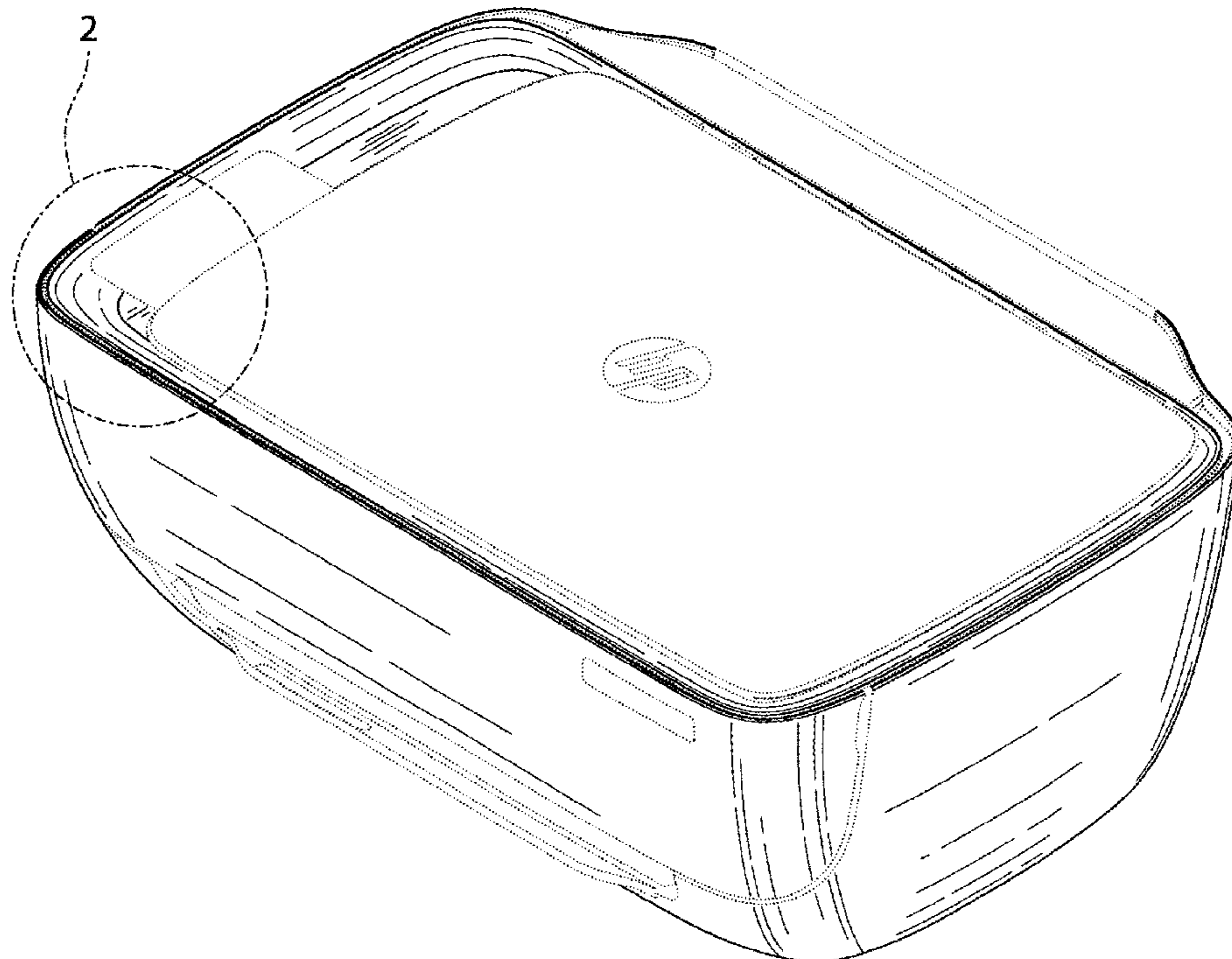
**U.S. PATENT DOCUMENTS**

D492,719 S \* 7/2004 Schmitt ..... D18/50  
D494,215 S \* 8/2004 Evers ..... D18/55  
D519,151 S \* 4/2006 Tashiro ..... D18/54  
D557,319 S \* 12/2007 Schoenert ..... D16/235

FIG. 7 is a top plan view of the printer shown in FIG. 1; and,

FIG. 8 is a bottom plan view of the printer shown in FIG. 1. The evenly spaced broken lines shown in the drawings depict portions of the printer and form no part of the claimed design. The dot-dash-dot broken lines that encircle the detail on FIGS. 1 and 2 depict environmental subject matter, are for illustration only and form no part of the claimed design.

**1 Claim, 8 Drawing Sheets**



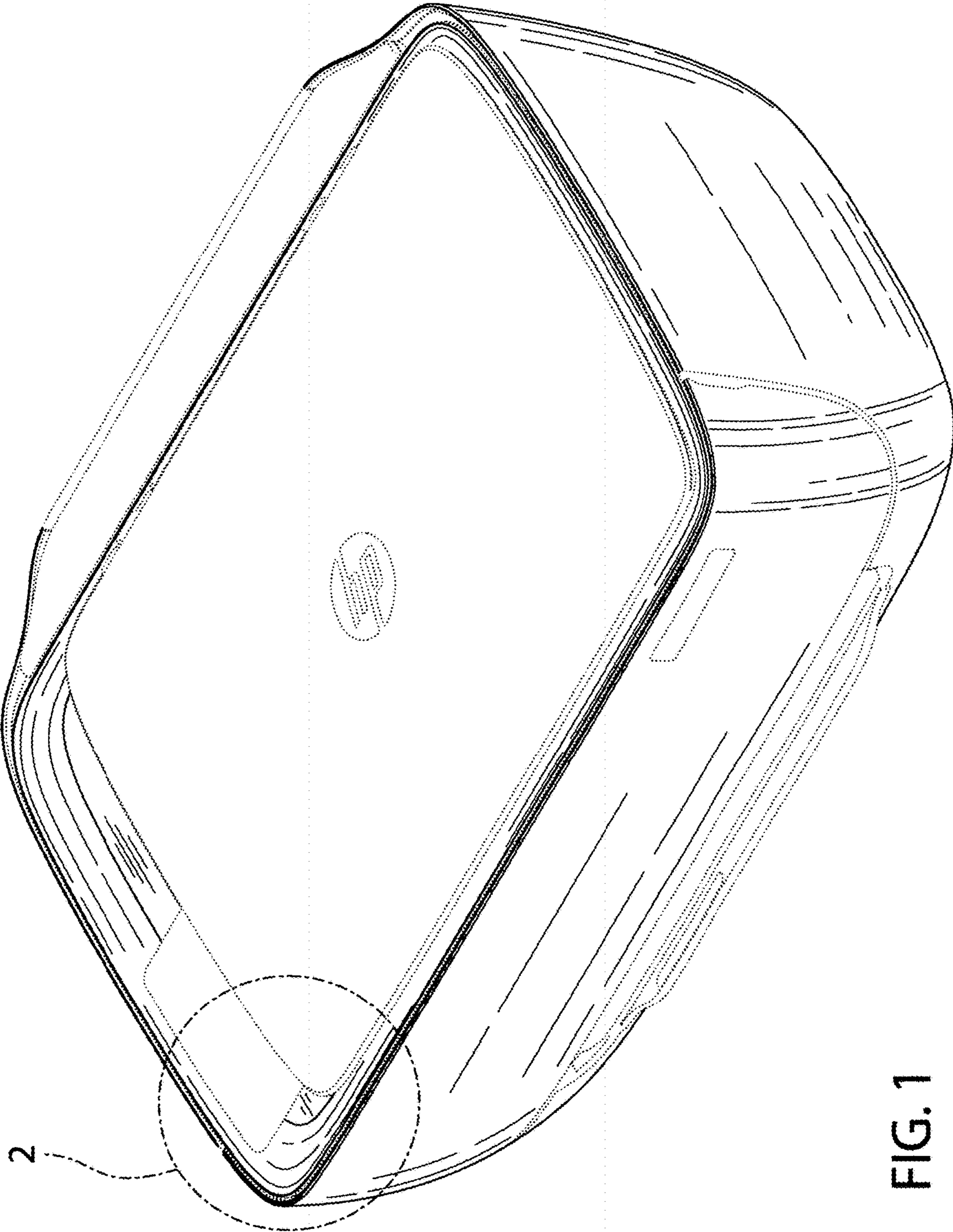


FIG. 1

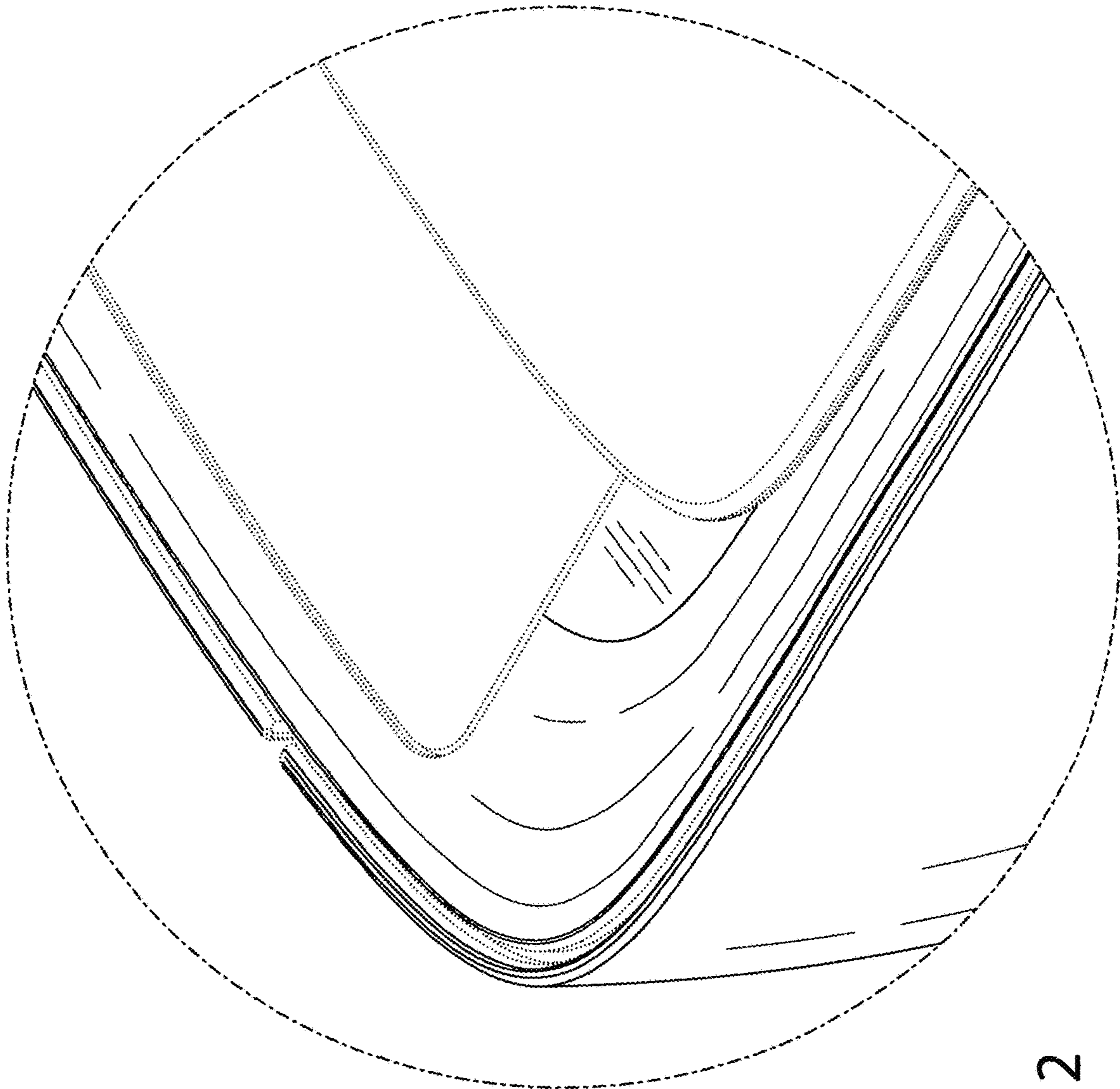


FIG. 2




FIG. 3

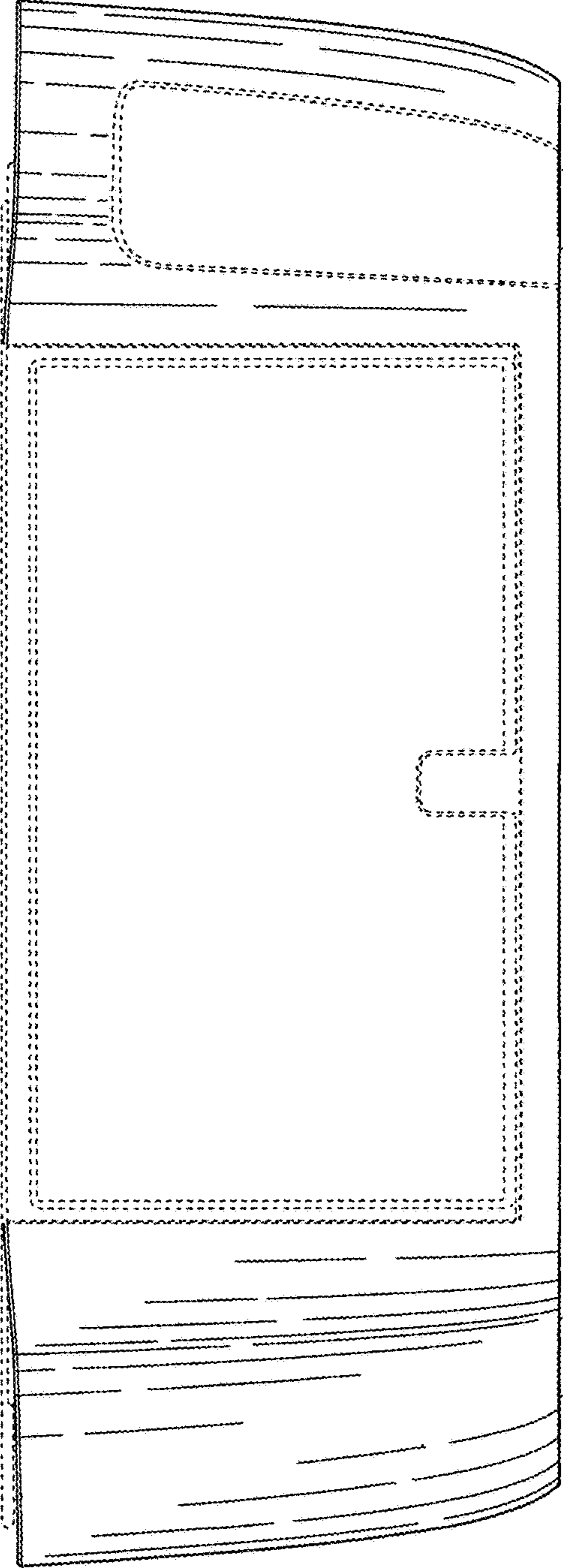


FIG. 4




FIG. 5




FIG. 6

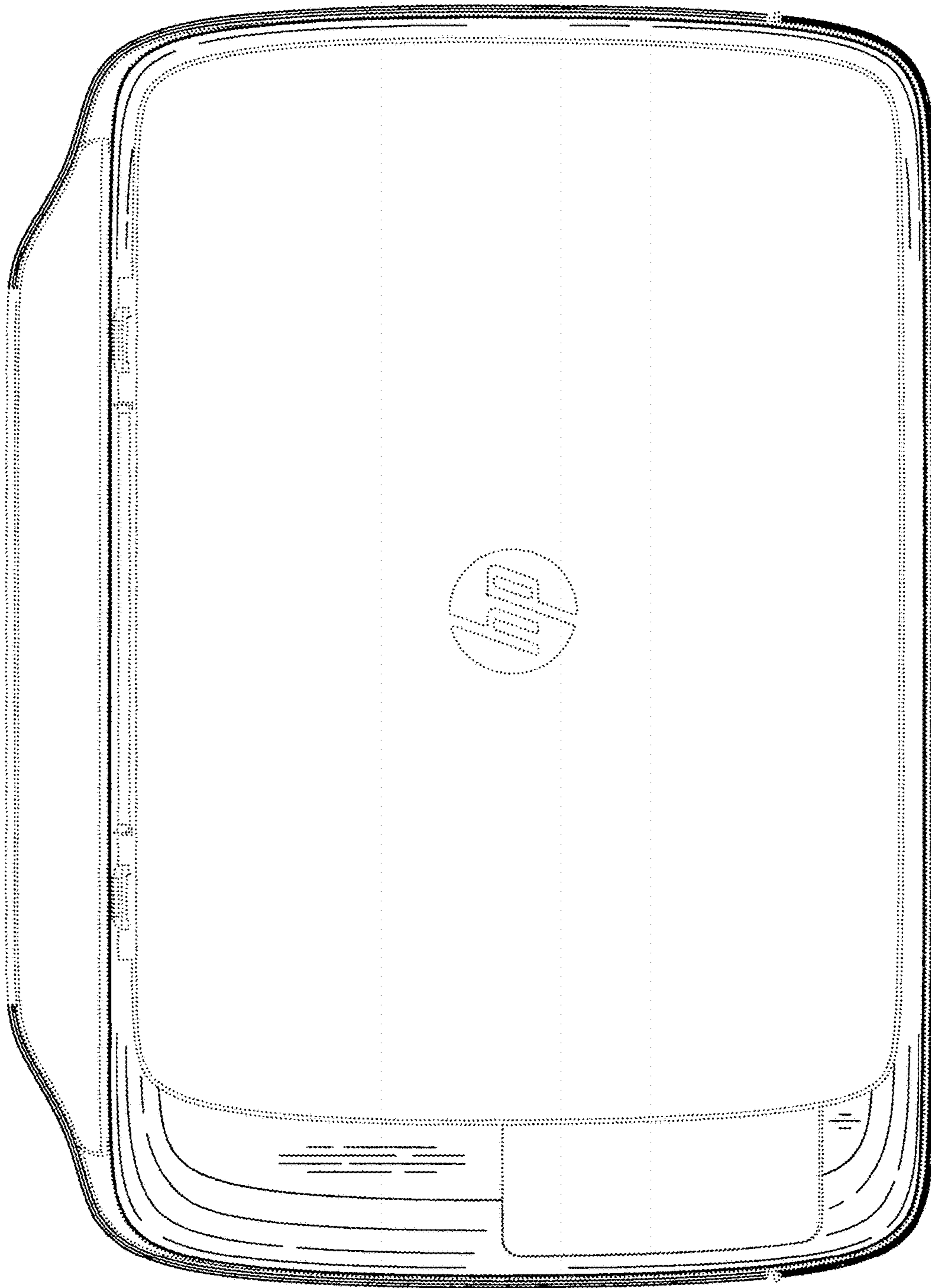


FIG. 7



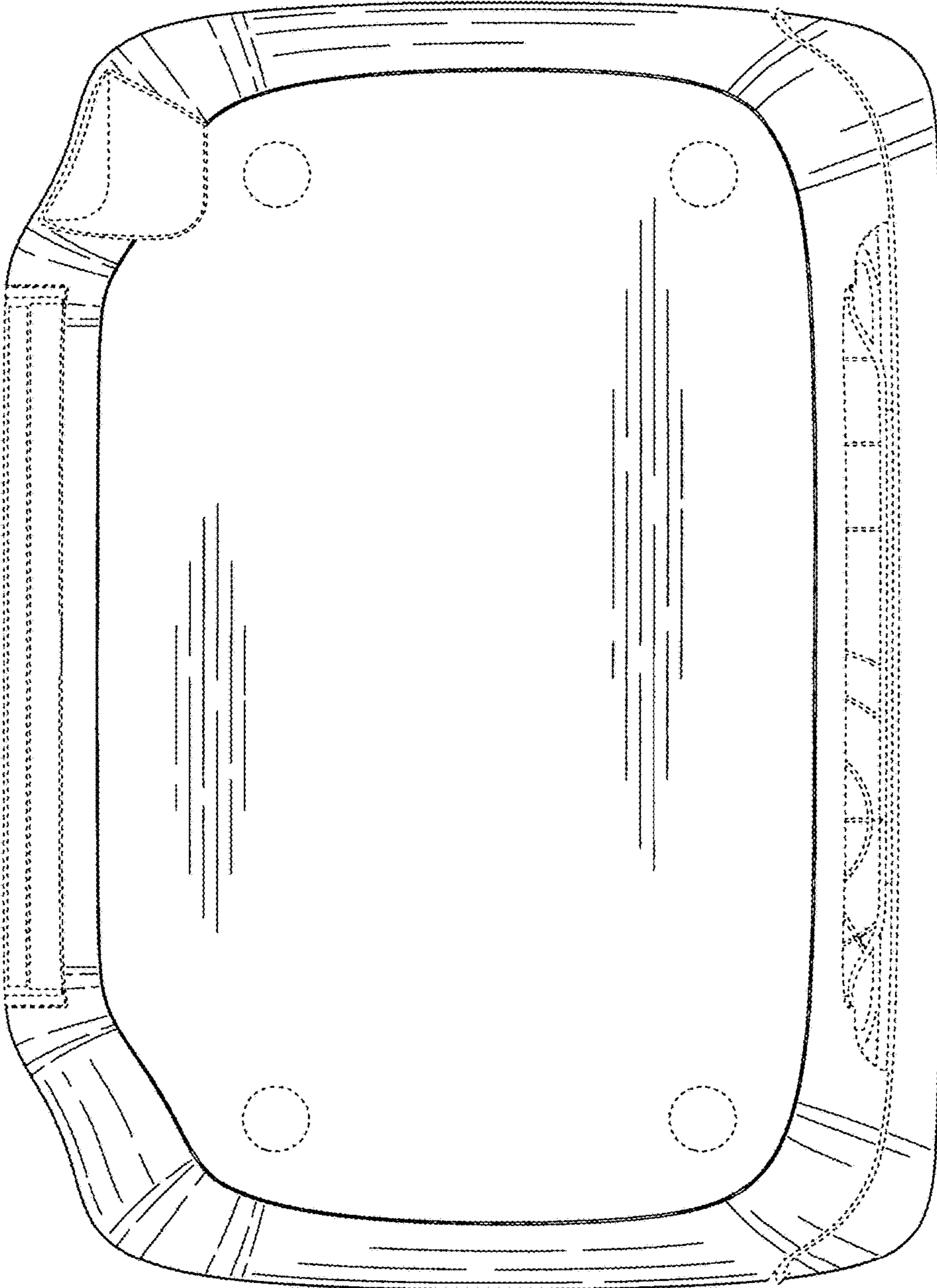


FIG. 8