



US00D853478S

(12) **United States Design Patent**  
**Ino et al.**

(10) **Patent No.:** **US D853,478 S**  
(45) **Date of Patent:** **\*\* Jul. 9, 2019**

(54) **MULTIFUNCTION PRINTER**  
(71) Applicant: **OKI DATA CORPORATION**, Tokyo (JP)  
(72) Inventors: **Shiro Ino**, Tokyo (JP); **Hiroyuki Hayashi**, Tokyo (JP); **Isao Kitano**, Tokyo (JP); **Katsuhiko Yamaguchi**, Tokyo (JP); **Hiroyuki Mizuno**, Tokyo (JP)  
(73) Assignee: **OKI DATA CORPORATION**, Tokyo (JP)  
(\*\*) Term: **15 Years**

D633,556 S \* 3/2011 Park ..... D18/55  
D647,133 S \* 10/2011 Sato ..... D18/55  
D698,389 S \* 1/2014 Fukasawa ..... D18/55  
D724,140 S \* 3/2015 Nishimura ..... D18/50  
D782,568 S \* 3/2017 Nishimura ..... D18/55  
D812,683 S \* 3/2018 Inada ..... D18/50  
2017/0067278 A1\* 3/2017 Tomatsu ..... E05F 5/02  
2017/0248903 A1\* 8/2017 Miyamoto ..... G03G 21/1633  
2018/0101114 A1\* 4/2018 Takeuchi ..... G03G 21/1633

\* cited by examiner

*Primary Examiner* — Robin V Webster  
*Assistant Examiner* — J. Thorn, Sr.

(74) *Attorney, Agent, or Firm* — Ladas & Parry LLP

(21) Appl. No.: **29/598,890**  
(22) Filed: **Mar. 29, 2017**  
(30) **Foreign Application Priority Data**

Sep. 29, 2016 (JP) ..... 2016-020977

(51) **LOC (11) Cl.** ..... **18-02**  
(52) **U.S. Cl.**  
USPC ..... **D18/50**  
(58) **Field of Classification Search**  
USPC ..... D18/36-37, 50, 55, 53, 54.1, 39, 54;  
D14/421  
CPC ... B41J 11/00; B41J 11/58; B41J 15/00; B41J  
15/12; B41J 15/42; G03G 21/1633; G06K  
15/12  
See application file for complete search history.

(56) **References Cited**  
U.S. PATENT DOCUMENTS

D575,330 S \* 8/2008 Egami ..... D18/55  
D613,792 S \* 4/2010 Suzuki ..... D18/55

(57) **CLAIM**

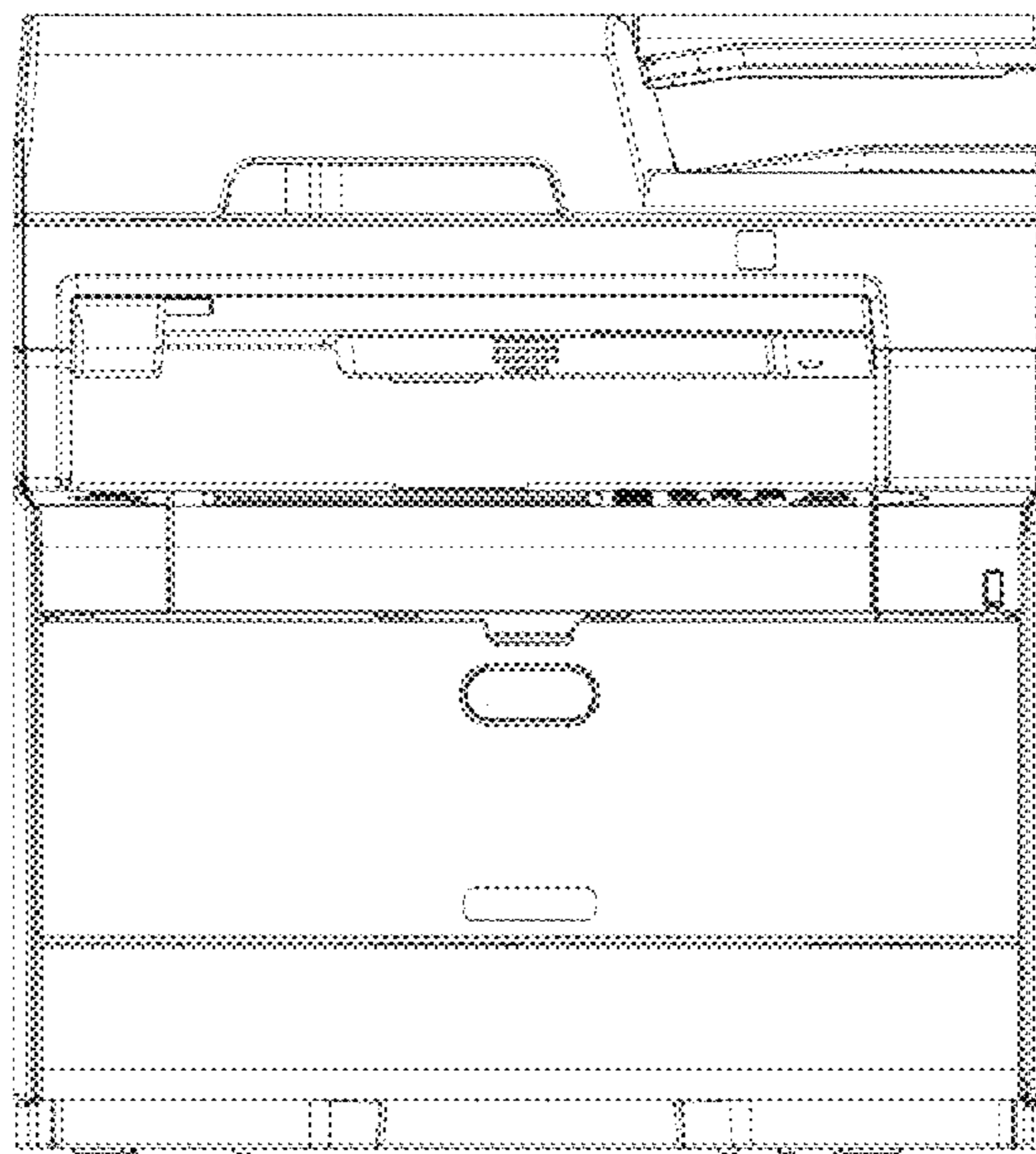
We claim the ornamental design for a multifunction printer, as shown and described.

**DESCRIPTION**

FIG. 1 is a front view of a multifunction printer, showing our new design;  
FIG. 2 is a rear view thereof;  
FIG. 3 is a right-side view thereof;  
FIG. 4 is a left-side view thereof;  
FIG. 5 is a top view thereof; and,  
FIG. 6 is a top perspective view thereof.

The broken lines in the drawings are for the purpose of illustrating unclaimed portions and form no part of the claimed design.

**1 Claim, 6 Drawing Sheets**



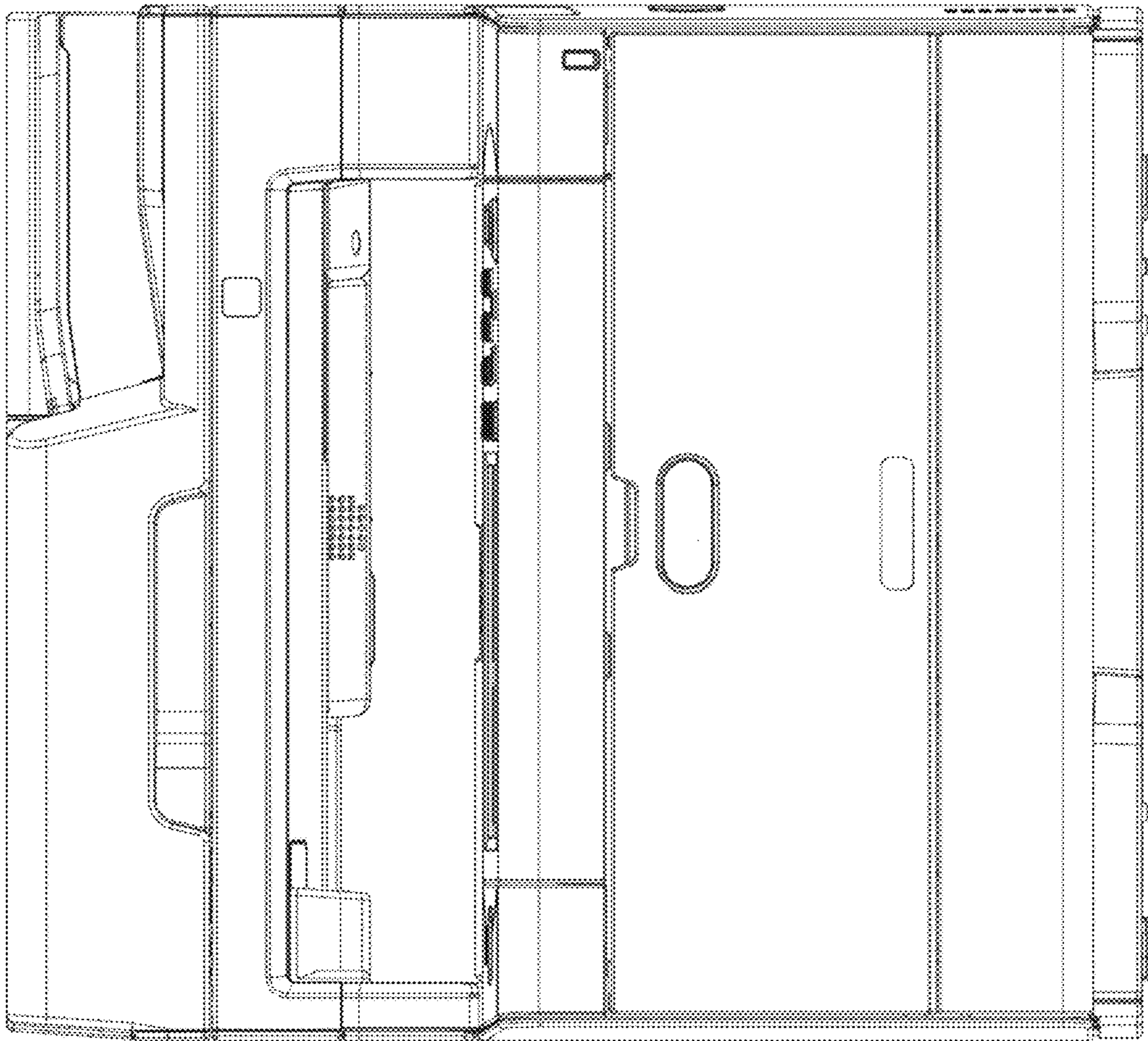


FIG. 1

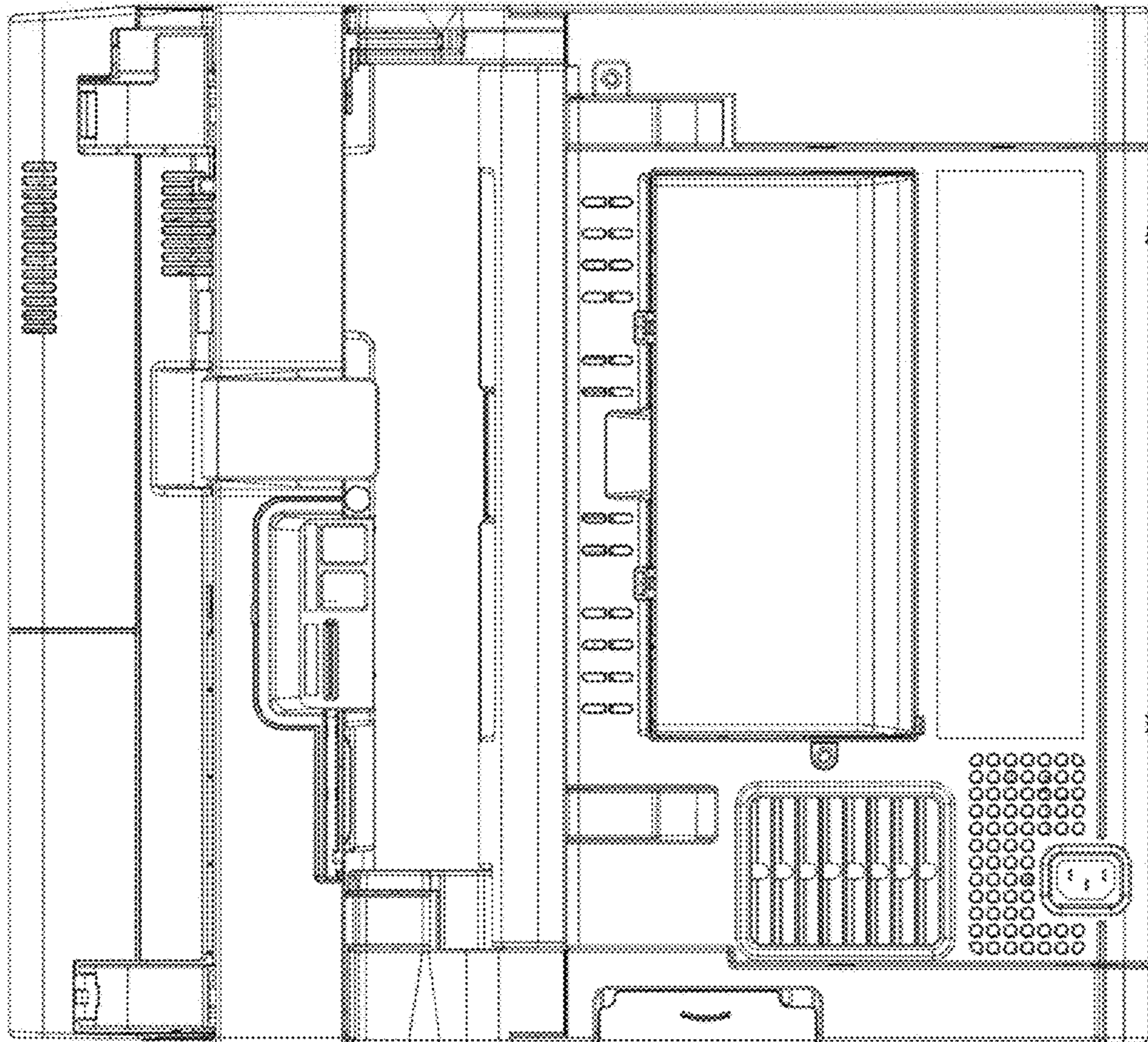


FIG. 2

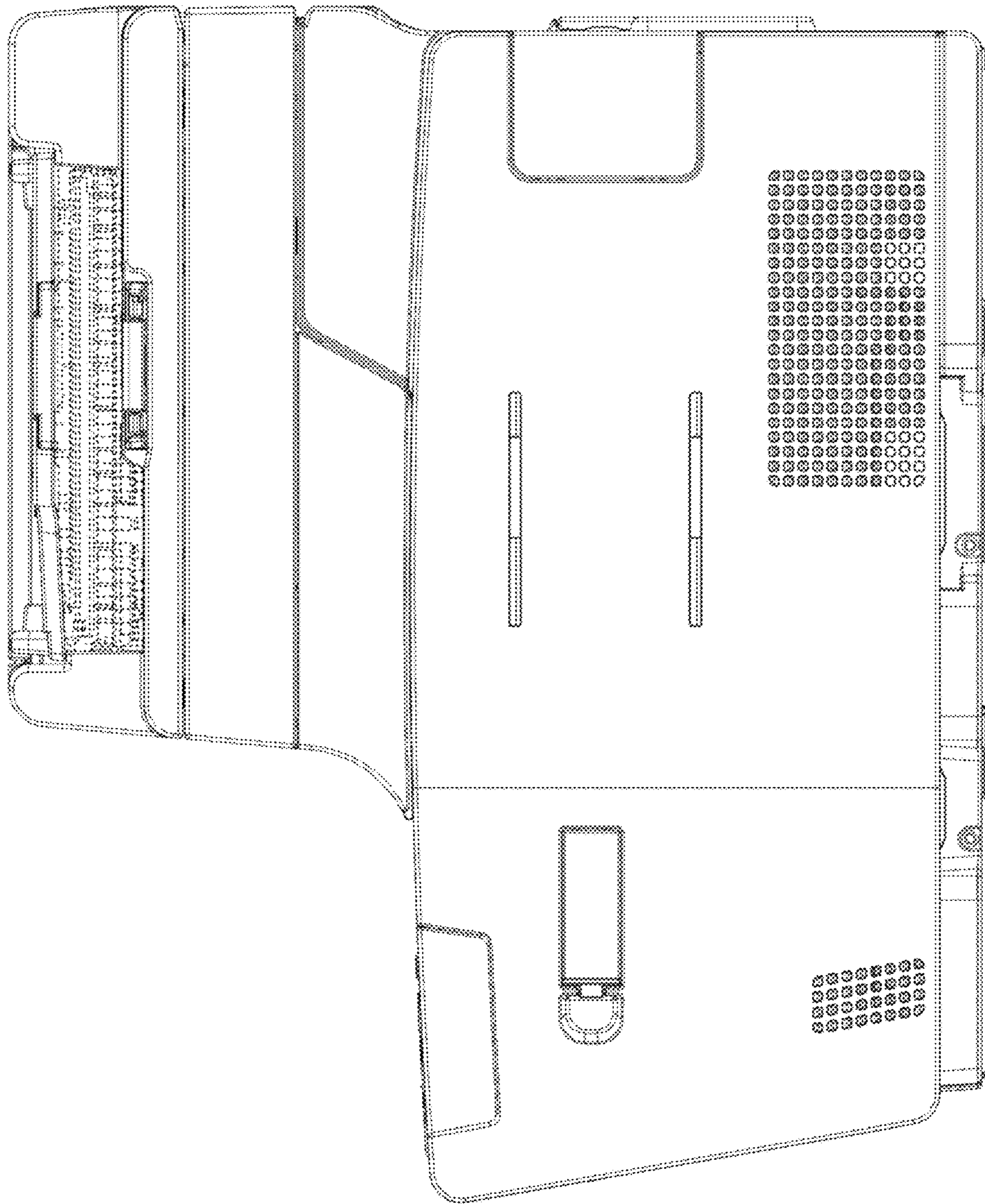


FIG. 3

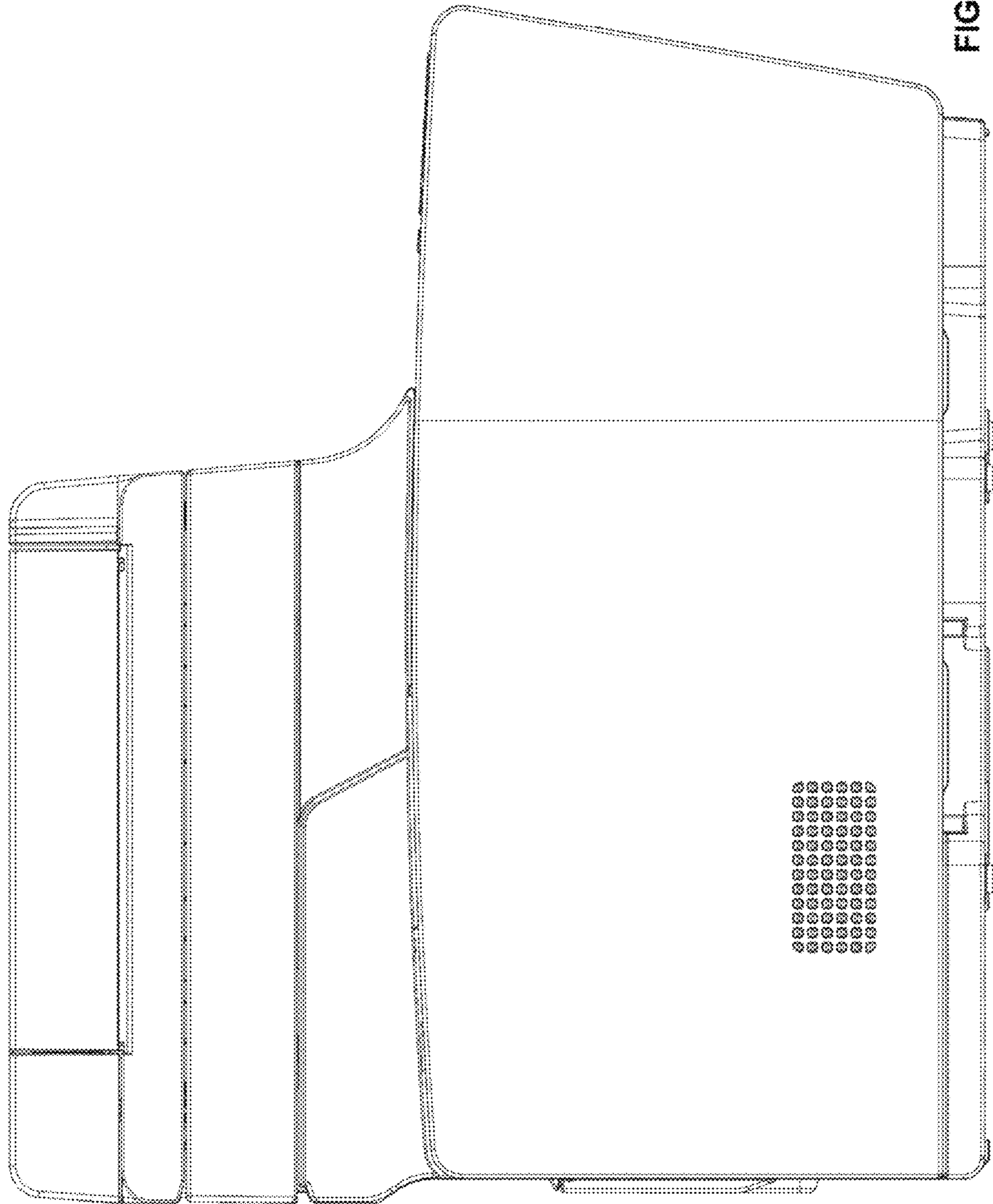


FIG. 4

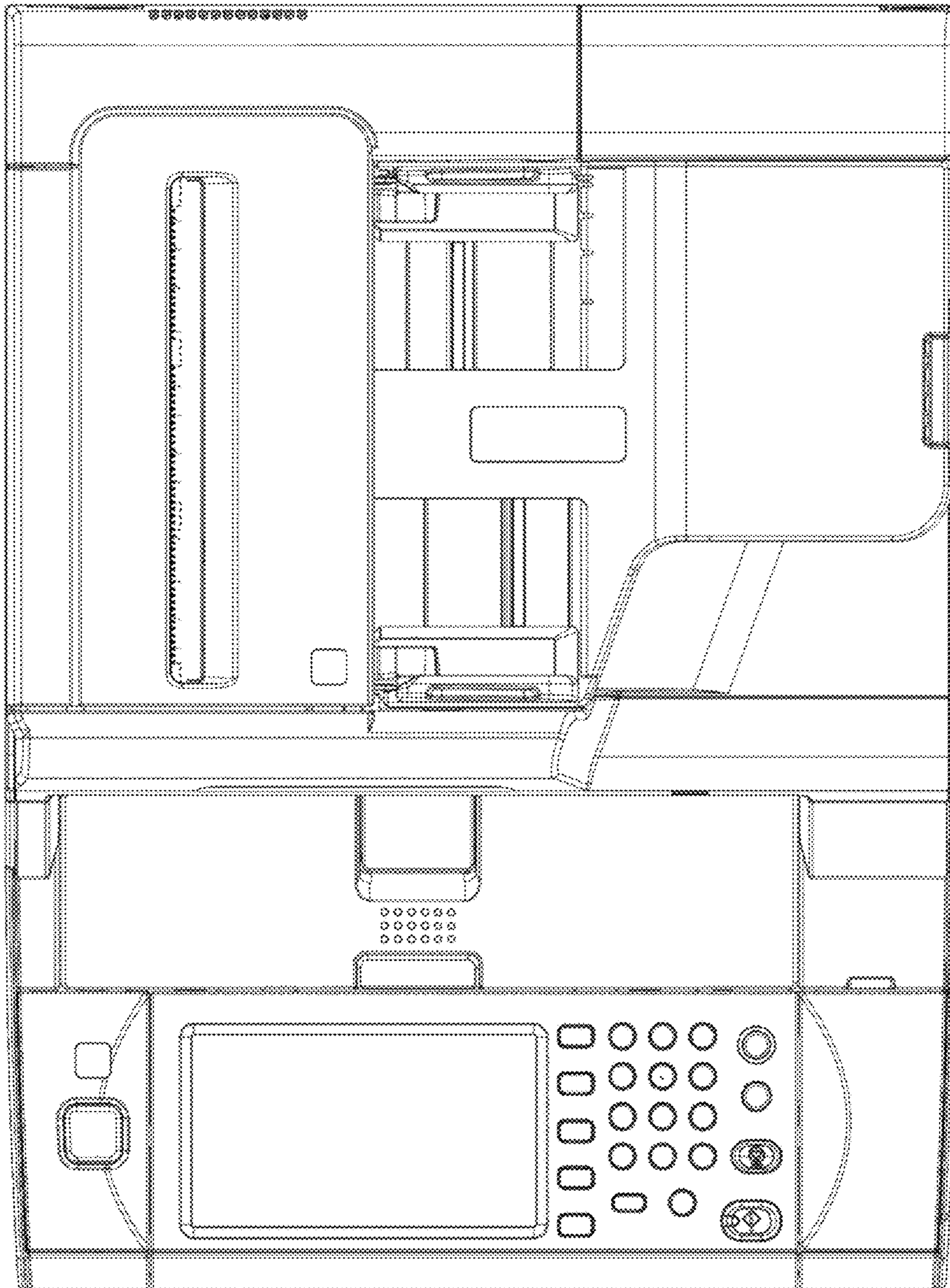


FIG. 5




FIG. 6