



US00D853455S

(12) **United States Design Patent** (10) **Patent No.:** **US D853,455 S**
Pagh (45) **Date of Patent:** **** Jul. 9, 2019**

(54) **FREEZER, PART OF**
(71) Applicant: **OctoFrost AB**, Malmo (SE)
(72) Inventor: **Jens Pagh**, Skurup (SE)
(73) Assignee: **OCTOFROST AB**, Malmo (SE)
(**) Term: **15 Years**
(21) Appl. No.: **29/583,818**
(22) Filed: **Nov. 9, 2016**
(51) **LOC (11) Cl.** **15-07**
(52) **U.S. Cl.**
USPC **D15/89**
(58) **Field of Classification Search**
USPC D15/79-91; D11/1-25, 32, 93, 98, 81,
D11/79; D25/113-118; D21/478, 479,
D21/484, 485-505
CPC .. E04B 1/343; E04B 1/34315; E04B 1/34869;
E04B 2001/34389; E04H 1/005; E04H
1/12; E04H 2005/005; E04H 5/00; A63H
15/06; A63H 2200/00; A63H 30/04;
A63H 33/26; A63H 11/00; A63H 13/02;
A63H 15/08; A63H 17/00; A63H 17/25;
A63H 17/26; A63H 17/262; A63H 1/00;
A63H 1/02; A63H 1/04; A63H 27/12;
A63H 29/00; A63H 29/22; A63H 33/00;
A63H 33/003; A63H 33/005; A63H
33/009; A63H 33/042; A63H 33/08;
A63H 33/086; A63H 33/18; A63H 33/30;
A63H 33/3016; A63H 33/42; A63H 3/28;
A63H 5/00
See application file for complete search history.

(56) **References Cited**
U.S. PATENT DOCUMENTS
D241,777 S * 10/1976 Alliman et al. D15/89
D242,387 S * 11/1976 Boldt D15/89

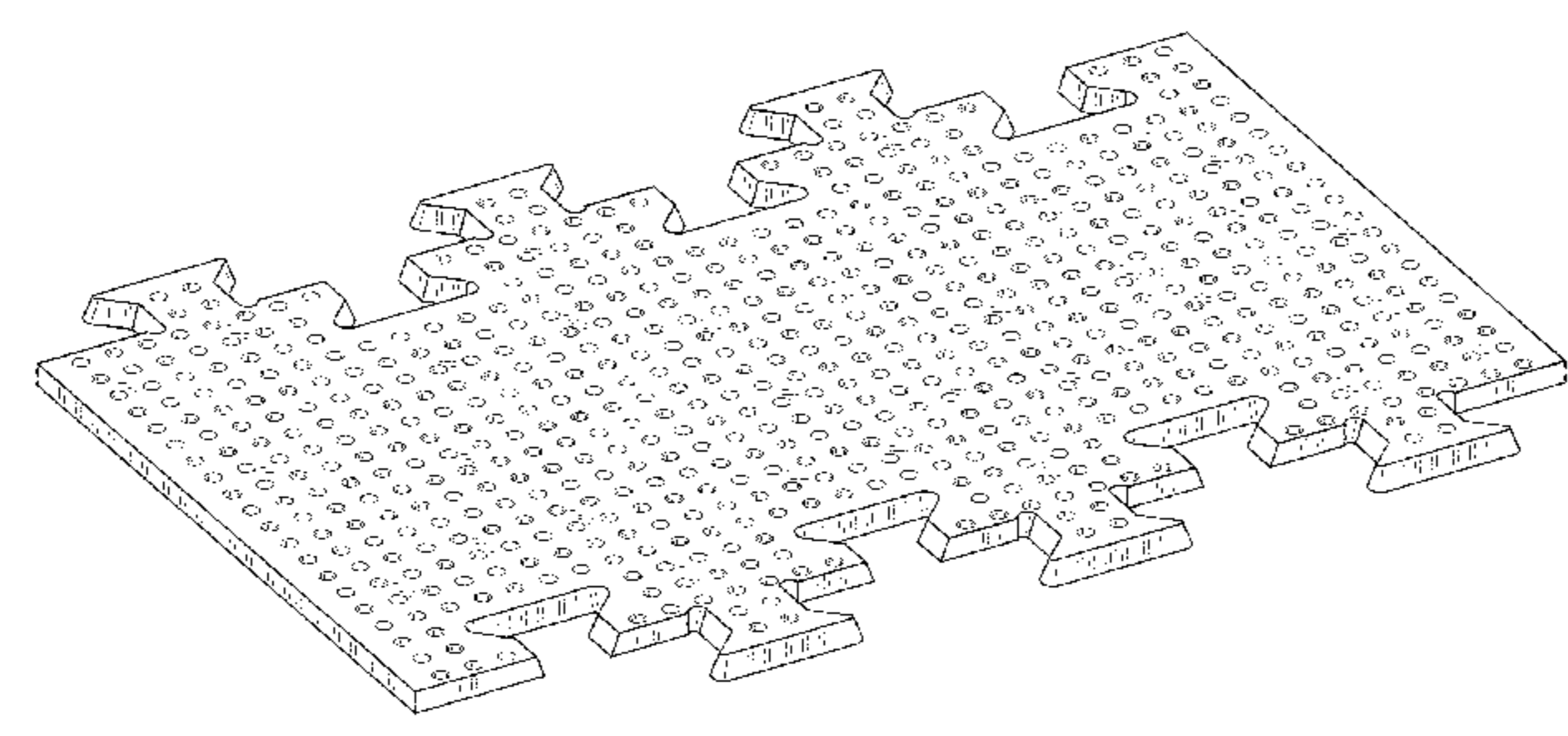
5,215,490 A * 6/1993 Szoradi A63H 33/08
446/115
D378,821 S * 4/1997 Westcott D15/89
D387,397 S * 12/1997 Zheng D21/489
D388,841 S * 1/1998 Zheng D21/491
D407,765 S * 4/1999 Zheng D21/491
D588,651 S * 3/2009 Sinisi D21/501
D598,505 S * 8/2009 Sinisi D21/501
D630,968 S * 1/2011 Gaspard D11/81
D634,236 S * 3/2011 Gaspard D11/81
D713,474 S * 9/2014 Roberson D21/484
D714,183 S * 9/2014 Marya D11/93
D727,983 S * 4/2015 Lee D15/89
D733,771 S * 7/2015 Lee D15/89
D753,198 S * 4/2016 Jeon D15/89
D753,905 S * 4/2016 Singleterry D2/891
D810,610 S * 2/2018 Corcoran D11/79
D832,937 S * 11/2018 Dumphy D21/500
2004/0121699 A1 * 6/2004 Ladner A63H 33/082
446/85
2017/0058926 A1 * 3/2017 Takubo A63H 33/065

* cited by examiner
Primary Examiner — Khawaja Anwar
(74) *Attorney, Agent, or Firm* — Jeffrey S. Melcher;
Melcher Patent Law PLLC

(57) **CLAIM**
The ornamental design for a freezer, part of, as shown and described.

DESCRIPTION
FIG. 1 is a perspective view of the freezer, part of;
FIG. 2 is a top view of the freezer, part of;
FIG. 3 is a bottom view of the freezer, part of;
FIG. 4 is a top side view of the freezer, part of;
FIG. 5 is a bottom side view of the freezer, part of;
FIG. 6 is a right side view of the freezer, part of;
FIG. 7 is a left side view of the freezer, part of; and,
FIG. 8 is a perspective view of multiple freezer, part of connected together.

1 Claim, 6 Drawing Sheets



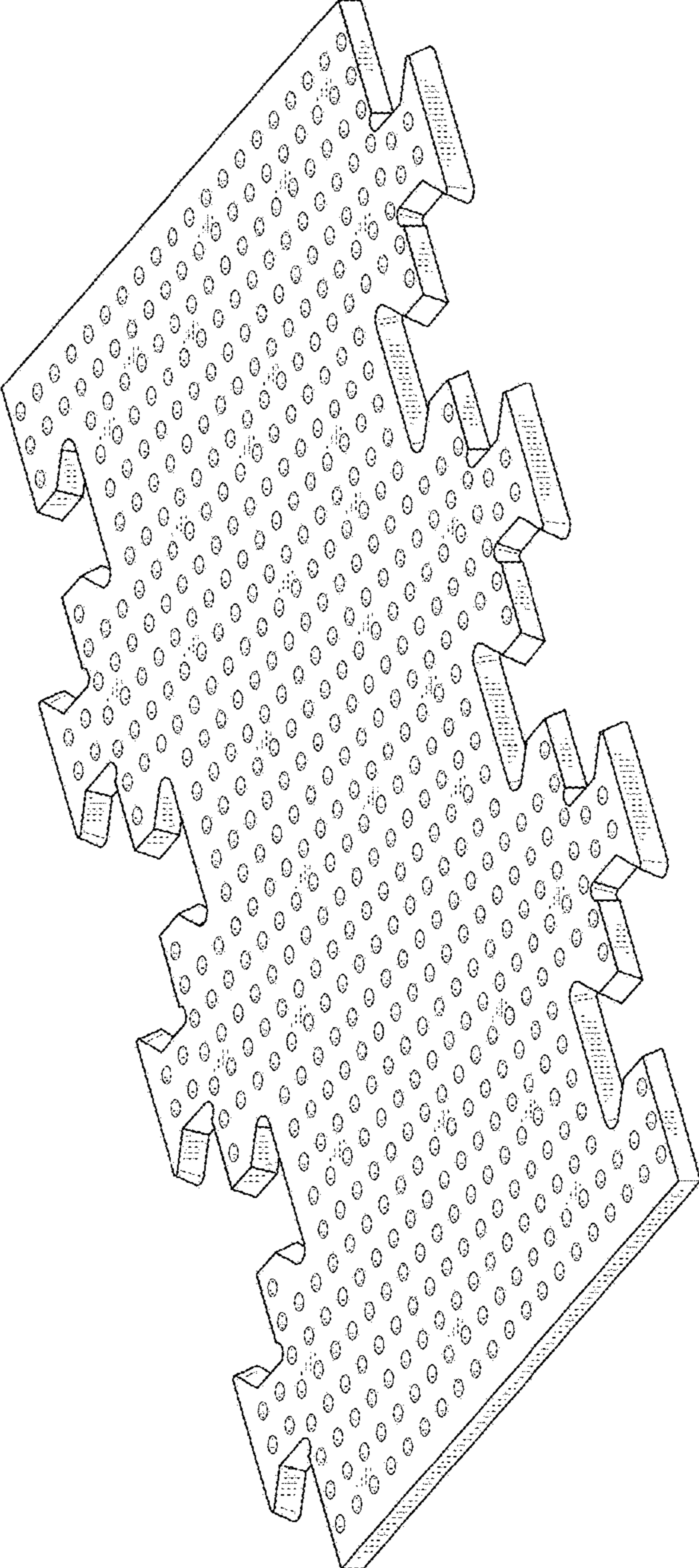


FIG. 1

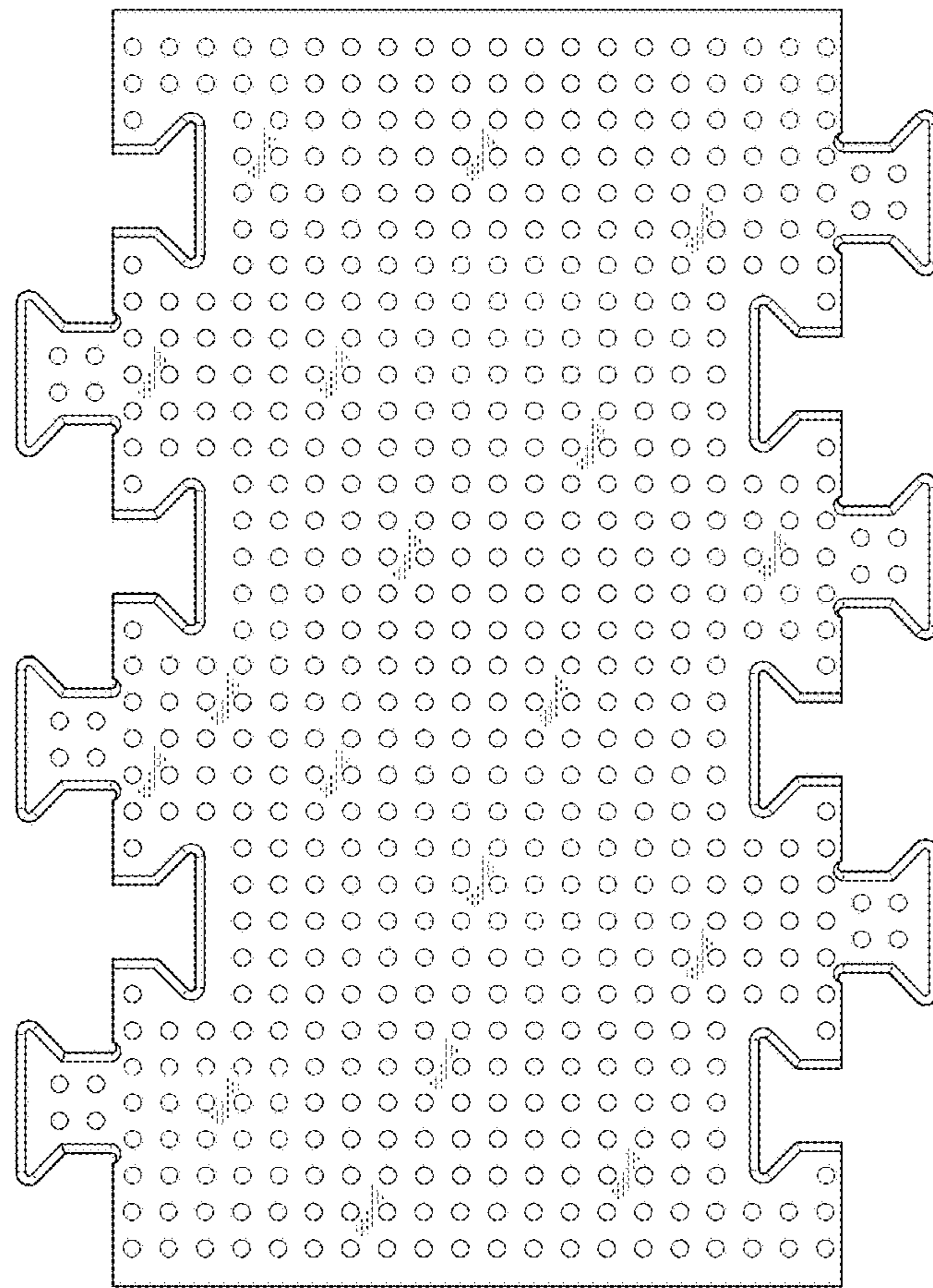


FIG. 2

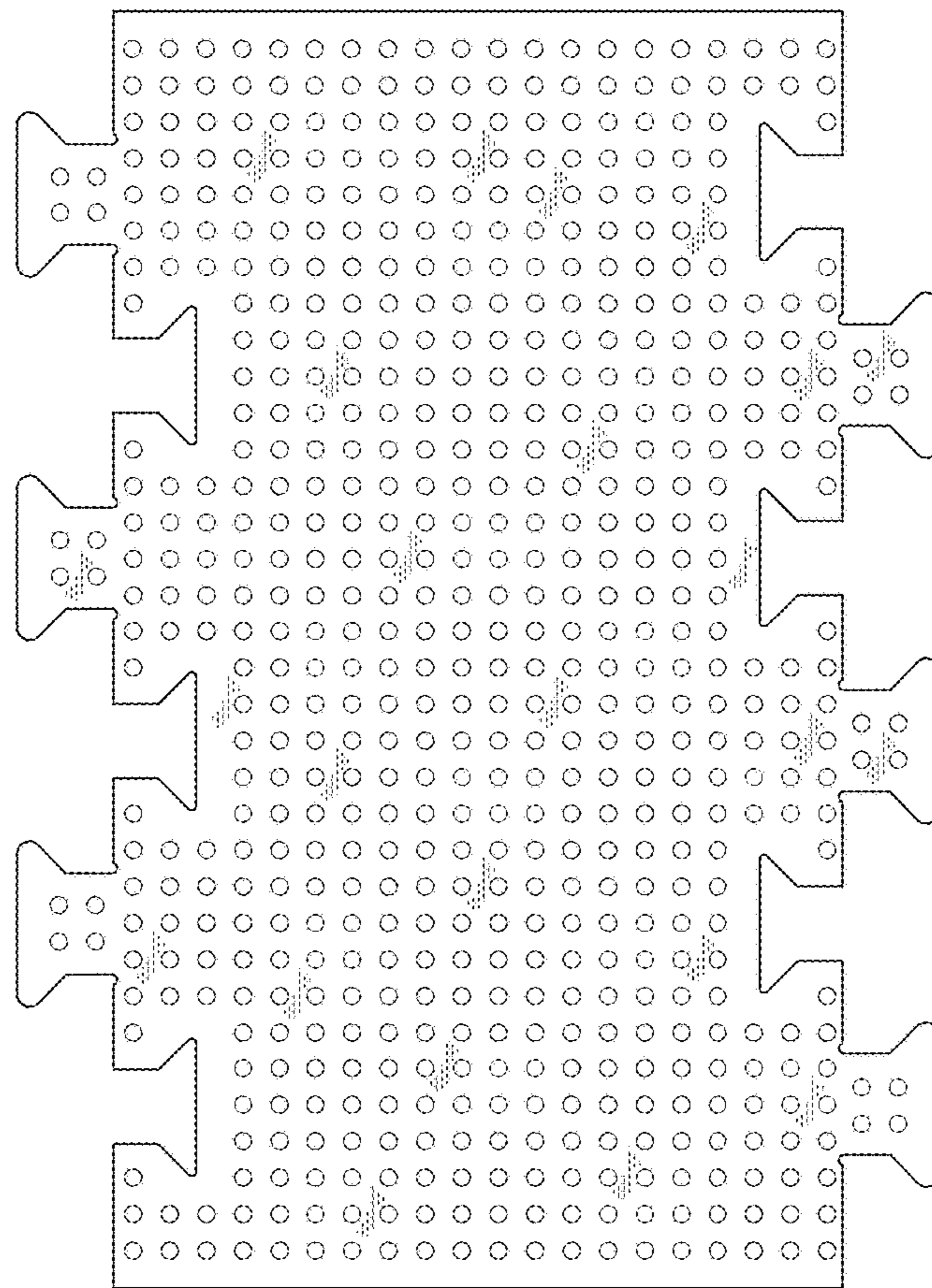


FIG. 3



FIG. 5



FIG. 4



FIG. 6




FIG. 7

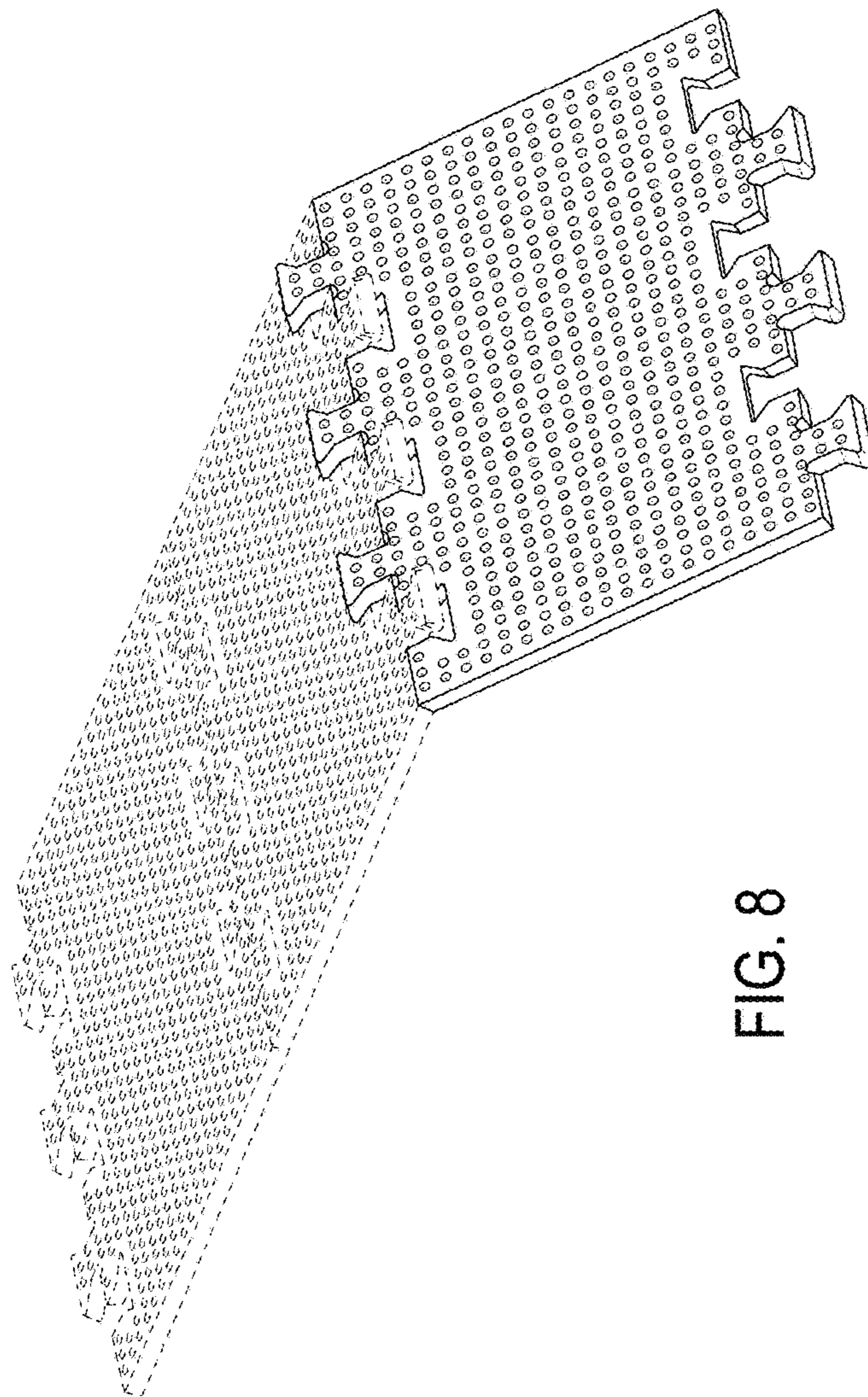


FIG. 8

UNITED STATES PATENT AND TRADEMARK OFFICE
CERTIFICATE OF CORRECTION

PATENT NO. : D853,455 S
APPLICATION NO. : 29/583818
DATED : July 9, 2019
INVENTOR(S) : Jens Pagh

Page 1 of 1

It is certified that error appears in the above-identified patent and that said Letters Patent is hereby corrected as shown below:

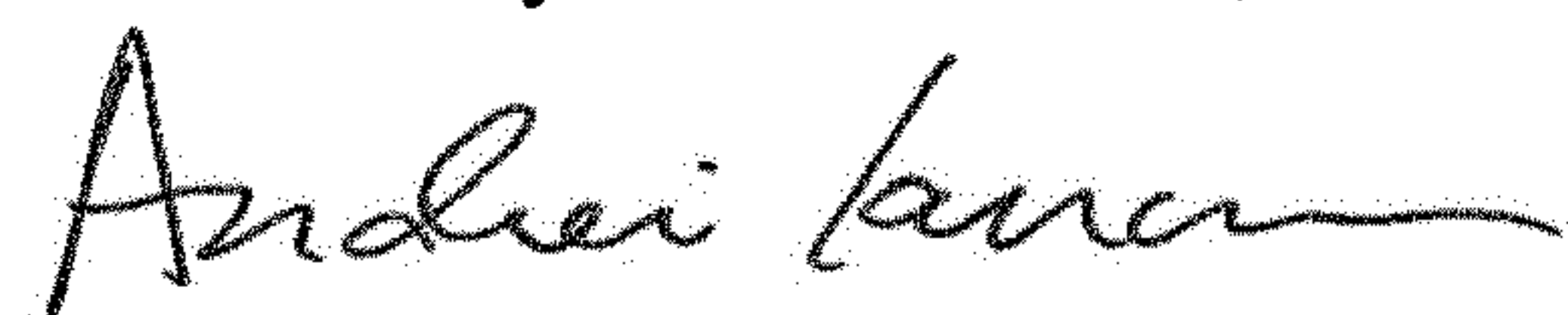
On the Title Page

Insert Item (30):

--Foreign Application Priority Data

11 May 2016 (EP) CDR003122514-0001
11 May 2016 (EP) CDR003122514-0002
11 May 2016 (EP) CDR003122514-0003--

Signed and Sealed this
Tenth Day of November, 2020



Andrei Iancu
Director of the United States Patent and Trademark Office