



US00D853454S

(12) **United States Design Patent** (10) **Patent No.:** **US D853,454 S**
Kim et al. (45) **Date of Patent:** **** Jul. 9, 2019**

(54) **REFRIGERATOR**

(56) **References Cited**

(71) Applicant: **Samsung Electronics Co., Ltd.**,
Suwon-si (KR)

U.S. PATENT DOCUMENTS

(72) Inventors: **Binna Kim**, Seoul (KR); **Jae-Moon Lee**, Seoul (KR); **Yoonjoo Kwon**, Seoul (KR); **Hyunsoo Kim**, Seongnam-si (KR); **Cheolwoong Seo**, Seongnam-si (KR); **Sunmin Lee**, Seoul (KR)

D118,118 S * 12/1939 Janes D15/88
D154,186 S 6/1949 Sandin

(Continued)

(73) Assignee: **Samsung Electronics Co., Ltd.**,
Suwon-si (KR)

FOREIGN PATENT DOCUMENTS

(**) Term: **15 Years**

CN 200930224331 8/2010
EM 003064849-0001 4/2016
EM 003021633-0002 5/2016

(21) Appl. No.: **29/636,240**

Primary Examiner — Khawaja Anwar

(22) Filed: **Feb. 7, 2018**

(74) *Attorney, Agent, or Firm* — NSIP Law

(57) **CLAIM**

We claim the ornamental design for a refrigerator, as shown and described.

DESCRIPTION

Related U.S. Application Data

(62) Division of application No. 29/594,557, filed on Feb. 21, 2017.

FIG. 1 is a front perspective view of a refrigerator showing our new design;

(30) **Foreign Application Priority Data**

Sep. 1, 2016 (KR) 30-2016-0043003

(51) **LOC (11) Cl.** **15-07**

(52) **U.S. Cl.**
USPC **D15/81**

(58) **Field of Classification Search**

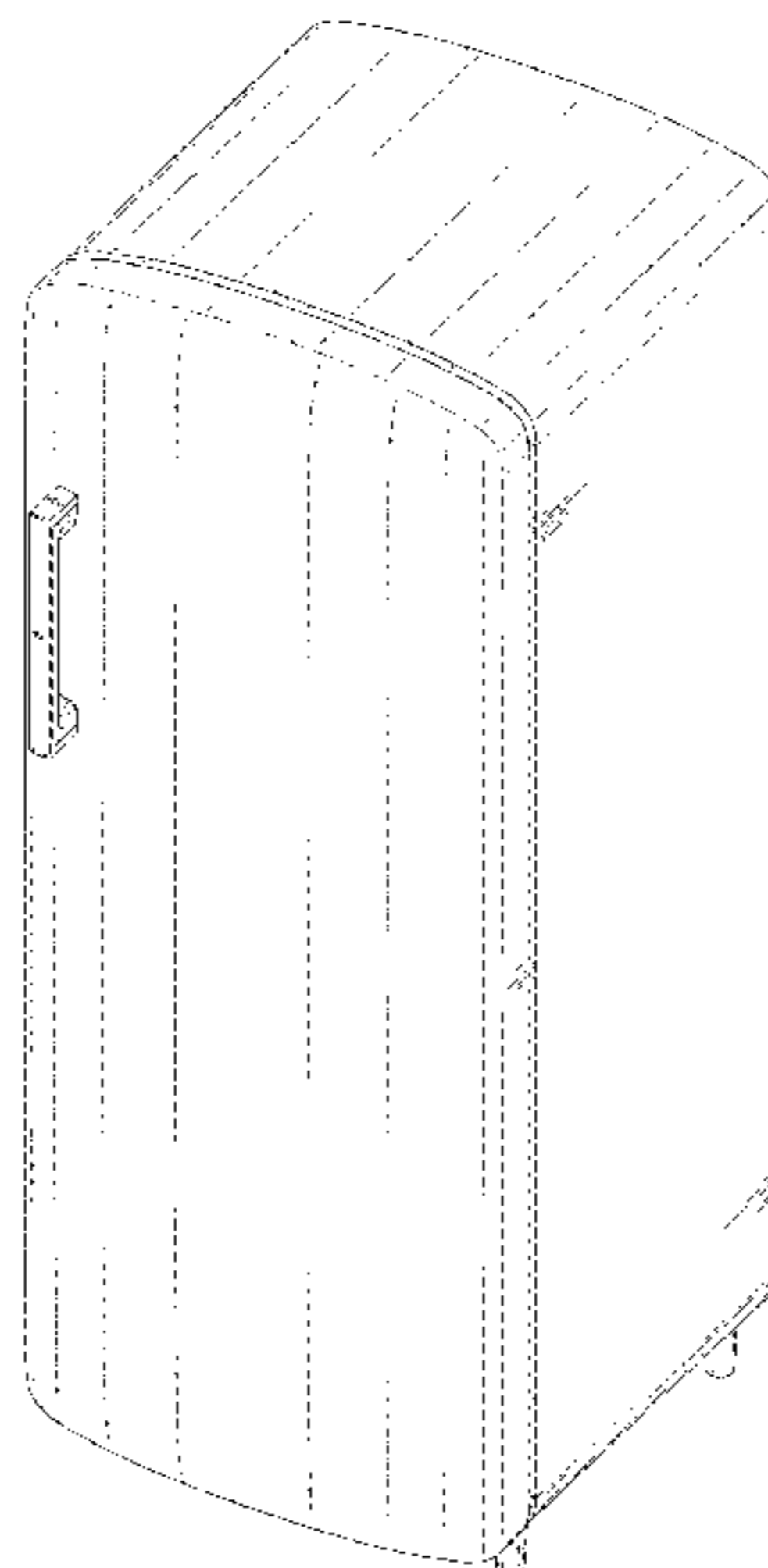
USPC D15/79-91
CPC .. F25D 11/00; F25D 17/065; F25D 2325/022;
F25D 23/069; F25D 25/025; F25D 11/02;
F25D 17/062; F25D 21/12; F25D 21/125;
F25D 21/14; F25D 2317/061; F25D
2317/067; F25D 2323/021; F25D
2323/024; F25D 23/126; F25D 2400/02;
F25D 2400/06; F25D 2400/361; F25D

FIG. 2 is a front view thereof;
FIG. 3 is a rear view thereof;
FIG. 4 is a left-side view thereof;
FIG. 5 is a right-side view thereof;
FIG. 6 is a top view thereof;
FIG. 7 is a bottom view thereof;
FIG. 8 is a front perspective view of another embodiment of a refrigerator showing our new design;
FIG. 9 is a front view thereof;
FIG. 10 is a rear view thereof;
FIG. 11 is a left-side view thereof;
FIG. 12 is a right-side view thereof;
FIG. 13 is a top view thereof; and,
FIG. 14 is a bottom view thereof.

The broken lines in the figures depict environmental subject matter and form no part of the claimed design. The dot-dash broken lines in the figures represent a boundary line and form no part of the claimed design.

(Continued)

1 Claim, 14 Drawing Sheets



(58) **Field of Classification Search**

CPC 2400/40; F25D 25/005; F25D 25/02; F25D
2600/02; F25D 2700/02; F25D 2700/12;
F25D 2700/121; F25D 2700/14; F25D
29/00; F25D 23/028; F25D 23/04; F25D
23/066; F25D 23/085; F25D 23/087

See application file for complete search history.

(56) **References Cited**

U.S. PATENT DOCUMENTS

D173,418	S	*	11/1954	Ferar	D15/88
D173,718	S		11/1954	Thiele	
D173,765	S	*	12/1954	Reynolds, Jr. et al.	D15/88
D175,647	S	*	9/1955	Reynolds, Jr.	D15/88
D178,811	S	*	9/1956	Schier et al.	D15/88
D287,133	S		12/1986	Owen	
D290,012	S		5/1987	Owen	
D776,171	S	*	1/2017	Wang	D15/88
D803,903	S		11/2017	Wang et al.	
D810,151	S	*	2/2018	Wang	D15/88
D825,622	S	*	8/2018	Kwon	D15/88
D826,293	S	*	8/2018	Kwon	D15/88
D829,245	S	*	9/2018	Kim	D15/88

* cited by examiner

FIG. 1




FIG. 2




FIG. 3




FIG. 4

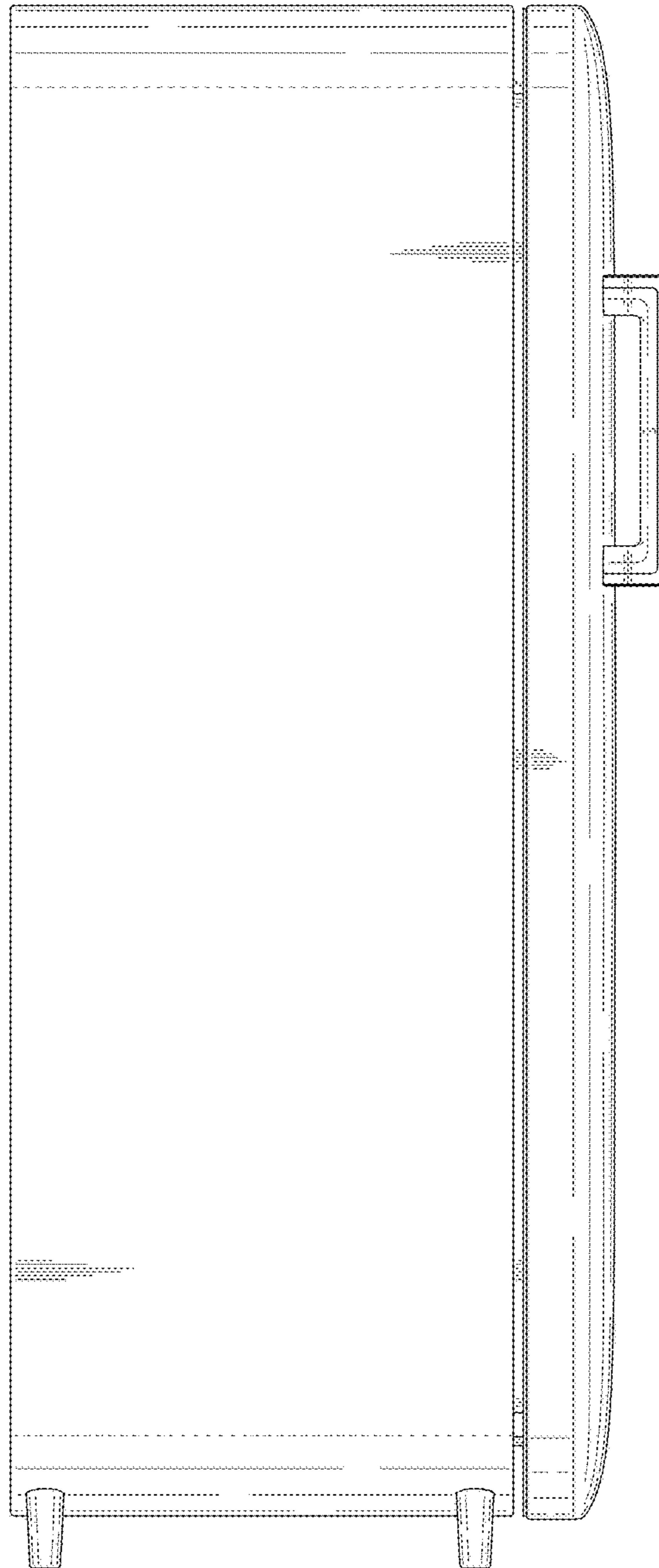


FIG. 5

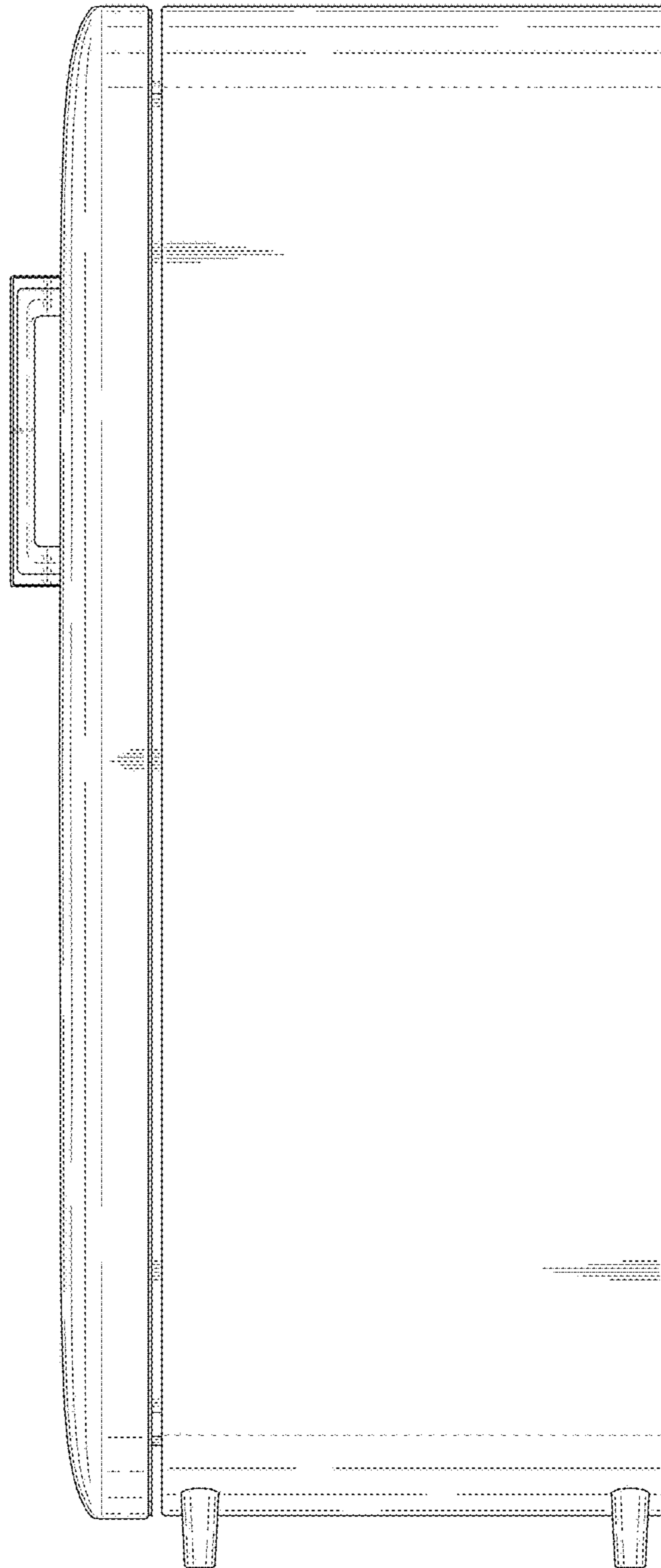


FIG. 6

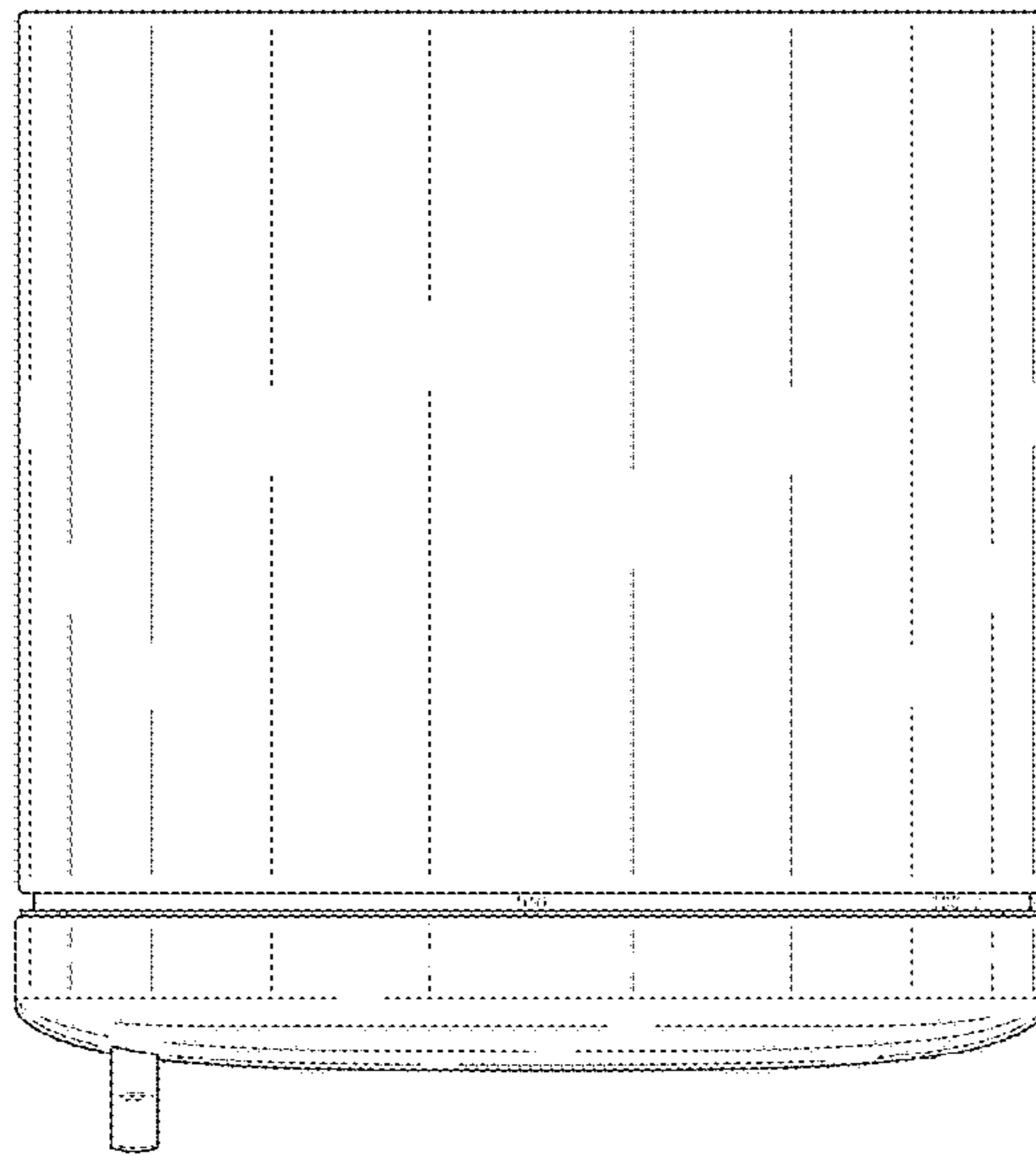


FIG. 7

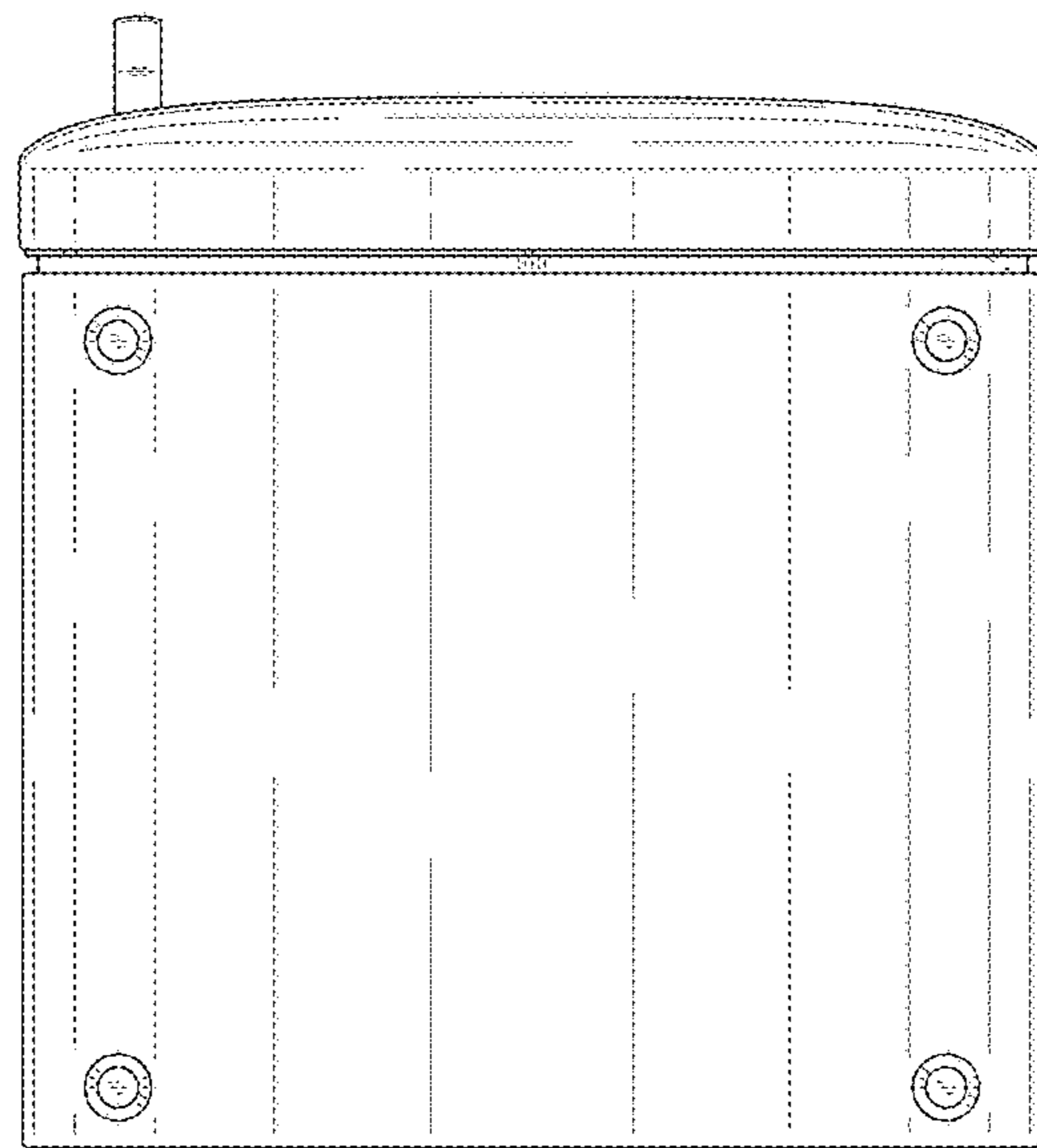


FIG. 8

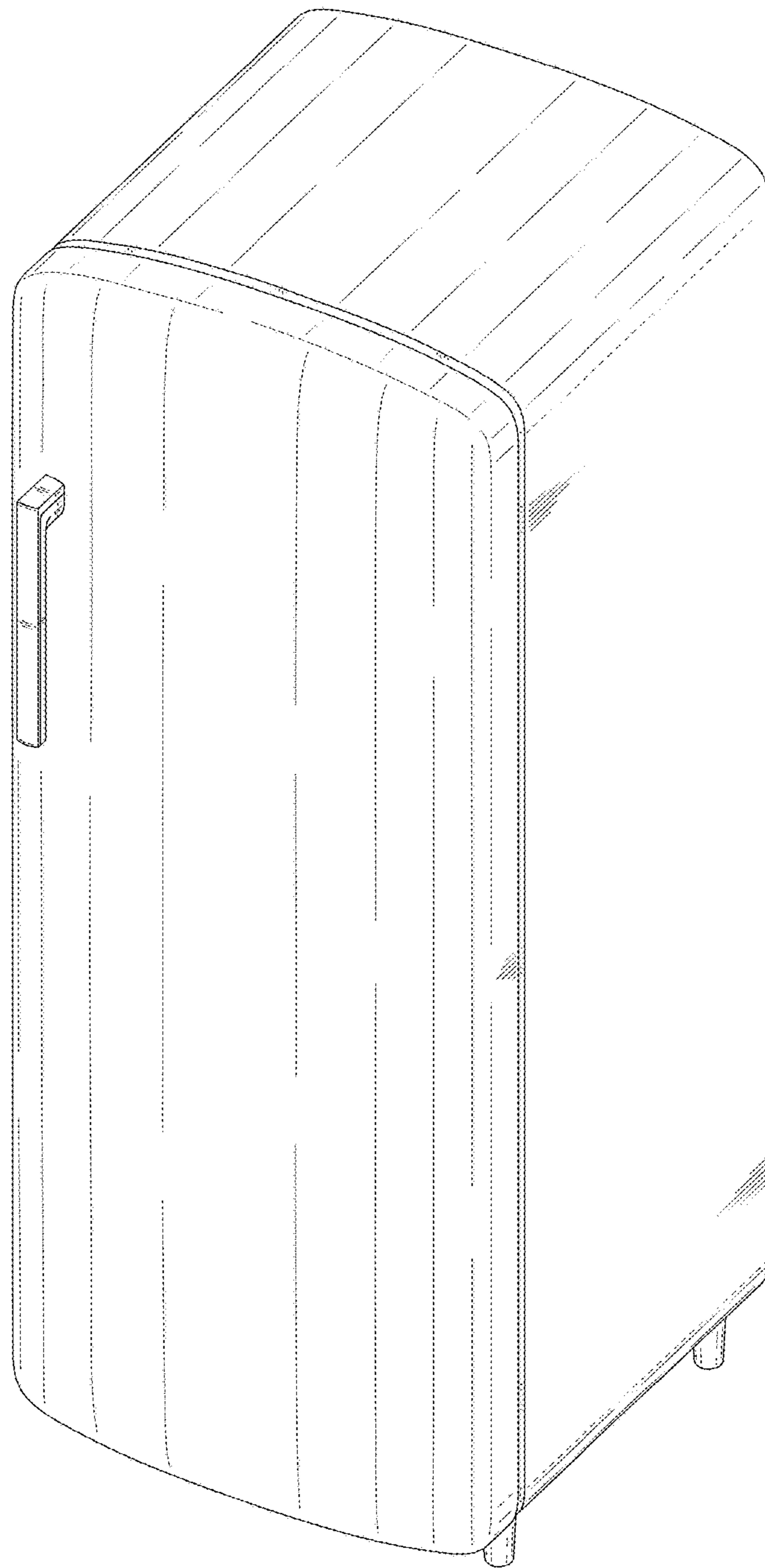


FIG. 9




FIG. 10




FIG. 11

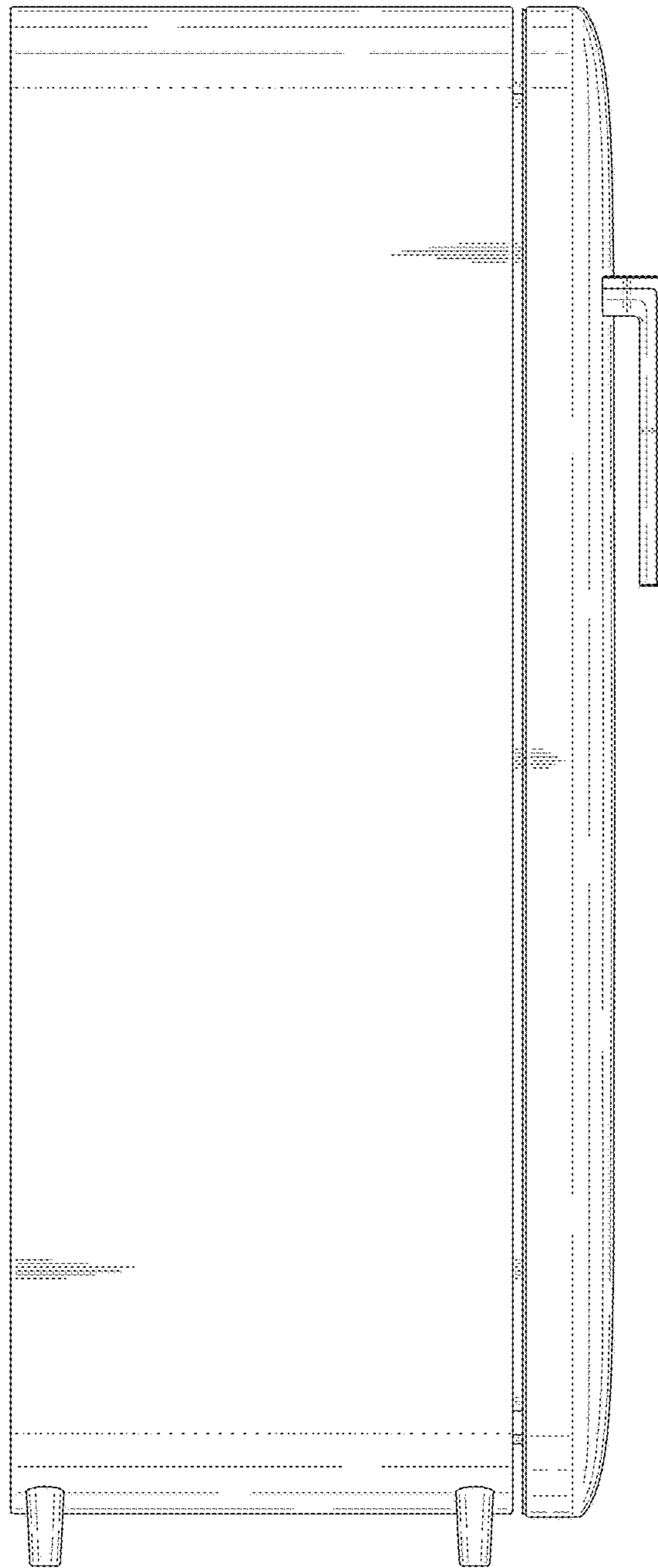


FIG. 12

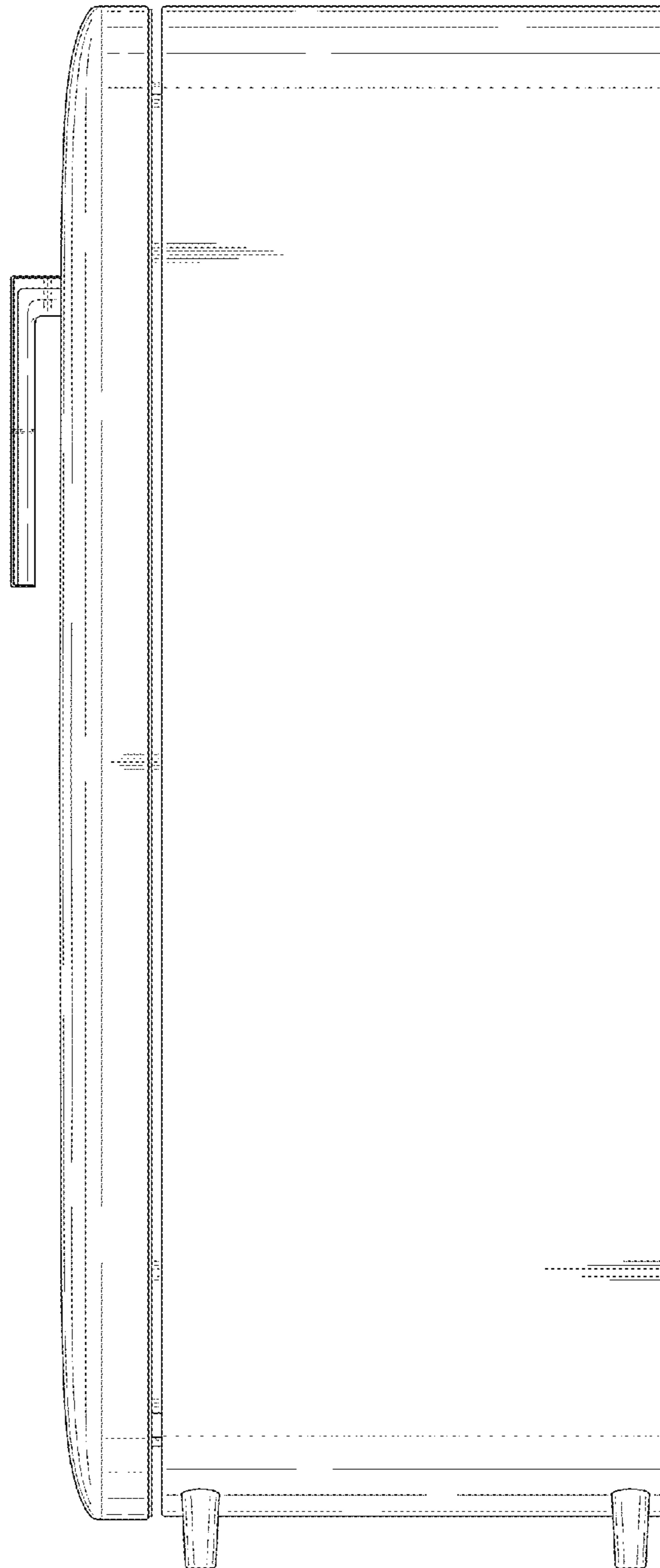


FIG. 13

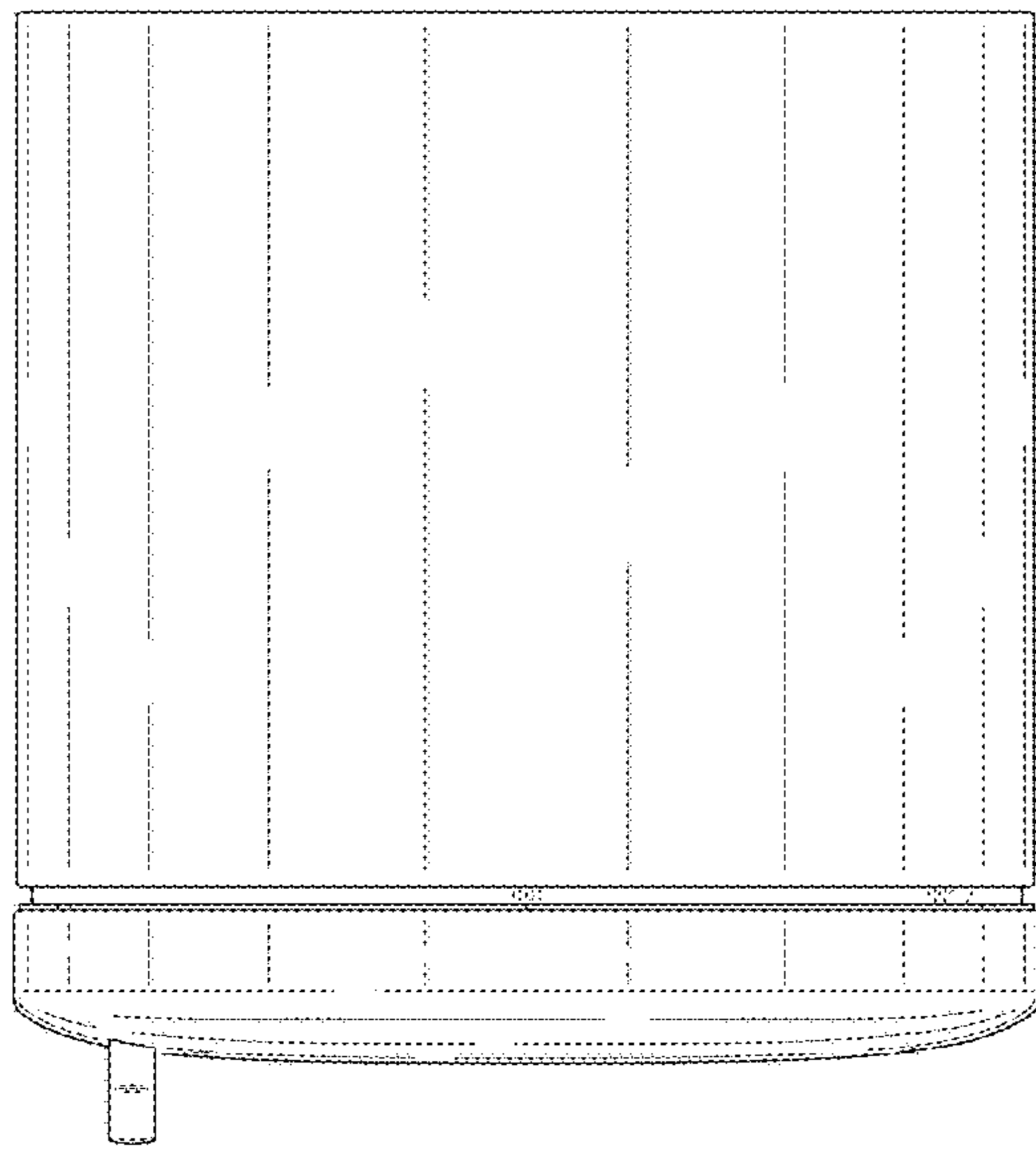


FIG. 14

