



US00D853399S

(12) **United States Design Patent** (10) **Patent No.:** **US D853,399 S**  
**Lee et al.** (45) **Date of Patent:** **\*\* Jul. 9, 2019**

(54) **ELECTRONIC COVER WITH LIGHT ANIMATION**

D396,458 S \* 7/1998 Bohnert ..... D14/492  
D418,497 S \* 1/2000 Howard, III ..... D14/489  
6,484,189 B1 \* 11/2002 Gerlach, Jr. .... G06F 8/34  
715/201

(71) Applicant: **Samsung Electronics Co., Ltd.**,  
Suwon-si (KR)

(Continued)

(72) Inventors: **Yongkoo Lee**, Seoul (KR); **Younjung Kim**, Seoul (KR)

*Primary Examiner* — Melanie H Tung  
*Assistant Examiner* — Bao-Yen T Nguyen  
(74) *Attorney, Agent, or Firm* — NSIP Law

(73) Assignee: **Samsung Electronics Co., Ltd.**,  
Suwon-si (KR)

(57) **CLAIM**

(\*\*) Term: **15 Years**

We claim the ornamental design for an electronic cover with light animation, as shown and described.

(21) Appl. No.: **29/574,708**

**DESCRIPTION**

(22) Filed: **Aug. 18, 2016**

(30) **Foreign Application Priority Data**

Feb. 19, 2016 (KR) ..... 30-2016-0007707

(51) **LOC (11) Cl.** ..... **14-02**

(52) **U.S. Cl.**  
USPC ..... **D14/440**

(58) **Field of Classification Search**  
USPC ..... D14/485–495, 230, 330, 426, 440  
CPC .... G06F 3/048; G06F 3/0481; G06F 3/04812;  
G06F 3/04815; G06F 3/04817; G06F  
3/0482; G06F 3/0483; G06F 3/0484;  
G06F 3/04842; G06F 3/04845; G06F  
3/04847; G06F 3/0485; G06F 3/04855;  
G06F 3/0486; G06F 3/0487; G06F  
3/0488; G06F 3/04883; G06F 3/04886;  
G06F 1/1628; G06F 1/1626; G06F 1/669;  
A47B 23/044; H04B 1/3888

See application file for complete search history.


(56) **References Cited**

**U.S. PATENT DOCUMENTS**

D388,071 S \* 12/1997 Yamamoto ..... D14/492  
D395,646 S \* 6/1998 Wanishi ..... D14/489

FIG. 1 is a front view of the first image of an electronic cover with light animation showing our new design;  
FIG. 2 is a second image thereof;  
FIG. 3 is a third image thereof;  
FIG. 4 is a fourth image thereof;  
FIG. 5 is a fifth image thereof;  
FIG. 6 is a sixth image thereof;  
FIG. 7 is a seventh image thereof;  
FIG. 8 is an eighth image thereof;  
FIG. 9 is a ninth image thereof.  
FIG. 10 is a rear view of an electronic cover with light animation;  
FIG. 11 is a left-side view thereof;  
FIG. 12 is a right-side view thereof;  
FIG. 13 is a top view thereof; and,  
FIG. 14 is a bottom view thereof.  
The broken lines in the figures depict an electronic cover and form no part of the claimed design.  
The appearance of the light animation sequentially transitions between the images shown in FIGS. 1-9. The process or period in which one image transitions to another forms no part of the claimed design.  
The surfaces illustrated on the electronic cover that surround the light animation form no part of the claimed design.

**1 Claim, 13 Drawing Sheets**



(56)

**References Cited**

U.S. PATENT DOCUMENTS

D473,237	S *	4/2003	Han	.....	D14/489
6,710,791	B1 *	3/2004	Kodama	.....	G06F 3/0481
					707/999.007
D523,872	S *	6/2006	Rozier	.....	D14/489
D661,705	S *	6/2012	Kaczmarek	.....	D14/489
D747,738	S *	1/2016	Park	.....	D14/492
D753,151	S *	4/2016	Lee	.....	D14/485
D758,405	S *	6/2016	Cho	.....	D14/486
D766,917	S *	9/2016	Kwon	.....	D14/485
D768,144	S *	10/2016	Kim	.....	D14/485
D772,264	S *	11/2016	Jung	.....	D14/486
D793,430	S *	8/2017	Huh	.....	D14/489
D806,119	S *	12/2017	Anzures	.....	D14/489
2012/0026105	A1 *	2/2012	Cheung	.....	G06F 3/04883
					345/173
2012/0030604	A1 *	2/2012	Kim	.....	G06F 3/04886
					715/773
2013/0254714	A1 *	9/2013	Shin	.....	G06F 3/0482
					715/810
2015/0334570	A1 *	11/2015	Nade	.....	H04M 1/67
					455/411

\* cited by examiner

FIG. 1




FIG. 2




FIG. 3




FIG. 4




FIG. 5




FIG. 6






FIG. 7




FIG. 8




FIG. 9




FIG. 10




FIG. 11




FIG. 12

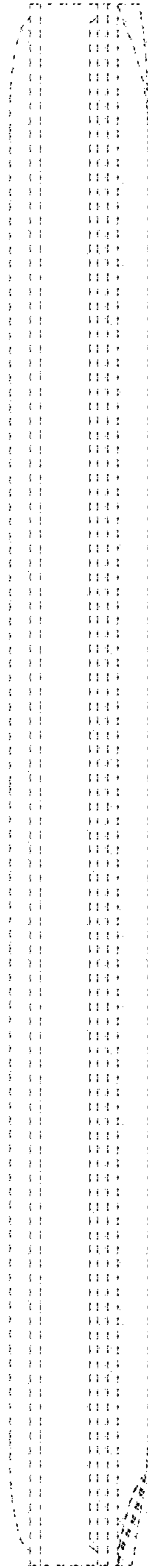


FIG. 13




FIG. 14

