



US00D853375S

(12) **United States Design Patent** (10) **Patent No.:** **US D853,375 S**  
**Jeong et al.** (45) **Date of Patent:** **\*\* Jul. 9, 2019**

(54) **COVER FOR MOBILE PHONE**

(71) Applicant: **Samsung Electronics Co., Ltd.**,  
Suwon-si (KR)

(72) Inventors: **Woohyeok Jeong**, Seoul (KR); **Jiyoung Lee**, Seoul (KR); **Kukhwan Kim**, Seoul (KR); **Kwang-Moon Kim**, Seoul (KR); **Young Sang Jang**, Anyang-si (KR); **Jin-Hoo Lee**, Seoul (KR); **Dahyun Lee**, Seoul (KR)

(73) Assignee: **SAMSUNG ELECTRONICS CO., LTD.**, Suwon-si (KR)

(\*\*) Term: **15 Years**

(21) Appl. No.: **29/623,538**

(22) Filed: **Oct. 25, 2017**

(30) **Foreign Application Priority Data**

Jun. 1, 2017 (KR) ..... 30-2017-0025022

(51) **LOC (11) Cl.** ..... **14-03**

(52) **U.S. Cl.**  
USPC ..... **D14/250**

(58) **Field of Classification Search**  
USPC ..... D3/201, 218, 226, 227, 247, 249, 250,  
D3/269, 303; D13/103, 107, 108, 119;  
D14/137, 138 R, 138 AA, 138 C, 138 G,  
D14/172, 192, 203.3-203.7, 217, 238.1,  
D14/247, 248, 250-253, 440, 447  
CPC ..... H04B 1/3888; H04M 1/0283; H04M  
1/0202; A45C 1/06; A45C 2011/002;  
A45C 11/00; A45F 2005/028; A45F  
2200/0525

See application file for complete search history.

(56) **References Cited**

**U.S. PATENT DOCUMENTS**

D624,065 S \* 9/2010 Bosch ..... D14/250  
D641,756 S \* 7/2011 Hsieh ..... D14/440

D650,776 S \* 12/2011 Bau ..... D14/250  
D655,699 S \* 3/2012 Bau ..... D14/250  
D671,931 S \* 12/2012 Fathollahi ..... D14/250  
D678,259 S \* 3/2013 Moore ..... D14/250  
D678,260 S \* 3/2013 Bau ..... D14/132

(Continued)

**OTHER PUBLICATIONS**

The Best Galaxy Note 8 Cases, posting date Jan. 19, 2018, [site visited Dec. 12, 2018][online]<URL: <https://www.pcmag.com/feature/355977/the-best-galaxy-note-8-cases>> (Year: 2018).\*

*Primary Examiner* — Susan E Krakower  
*Assistant Examiner* — L. A. Grabenstetter  
(74) *Attorney, Agent, or Firm* — McAndrews Held & Malloy, Ltd.


(57) **CLAIM**

The ornamental design for a cover for mobile phone, as shown and described.

**DESCRIPTION**

FIG. 1 is a top, front perspective view of a cover for mobile phone showing our new design;  
FIG. 2 is a front elevation view thereof;  
FIG. 3 is a rear elevation view thereof;  
FIG. 4 is a left side elevation view thereof;  
FIG. 5 is a right side elevation view thereof;  
FIG. 6 is a top plan view thereof;  
FIG. 7 is a bottom plan view thereof;  
FIG. 8 is a top, rear perspective view thereof;  
FIG. 9 is a bottom rear perspective view thereof; and,  
FIG. 10 is a bottom front perspective view thereof depicting the cover for mobile phone in a standing configuration. The dashed broken lines, and the unshaded regions bounded by the dashed broken lines, illustrate portions of the cover for mobile phone that form no part of the claimed design.

**1 Claim, 8 Drawing Sheets**



(56)

**References Cited**

U.S. PATENT DOCUMENTS

D681,617 S *	5/2013	Weller .....	D14/250
D683,340 S *	5/2013	Chang .....	D14/250
D687,427 S *	8/2013	Peterson .....	D14/250
D691,601 S *	10/2013	Murchison .....	D14/250
D692,418 S *	10/2013	Fahrendorff .....	D14/250
D694,741 S *	12/2013	Kim .....	D14/250
D696,656 S *	12/2013	Murchison .....	D14/250
D703,648 S *	4/2014	Magness .....	D14/250
D706,256 S *	6/2014	Ward .....	D14/250
D709,484 S *	7/2014	Yoo .....	D14/250
D711,861 S *	8/2014	Mei .....	D14/250
D716,783 S *	11/2014	Loncar .....	D14/250
D793,380 S *	8/2017	Ballou .....	D14/250

\* cited by examiner

FIG. 1




FIG. 2




FIG. 3




FIG. 4




FIG. 5




FIG. 6

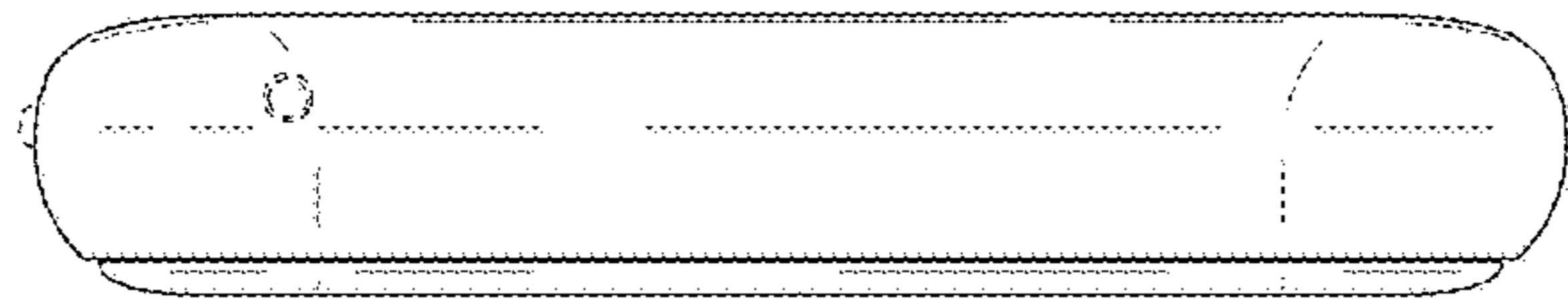


FIG. 7

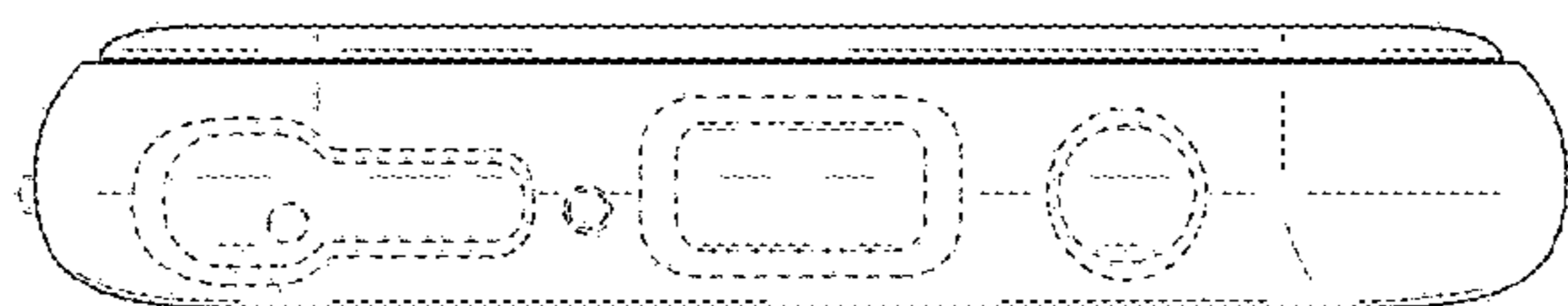


FIG. 8

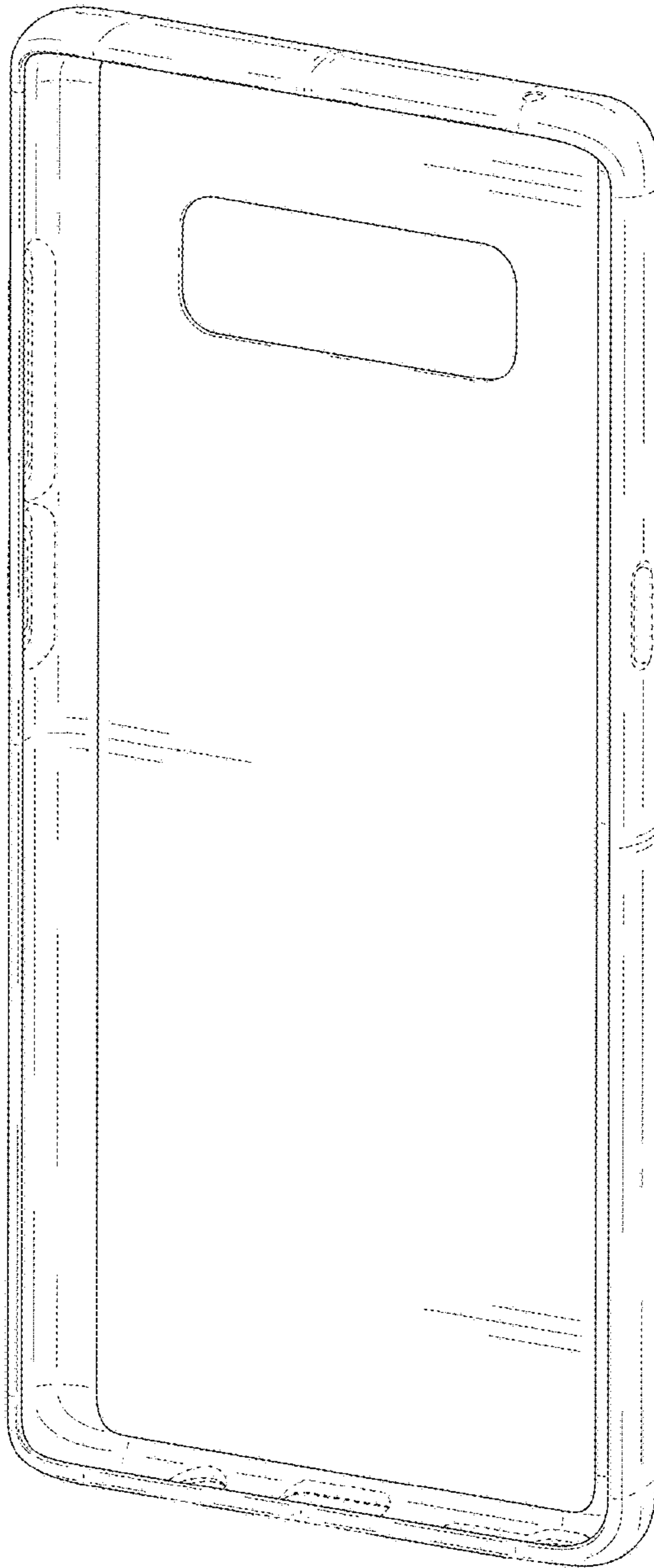




FIG. 9

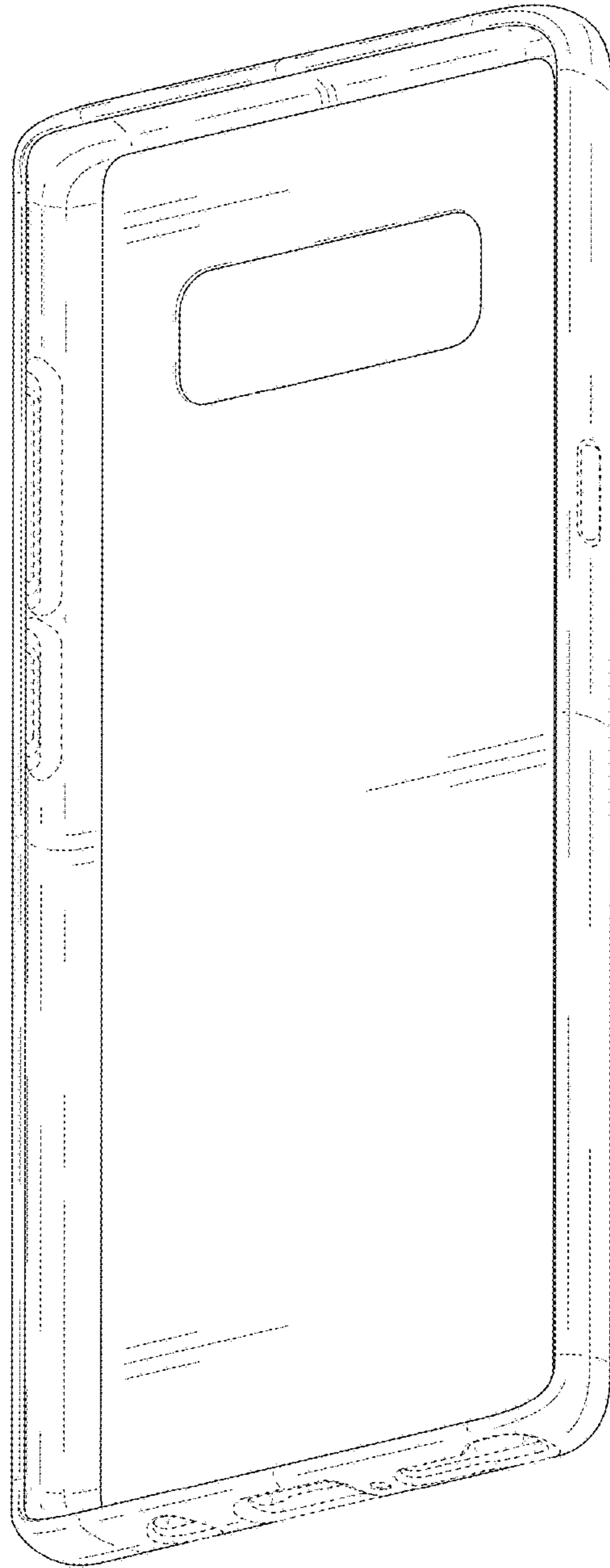


FIG. 10

