



US00D853348S

(12) **United States Design Patent**
Liu et al.

(10) **Patent No.:** **US D853,348 S**
(45) **Date of Patent:** **** Jul. 9, 2019**

(54) **BLUETOOTH ADAPTER**

(71) Applicant: **SHENZHEN VOXTECH CO., LTD.**,
Shenzhen, Guangdong (CN)

(72) Inventors: **Yinchao Liu**, Guangdong (CN); **Jun Xu**,
Guangdong (CN); **Yi Tang**, Guangdong (CN); **Lei Zhong**,
Guangdong (CN); **Hao Chen**, Guangdong (CN)

(73) Assignee: **SHENZHEN VOXTECH CO., LTD.**,
Shenzhen (CN)

(**) Term: **15 Years**

(21) Appl. No.: **29/609,034**

(22) Filed: **Jun. 28, 2017**

(30) **Foreign Application Priority Data**

Jan. 5, 2017 (CN) 2017 3 0004042

(51) **LOC (11) Cl.** **14-03**

(52) **U.S. Cl.**
USPC **D14/155**

(58) **Field of Classification Search**
USPC D14/356, 432-434, 453, 454, 511, 203.8,
D14/209.1, 238.1, 240, 125; 439/638,
439/928, 105, 502; 710/303, 304;
361/679.41, 679.55, 679.56; D13/110,
D13/133, 146
CPC ... H04L 12/2832; H04L 12/2838; G06F 3/00;
G06F 5/00; G06F 13/14
See application file for complete search history.

(56) **References Cited**

U.S. PATENT DOCUMENTS

D534,150 S * 12/2006 Griffin D14/155
D573,577 S * 7/2008 Huang D14/155
D627,069 S * 11/2010 Mehlsen D14/155

D646,259 S * 10/2011 Daniel D14/155
D723,504 S * 3/2015 Reimer D14/155
D726,681 S * 4/2015 Liu D14/155
D738,347 S * 9/2015 Reimer D14/155
D770,455 S * 11/2016 Lee D14/155
D781,811 S * 3/2017 Chanay D14/155

(Continued)

FOREIGN PATENT DOCUMENTS

CN 3397803 10/2004
CN 301077617 12/2009

(Continued)

Primary Examiner — Austin Murphy

(74) *Attorney, Agent, or Firm* — Metis IP LLC

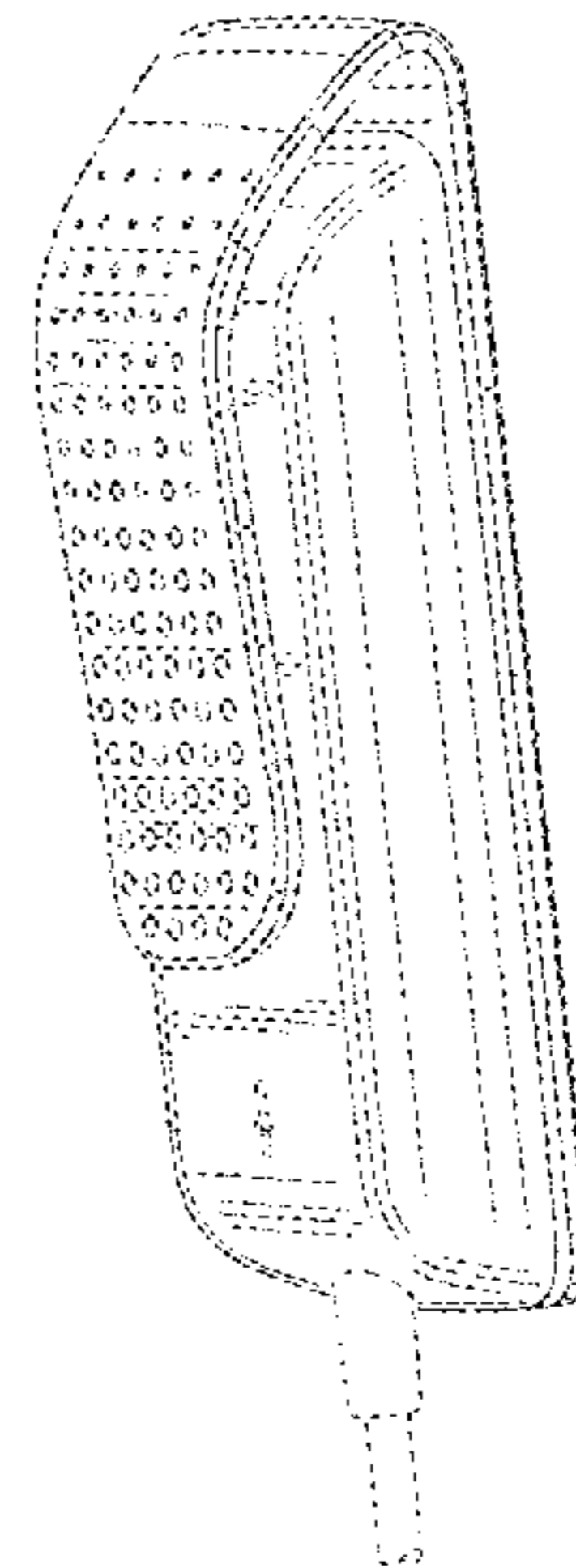
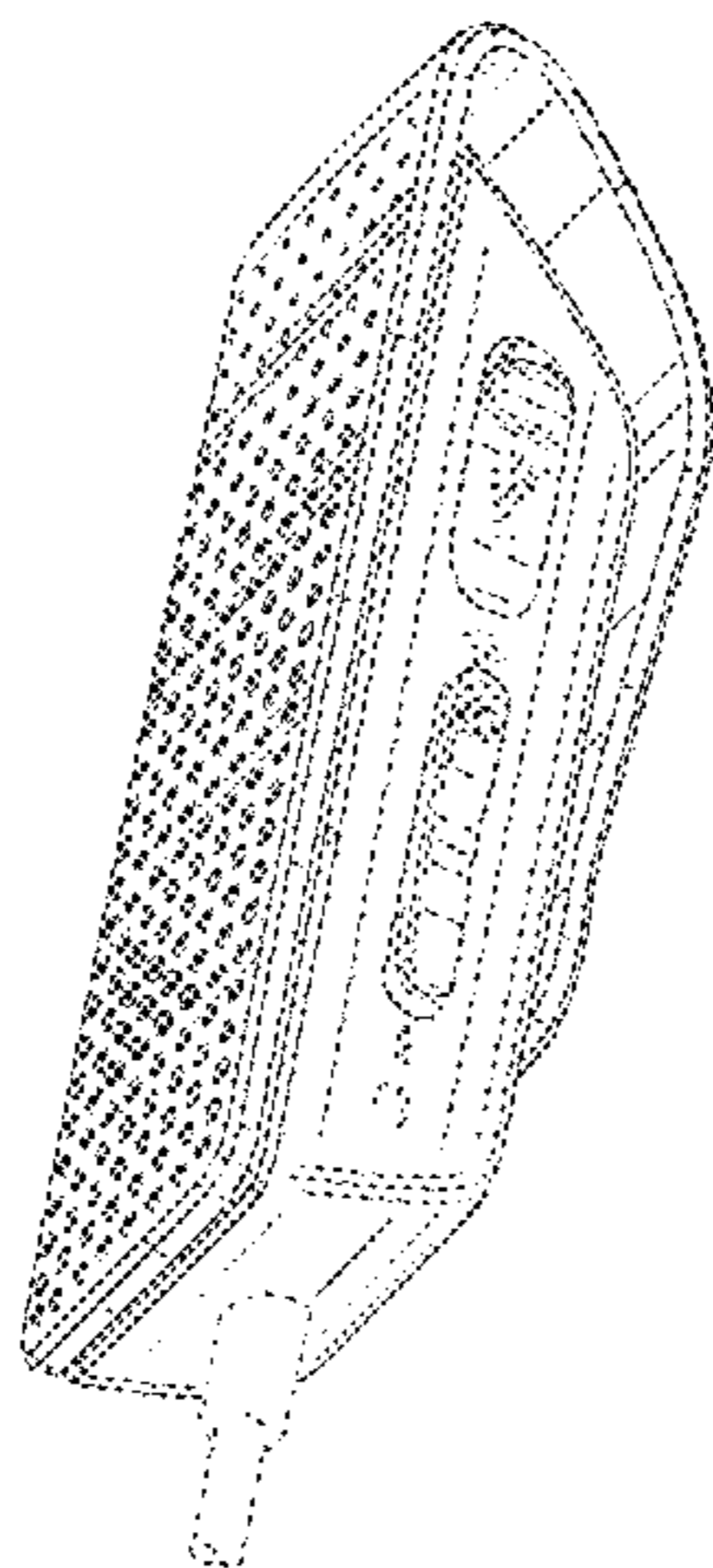
(57) **CLAIM**

The ornamental design for a bluetooth adapter or a portion thereof, as shown and described.

DESCRIPTION

FIG. 1 is a perspective view of a bluetooth adapter with texture showing our first new design;
FIG. 2 is another perspective view of the bluetooth adapter of the first new design;
FIG. 3 is a front view of the bluetooth adapter of the first new design;
FIG. 4 is a rear view of the bluetooth adapter of the first new design;
FIG. 5 is a left view of the bluetooth adapter of the first new design;
FIG. 6 is a right view of the bluetooth adapter of the first new design;
FIG. 7 is a top view of the bluetooth adapter of the first new design;
FIG. 8 is a bottom view of the bluetooth adapter of the first new design; and,
FIG. 9 is an exemplary schematic diagram of using the bluetooth adapter with a headphone according to the first new design.

1 Claim, 9 Drawing Sheets



(56)

References Cited

U.S. PATENT DOCUMENTS

D808,356 S *	1/2018	Miller	D14/155
D816,057 S *	4/2018	Jue	D14/155
D819,619 S *	6/2018	Li	D14/240
D823,274 S *	7/2018	Hu	D14/155
D831,606 S *	10/2018	Sun	D14/155

FOREIGN PATENT DOCUMENTS

CN	302716375 S	1/2014
CN	302937438 S	9/2014
CN	303377614 S	9/2015
CN	303591135 S	2/2016
CN	303655285 S	4/2016
CN	303906635 S	11/2016
JP	1265047 S	3/2006
JP	1363840 S	6/2009

* cited by examiner

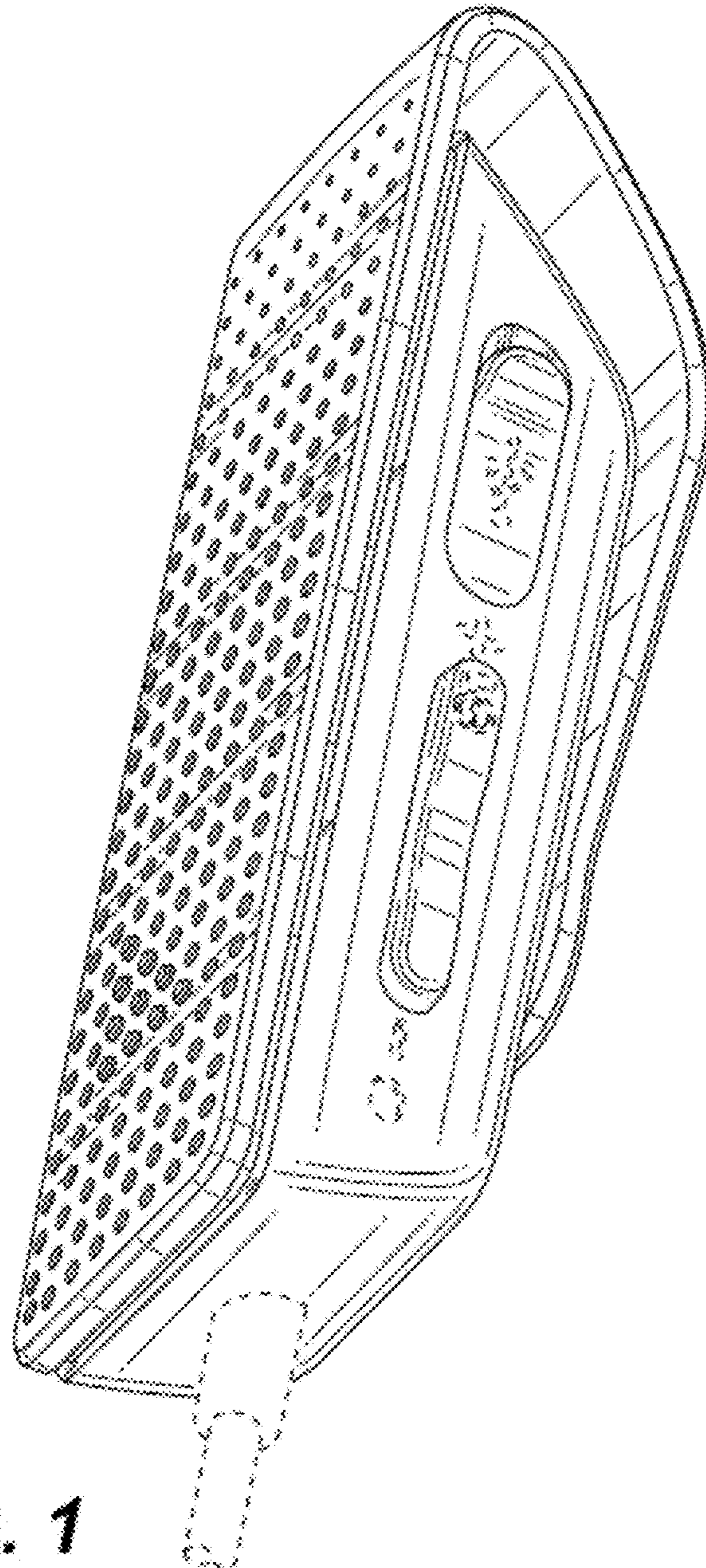


FIG. 1

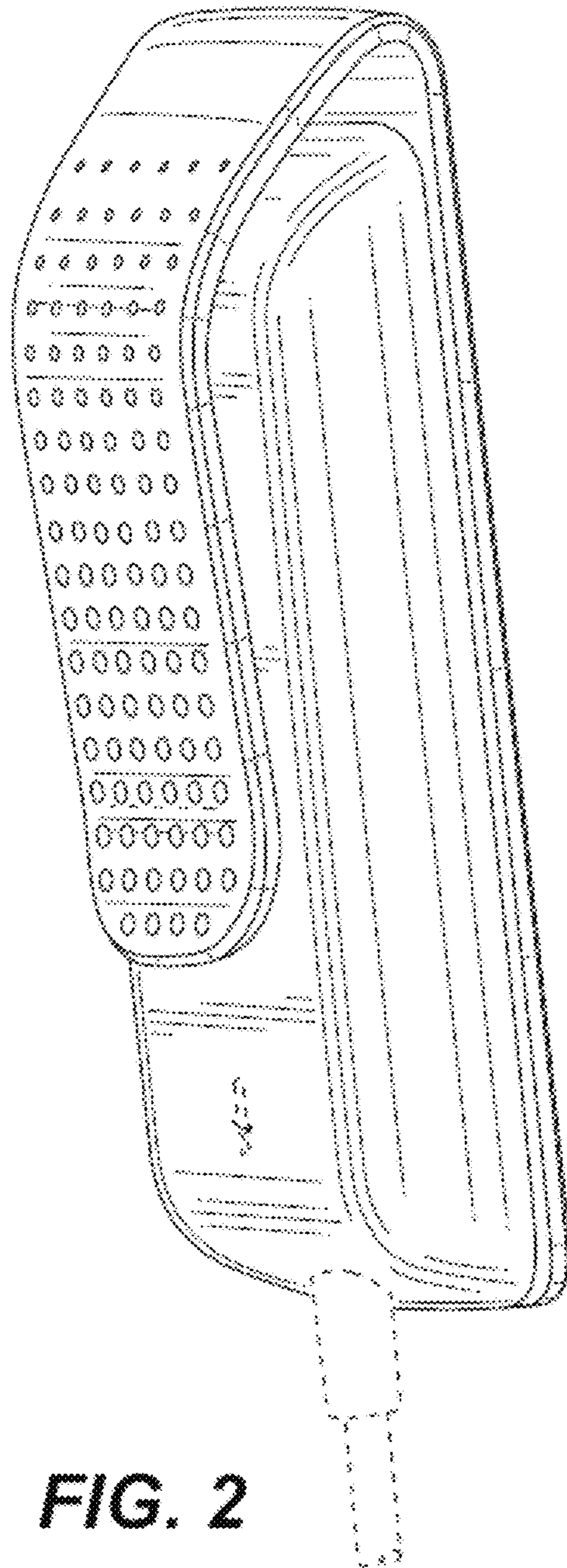


FIG. 2

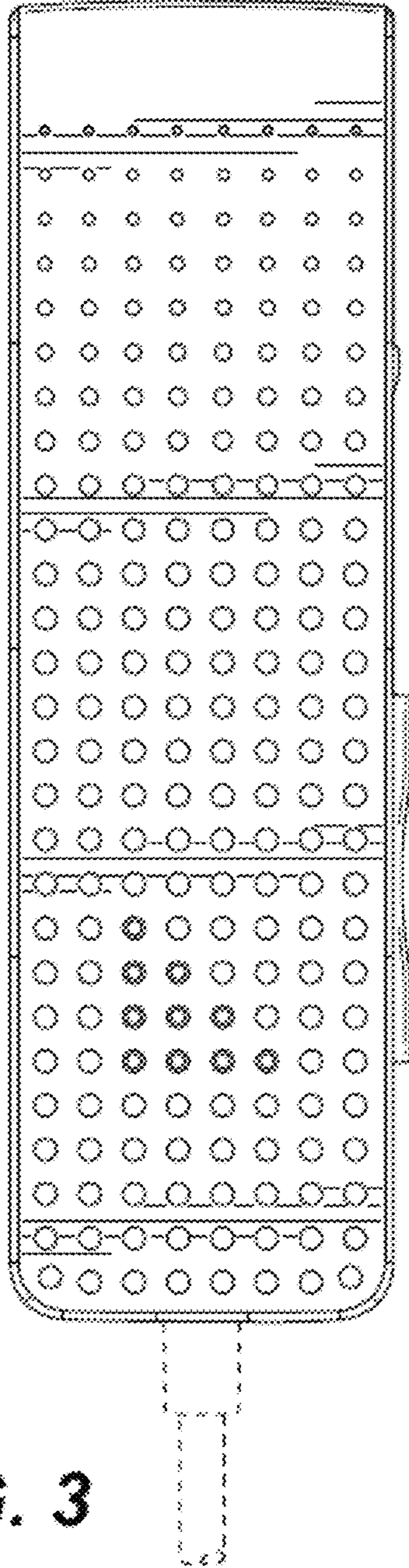


FIG. 3

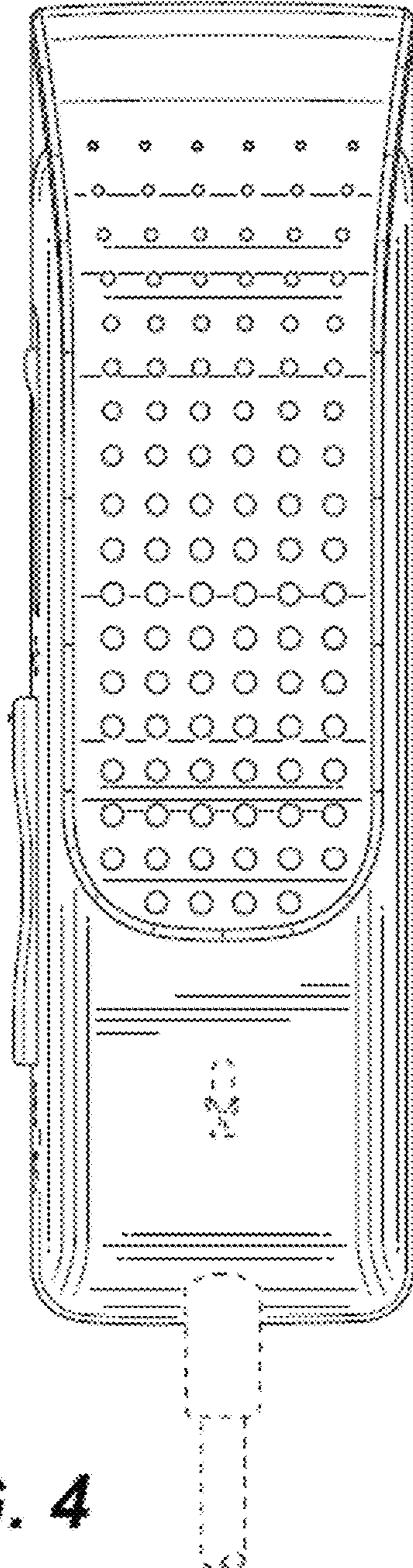


FIG. 4

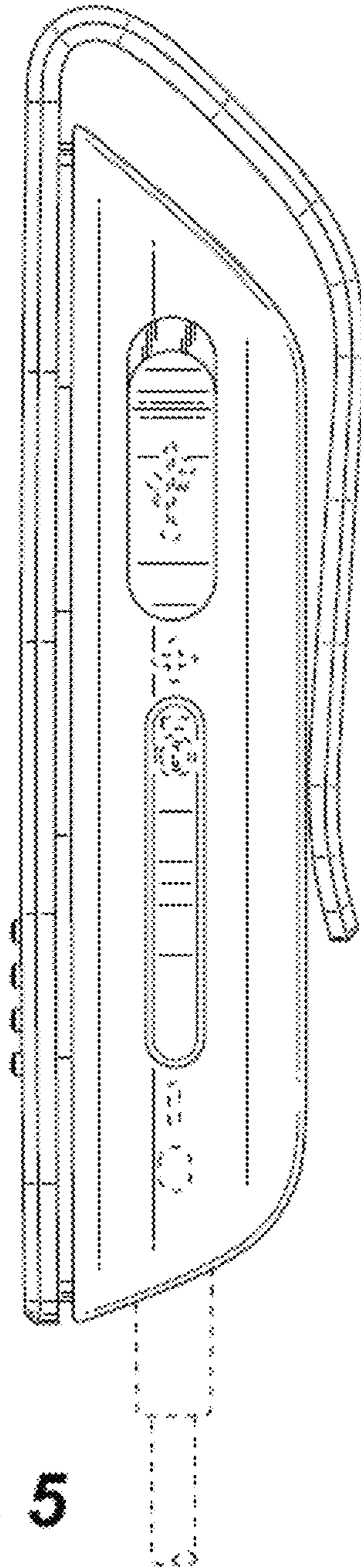


FIG. 5

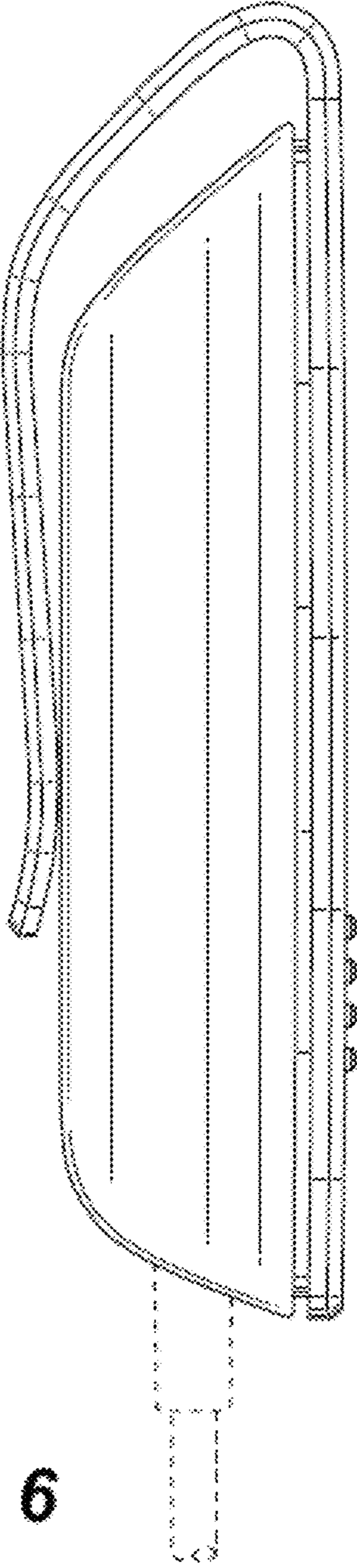


FIG. 6




FIG. 7

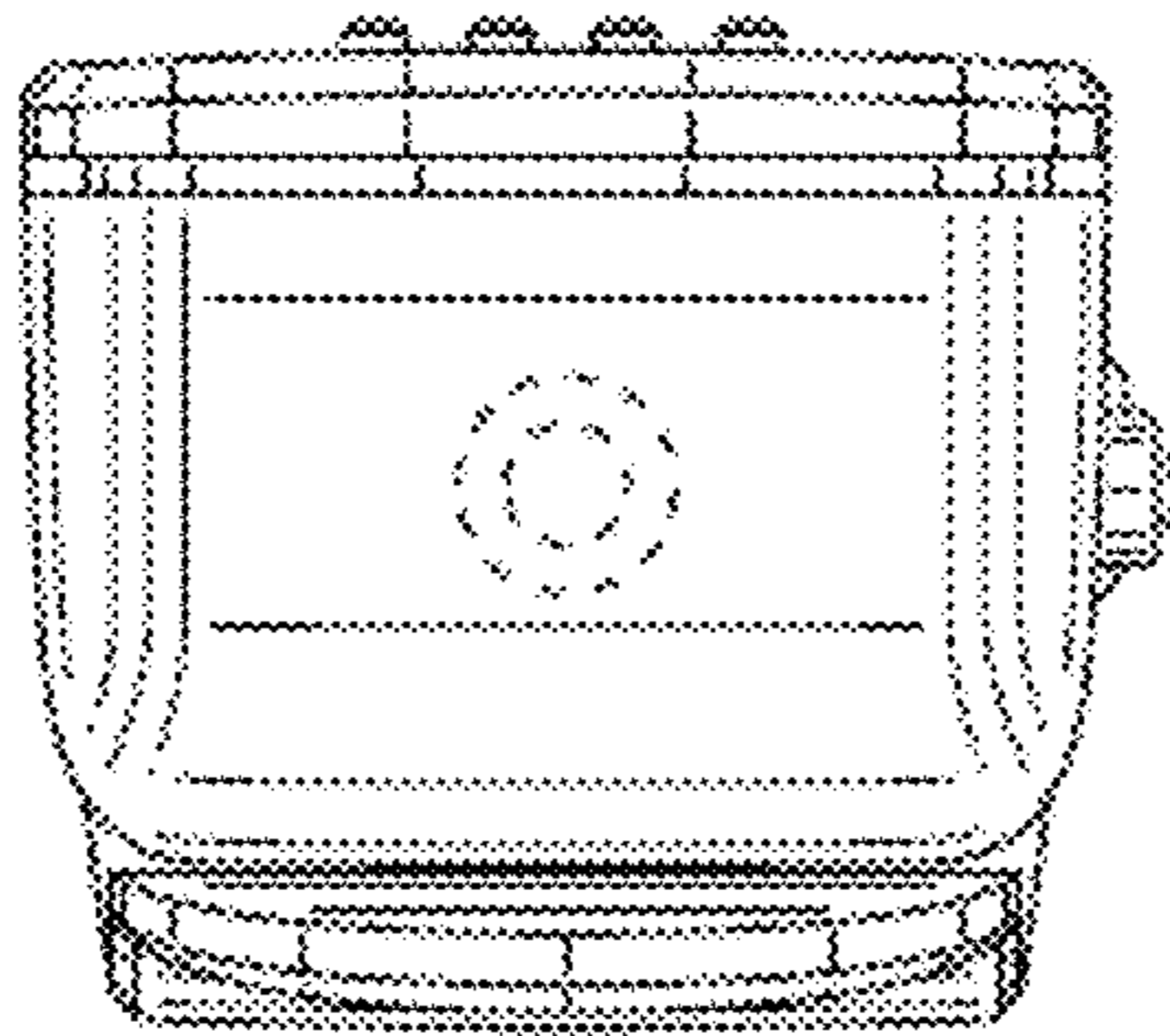


FIG. 8

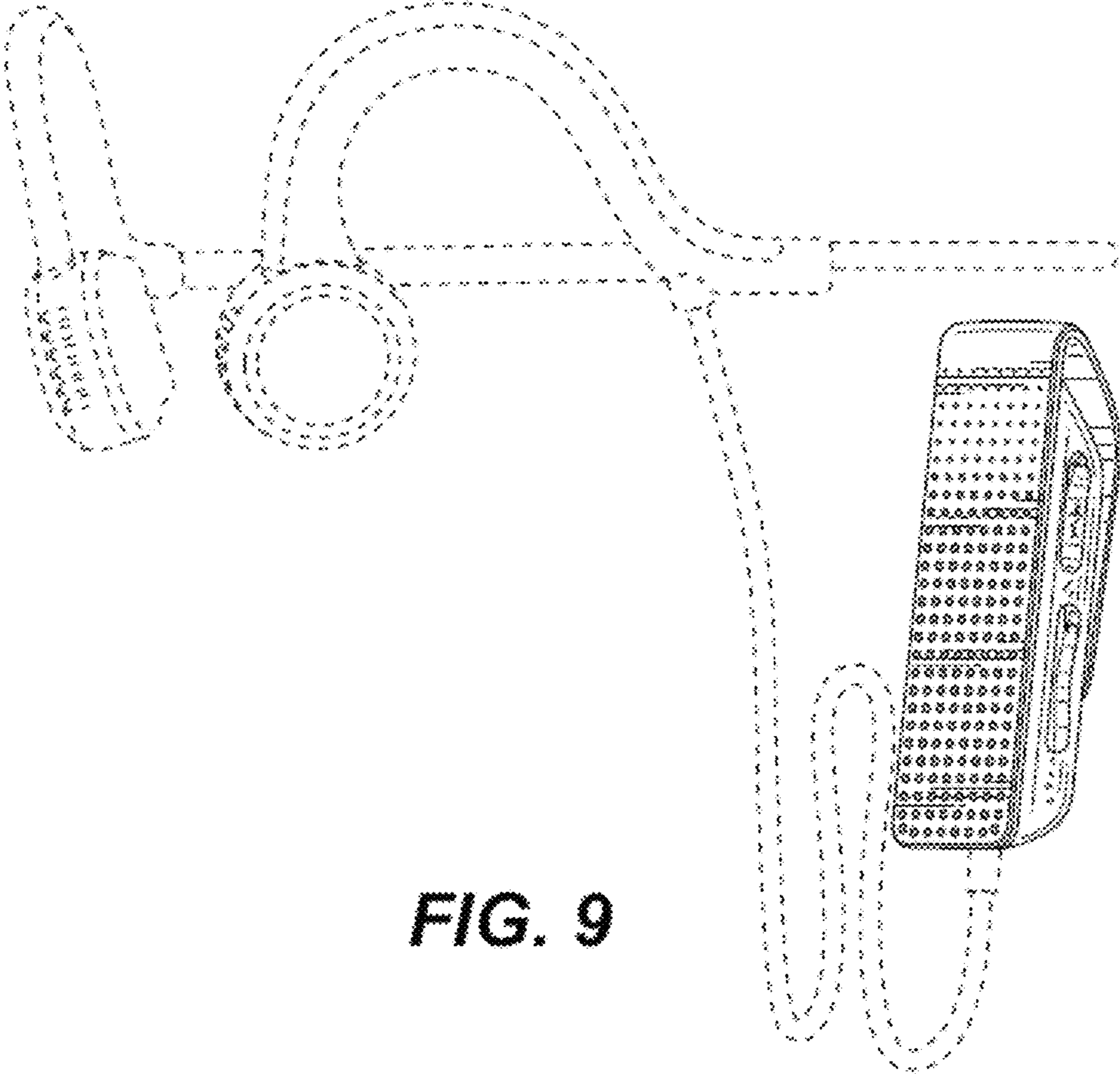


FIG. 9