



US00D853336S

(12) **United States Design Patent** (10) **Patent No.:** **US D853,336 S**
Barram (45) **Date of Patent:** **** *Jul. 9, 2019**

(54) **DESKTOP CABLE ORGANIZER** 6,360,051 B1 * 3/2002 Daoud G02B 6/3801
385/134
(71) Applicant: **Elan Barram**, Clearwater, FL (US) D488,054 S * 4/2004 Myers D8/356
D644,501 S * 9/2011 Chen D8/356
(72) Inventor: **Elan Barram**, Clearwater, FL (US) D691,878 S * 10/2013 Ganski D8/356
D774,002 S * 12/2016 Hsieh D13/155
(*) Notice: This patent is subject to a terminal dis- D799,941 S * 10/2017 Rothenberg D8/356
claimer. 2011/0147542 A1 * 6/2011 Hoek F16L 3/223
248/68.1

(**) Term: **15 Years**

* cited by examiner

(21) Appl. No.: **29/620,419**

Primary Examiner — Derrick E Holland

(22) Filed: **Dec. 2, 2016**

Assistant Examiner — Jennifer O King

(51) **LOC (11) Cl.** **13-03**

(74) *Attorney, Agent, or Firm* — Chris Tanner;

(52) **U.S. Cl.**

TannerPatent.com

USPC **D13/155**

(58) **Field of Classification Search**

(57) **CLAIM**

USPC D8/356, 394–396; D13/155, 156,
D13/120–121, 123, 133, 154, 158, 160,
D13/173, 178, 184, 199; 439/723, 752,
439/135, 149, 367

I claim the ornamental design for a desktop cable organizer,
as shown.

CPC H02G 3/32; H01R 13/6392; H01R 13/424;
H01R 13/426; H01R 13/4362; H01R
13/5213

DESCRIPTION

See application file for complete search history.


FIG. 1 is a perspective view of a desktop cable organizer;
FIG. 2 is a top plan view thereof;
FIG. 3 is a front view thereof;
FIG. 4 is a back view thereof;
FIG. 5 is a left view thereof; and,
FIG. 6 is a right view thereof.

(56) **References Cited**

1 Claim, 3 Drawing Sheets

U.S. PATENT DOCUMENTS

D209,329 S * 11/1967 Coderre et al. D8/382
6,227,502 B1 * 5/2001 Derman F16L 3/2235
248/68.1






Fig. 1




Fig. 2




Fig. 3




Fig. 4




Fig. 5




Fig. 6