

US00D853333S

(12) **United States Design Patent** (10) **Patent No.:** **US D853,333 S**
Salas et al. (45) **Date of Patent:** **** Jul. 9, 2019**

(54) **USB TYPE-C RECEPTACLE**
(71) Applicant: **Eaton Corporation**, Cleveland, OH (US)
(72) Inventors: **Luis F. Salas**, Fayetteville, GA (US); **Brandon Jeremy Rogers**, Senoia, GA (US); **Saivaraprasad Murahari**, Peachtree City, GA (US); **Sushant Dilip Raut**, Maharashtra (IN)

D436,081 S * 1/2001 Jackson D13/152
D437,922 S * 2/2001 Jackson D23/322
D451,479 S * 12/2001 Bateson D13/152
D462,056 S * 8/2002 Chung D13/137.1
D463,794 S * 10/2002 Hung D14/240
D500,755 S * 1/2005 Chung D14/240
D509,214 S * 9/2005 Chung D14/240
D515,448 S * 2/2006 Nelson D10/114.1
D542,223 S * 5/2007 Bazayev D13/139.3
D544,840 S * 6/2007 Hargreaves D13/146

(Continued)

(73) Assignee: **EATON INTELLIGENT POWER LIMITED**, Dublin (IE)

OTHER PUBLICATIONS

(**) Term: **15 Years**

“Type-C USB Charge!” found on the internet on Jan. 14, 2018 by RMS at: <https://www.topgreener.com/topgreener-type-c-usb-charger-outlet-4-8a-24w-with-15a-tamper-resistant-duplex-receptacle.html>.*

(21) Appl. No.: **29/572,982**

(Continued)

(22) Filed: **Aug. 2, 2016**

(51) **LOC (11) Cl.** **13-03**

Primary Examiner — Rhea Shields

(52) **U.S. Cl.**
USPC **D13/139.3**

(74) *Attorney, Agent, or Firm* — Eckert Seamans

(58) **Field of Classification Search**
USPC ... D13/139.1–139.8, 137.1–137.4, 147, 152, D13/154, 108, 162, 158, 146, 107, 133, D13/103, 110, 156, 169, 177; D14/433, D14/435, 140.4, 240, 137, 140.1, 383; 439/101, 131; D10/106.1; D23/322; D8/353; 174/66
CPC G06K 7/0047; H57K 7/14; H01R 3/16; H01R 13/447; H02G 3/14
See application file for complete search history.

(57) **CLAIM**

The ornamental design for a USB type-C receptacle, as shown and described.

DESCRIPTION

FIG. 1 is an isometric view of a USB type-C receptacle showing our new design;
FIG. 2 is another isometric view of a USB type-C receptacle;
FIG. 3 is a front view thereof;
FIG. 4 is a left side view thereof;
FIG. 5 is a right side view thereof;
FIG. 6 is a back view thereof;
FIG. 7 is a top view thereof; and,
FIG. 8 is a bottom thereof.

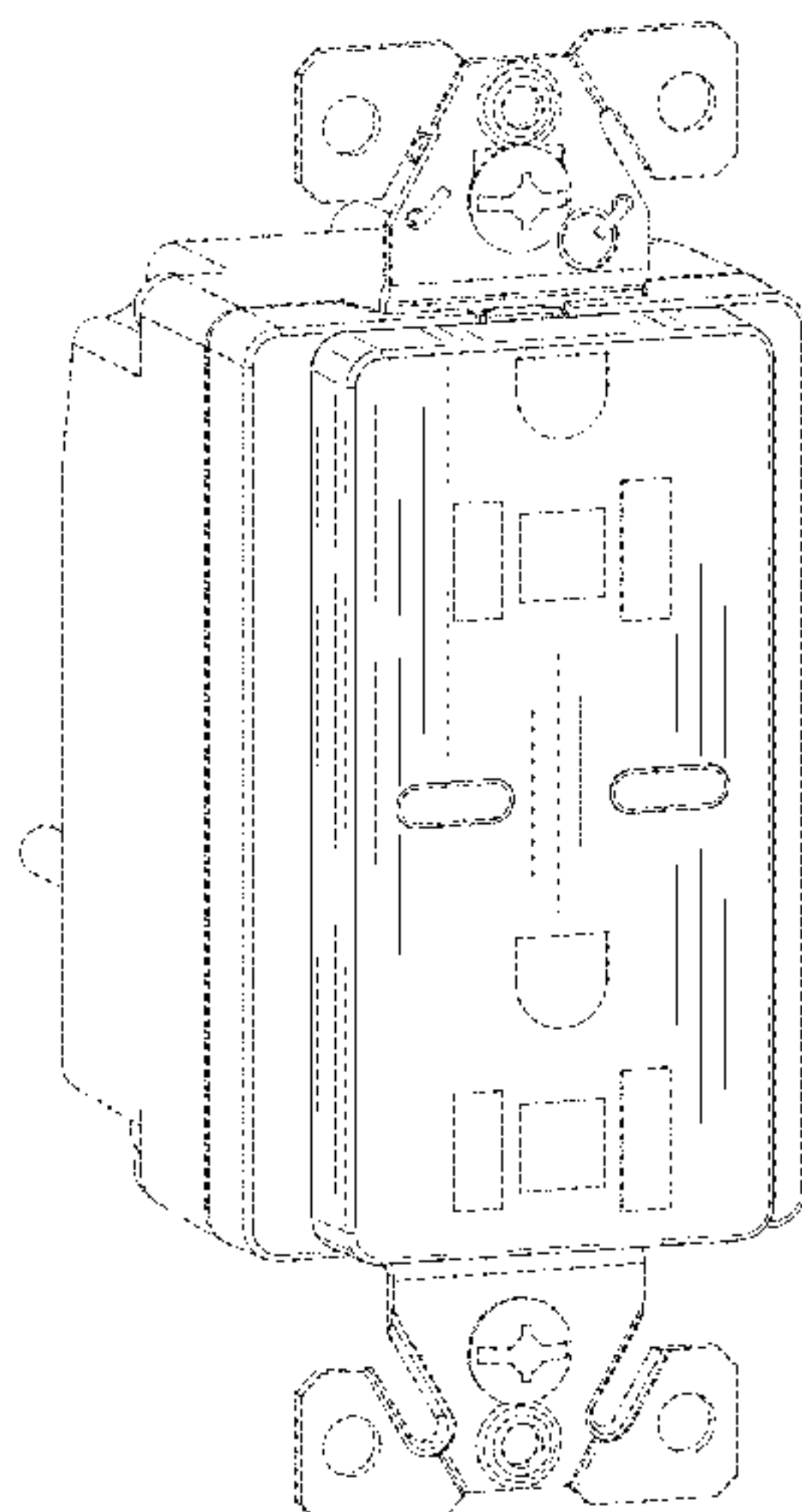
In the drawings, the broken lines are for the purpose of illustrating environment only and form no part of the claimed design.

(56) **References Cited**

U.S. PATENT DOCUMENTS

5,244,397 A * 9/1993 Anhalt G06K 7/0047
439/101
D366,849 S * 2/1996 Wilkinson D10/106.1
D401,558 S * 11/1998 Almond D13/152
D419,531 S * 1/2000 Keung D13/139.3
D425,492 S * 5/2000 Johnston D14/140.4
D425,872 S * 5/2000 Johnston D14/140.4

1 Claim, 8 Drawing Sheets



(56)

References Cited

U.S. PATENT DOCUMENTS

D545,272 S * 6/2007 Zhang D13/139.3
 D545,764 S * 7/2007 Allison D13/137.1
 D553,094 S * 10/2007 Pape D13/158
 D555,606 S * 11/2007 Pape D13/158
 D556,694 S * 12/2007 Sipe D13/152
 D558,683 S * 1/2008 Pape D13/158
 D562,115 S * 2/2008 Michaud D8/364
 D571,730 S * 6/2008 Kidman D13/139.3
 D579,880 S * 11/2008 Birmingham D13/133
 D580,740 S * 11/2008 Kidman D8/353
 7,445,513 B1 * 11/2008 Lee H01R 31/06
 439/131
 D585,838 S * 2/2009 Tiedemann D13/147
 D595,664 S * 7/2009 Simard D13/162
 D599,190 S * 9/2009 Huang D8/354
 D601,514 S * 10/2009 Lin D13/177
 7,611,364 B2 * 11/2009 Kidman H01R 13/447
 174/66
 D638,357 S * 5/2011 Sasada D13/110
 D645,443 S * 9/2011 Maruyama D14/140.1
 D646,954 S * 10/2011 Azelton D8/350
 D648,270 S * 11/2011 Jiang D13/103
 D655,267 S * 3/2012 Daniel D14/137
 D662,885 S * 7/2012 Hoffman D13/139.1
 D666,973 S * 9/2012 Junko D13/139.3
 8,294,028 B2 * 10/2012 Huang H02G 3/14
 174/66
 D677,221 S * 3/2013 McSweyn D13/108
 D680,953 S * 4/2013 Kuo D13/137.2
 D686,159 S * 7/2013 Takahashi D13/147
 D686,577 S * 7/2013 Flagello D13/152
 D689,825 S * 9/2013 Wenji D13/162
 D692,830 S * 11/2013 Junko D13/139.3
 D693,305 S * 11/2013 Kuo D13/137.2
 D693,306 S * 11/2013 Chuang D13/139.1
 D701,830 S * 4/2014 Edwards D13/107
 D702,635 S * 4/2014 Haapaniemi D13/110
 D703,139 S * 4/2014 Dodal D13/139.1
 D709,454 S * 7/2014 Takamoto D13/147
 D709,463 S * 7/2014 Junko D13/169
 D714,227 S * 9/2014 Buck D13/154
 D715,225 S * 10/2014 Mininger D13/139.4

D718,243 S * 11/2014 Scholeno D13/147
 D719,511 S * 12/2014 Dodal D13/139.1
 D719,512 S * 12/2014 Roy D13/139.6
 D719,915 S * 12/2014 McMahon D13/139.1
 D720,295 S * 12/2014 Dodal D13/139.1
 D721,330 S * 1/2015 Byrne D13/146
 D721,653 S * 1/2015 Lee D13/139.3
 D730,836 S * 6/2015 Lee D13/139.3
 D732,719 S * 6/2015 Mozdzer D13/139.1
 D733,043 S * 6/2015 Hasbrook D13/103
 D740,291 S * 10/2015 Turksu D14/433
 D742,825 S * 11/2015 Tsou D13/108
 D744,950 S * 12/2015 Murphy D13/139.1
 D744,952 S * 12/2015 Ni D13/139.3
 D751,038 S * 3/2016 Lin D13/137.2
 D754,074 S * 4/2016 DeCosta D13/139.3
 D755,128 S * 5/2016 Page D13/139.4
 D762,172 S * 7/2016 Pignotti D13/108
 9,386,718 B2 * 7/2016 Kusumi H05K 7/14
 D772,879 S * 11/2016 Eliyahu D14/433
 D775,077 S * 12/2016 Xu D13/137.2
 D776,113 S * 1/2017 Bierach D14/383
 D778,239 S * 2/2017 Ni D13/108
 D784,930 S * 4/2017 Hsu D13/147
 D791,714 S * 7/2017 Papakos D13/154
 D793,339 S * 8/2017 Dicks D13/139.1
 D793,343 S * 8/2017 Byrne D13/152
 D794,575 S * 8/2017 Mortun D13/139.1
 D795,195 S * 8/2017 Morrison D13/146
 D799,423 S * 10/2017 Eliyahu D13/108
 D799,934 S * 10/2017 Poulheim D8/353
 D804,429 S * 12/2017 Baldwin D13/156
 D804,485 S * 12/2017 Yang D14/435
 D805,479 S * 12/2017 Lin D13/137.2
 D812,009 S * 3/2018 Hayes D13/139.4
 D812,054 S * 3/2018 Bierach D14/383
 D813,818 S * 3/2018 Ni D13/137.2
 D814,420 S * 4/2018 Chen D13/137.2

OTHER PUBLICATIONS

“Type-C USB Charger” found on the internet on Jan. 14, 2018 by RMS at: <https://www.topgreener.com/type-c-usb-charger-outlet-quick-charge-3-0-.html>.*

* cited by examiner

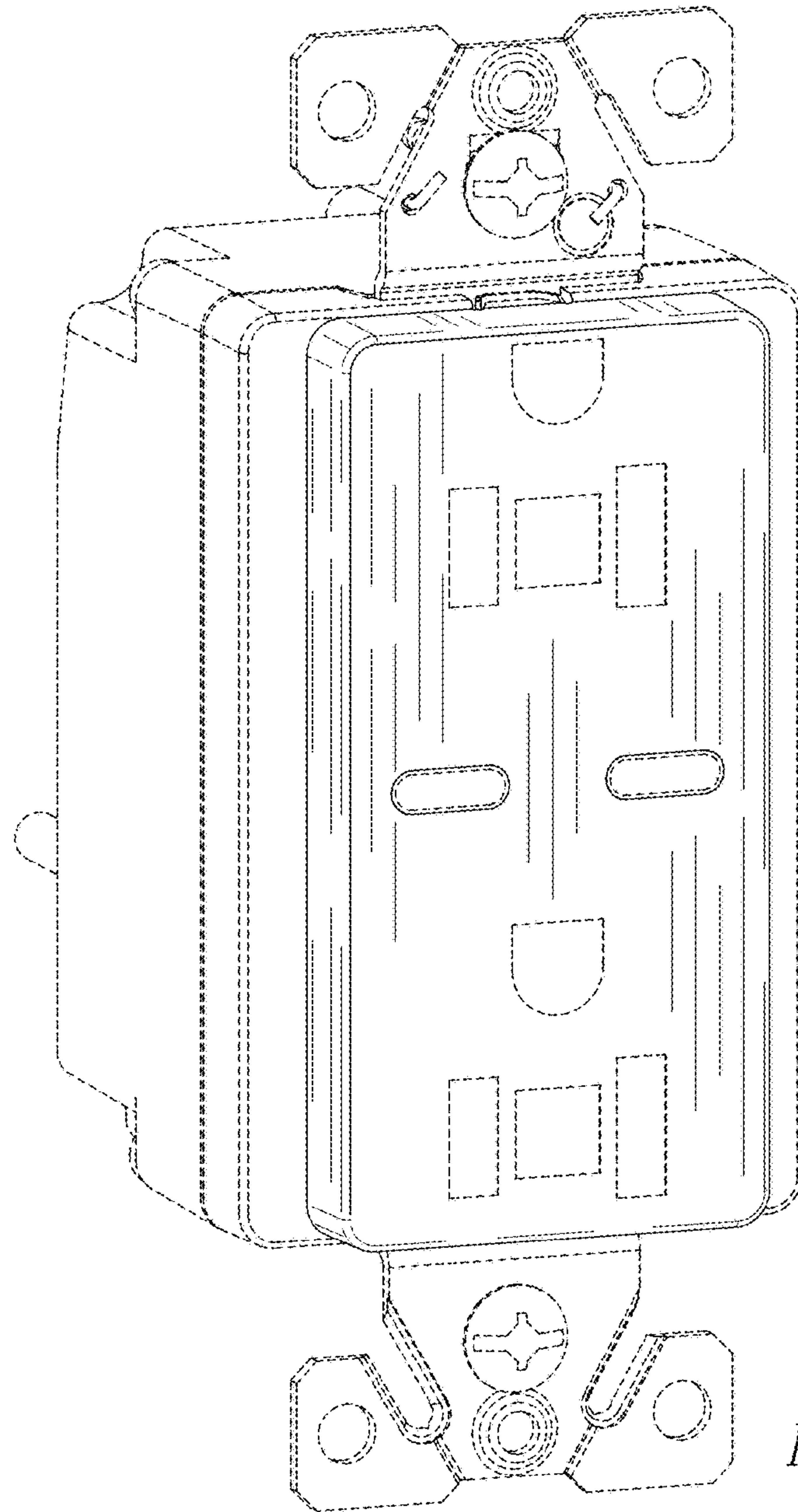
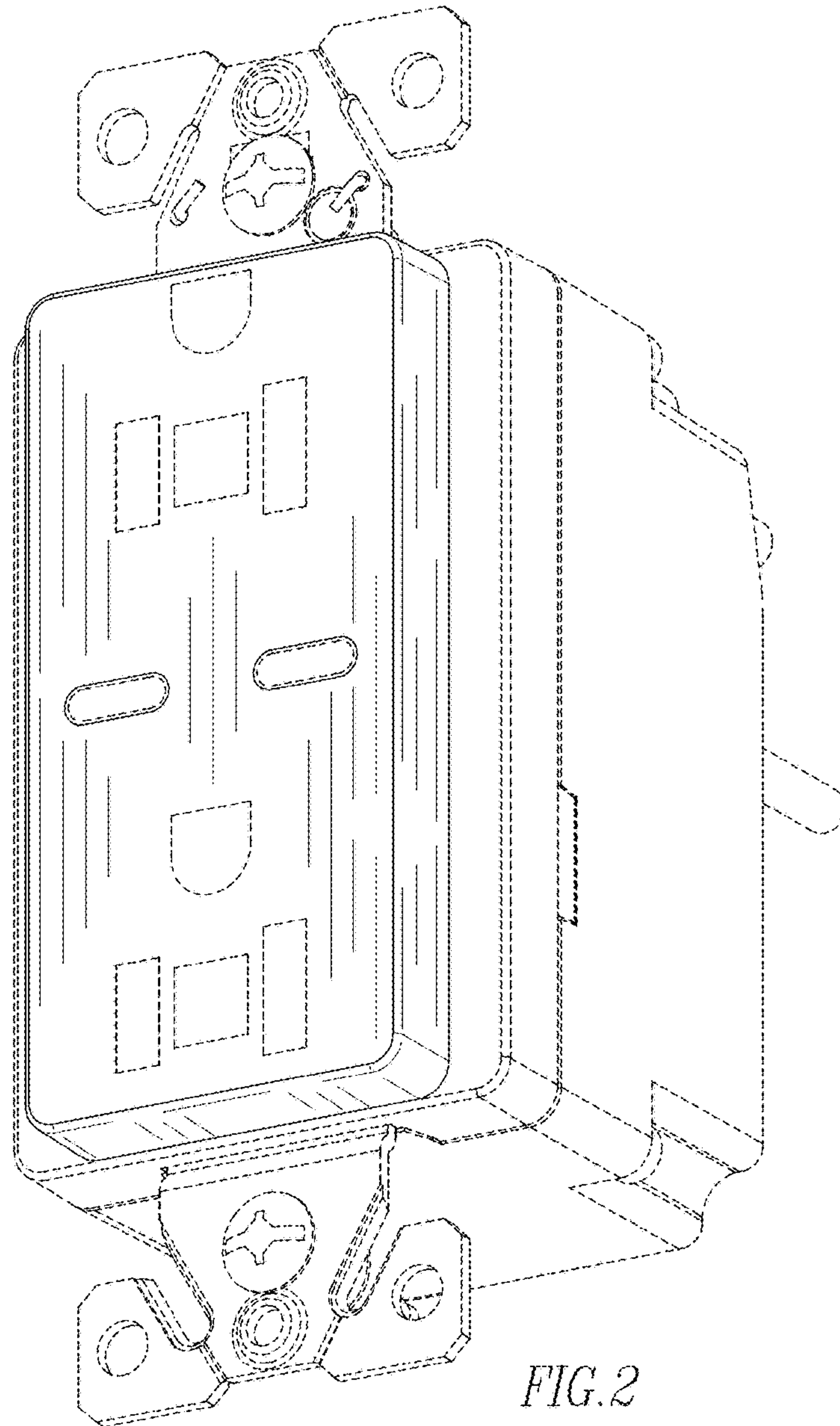


FIG.1



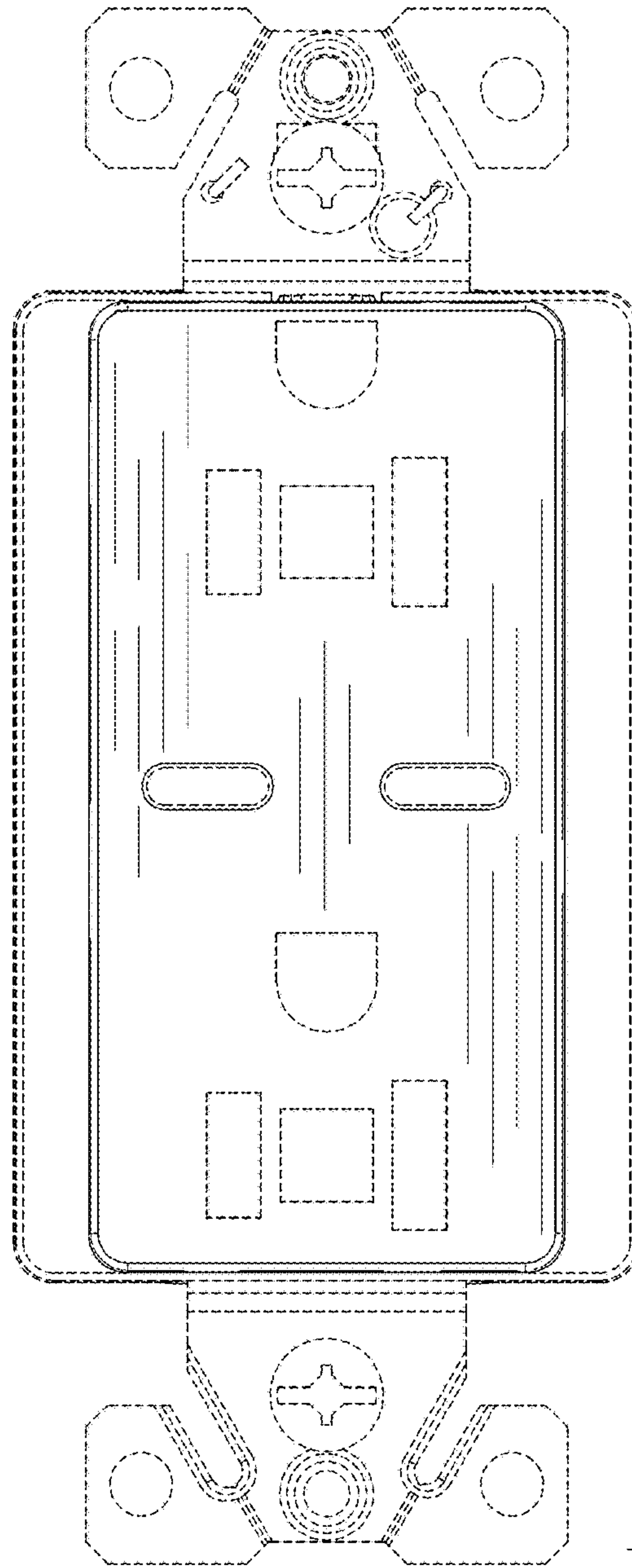


FIG. 3

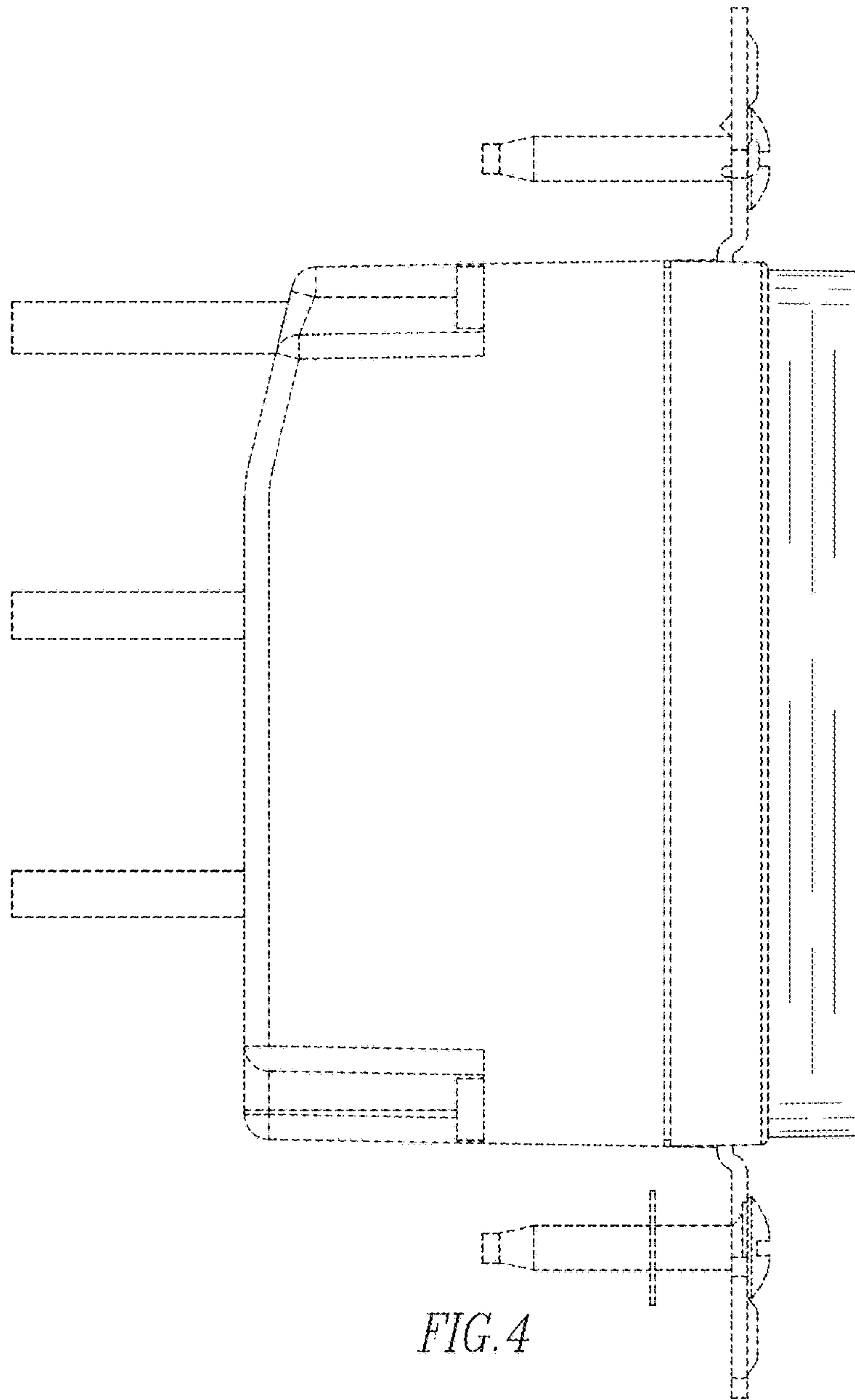


FIG. 4

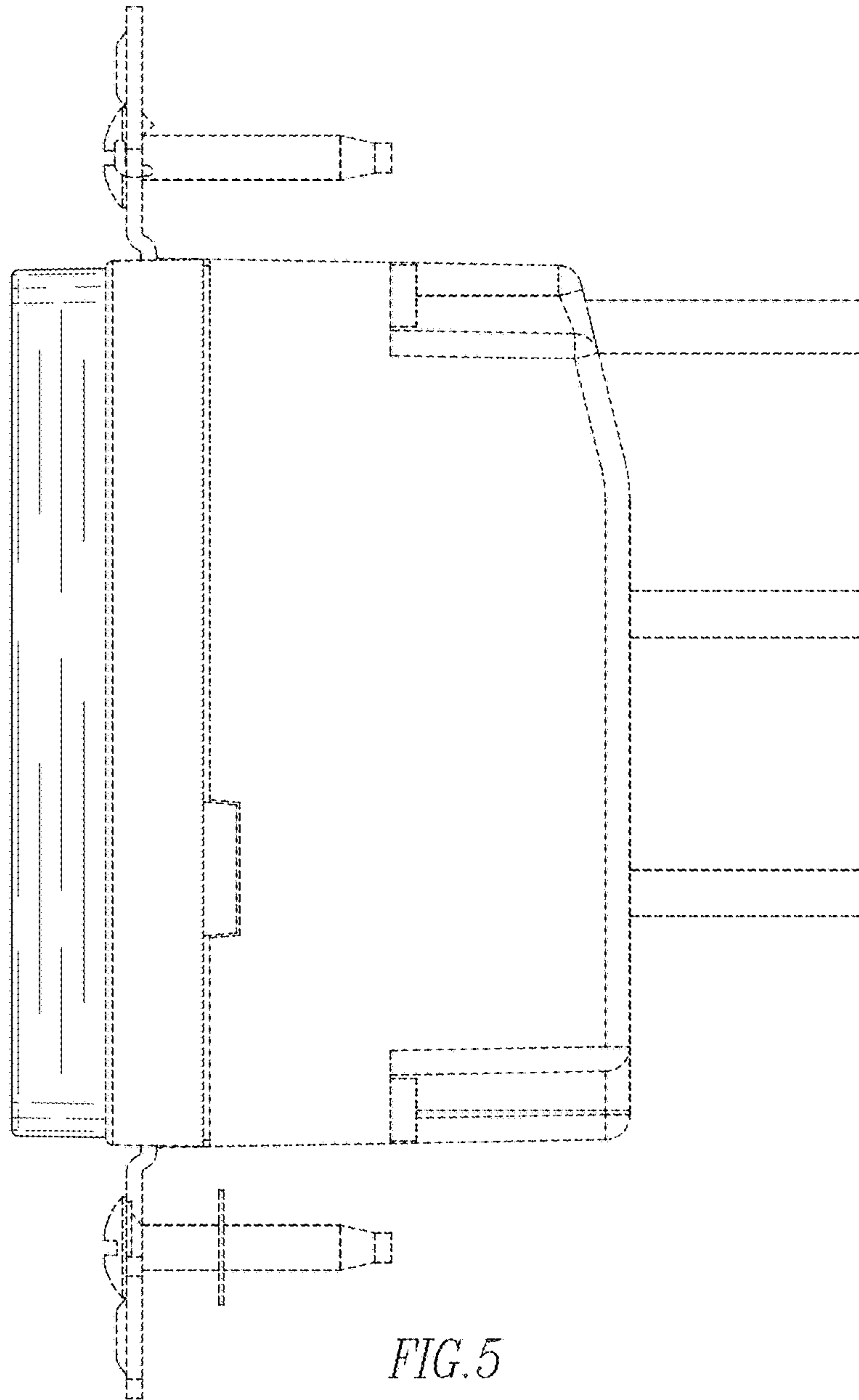


FIG. 5

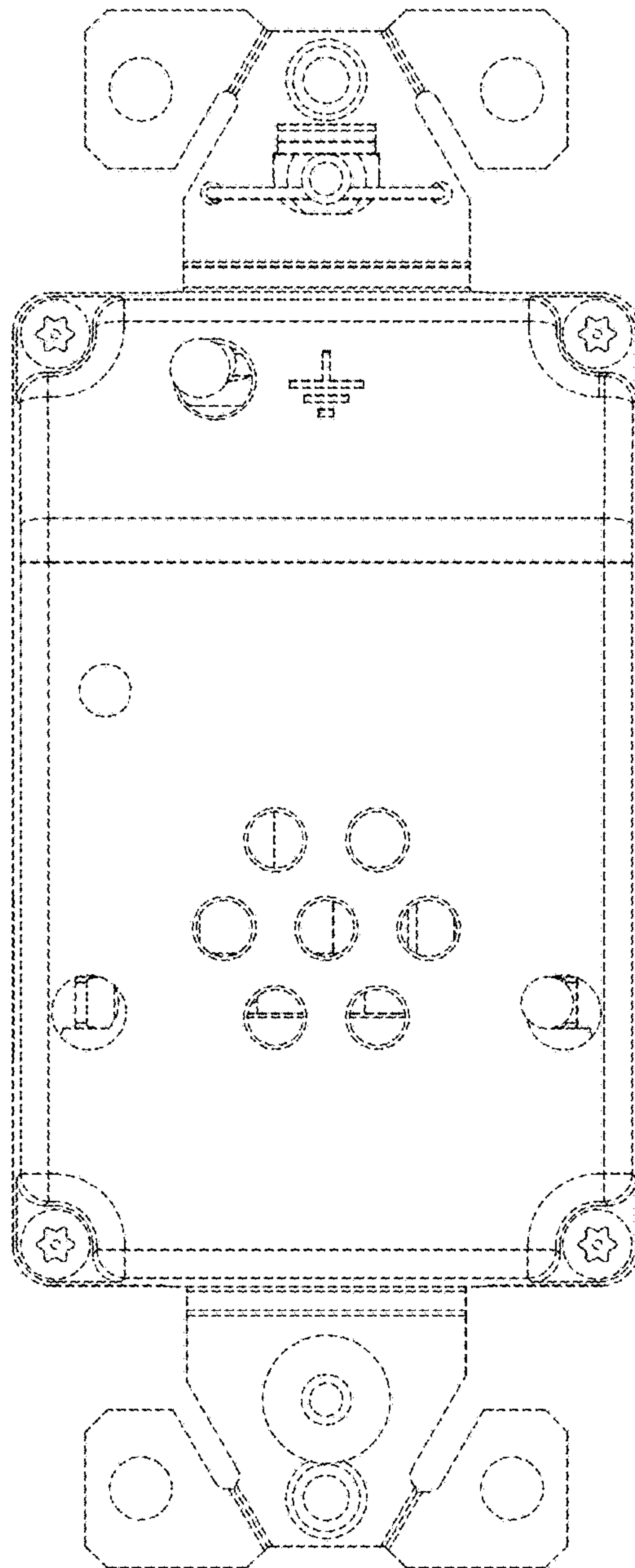


FIG. 6

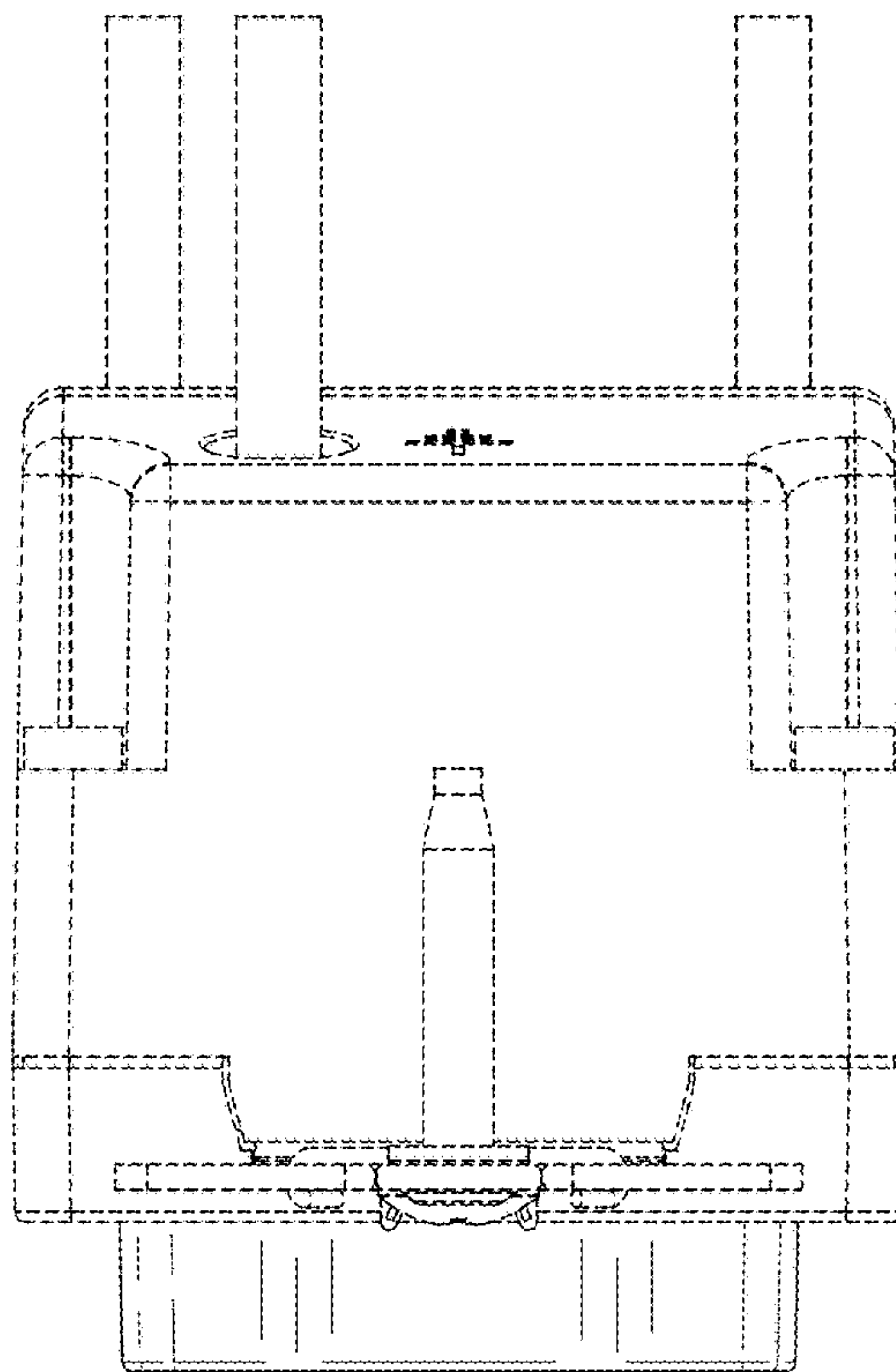


FIG. 7

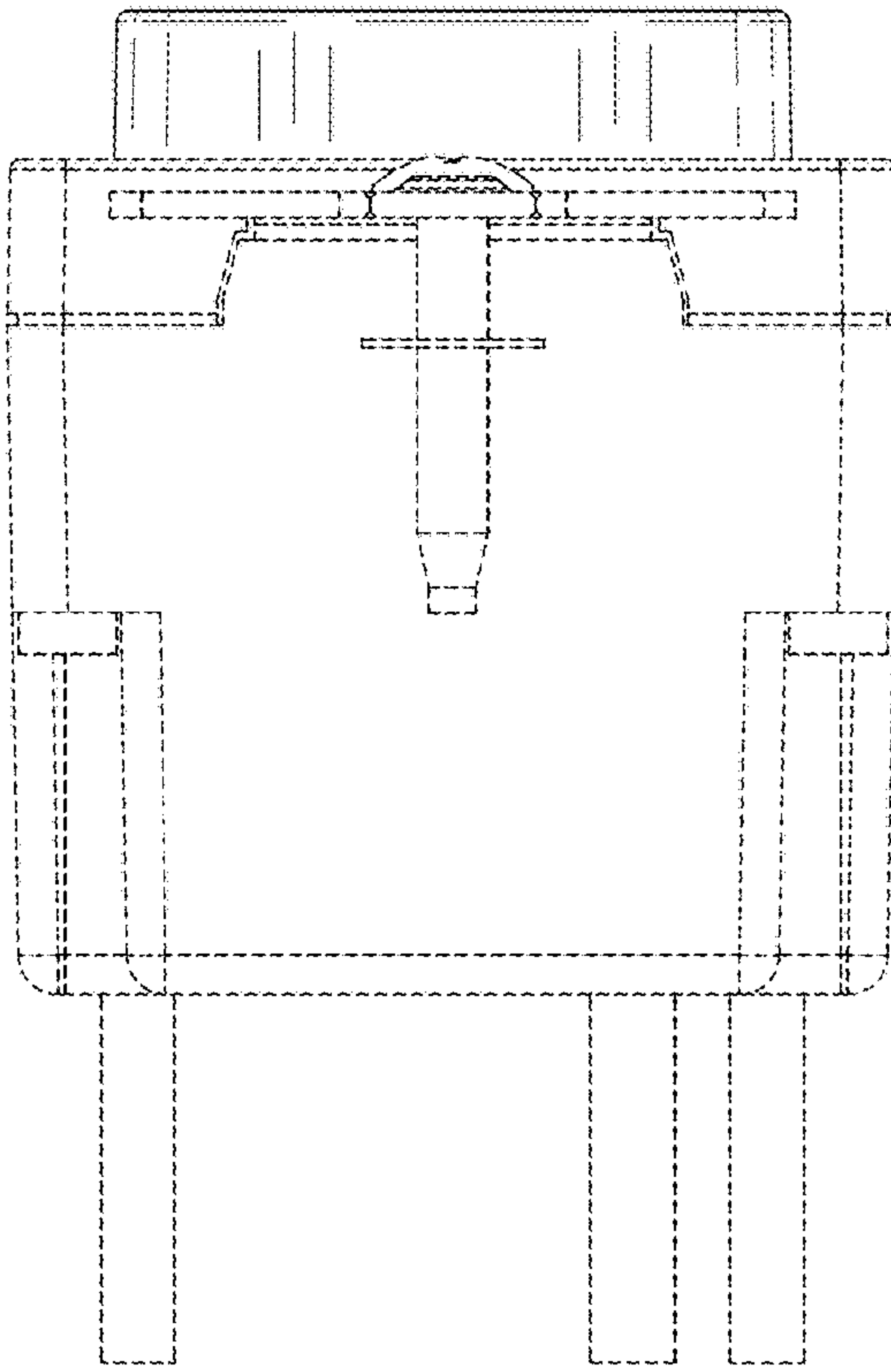


FIG. 8