



US00D853322S

(12) **United States Design Patent** (10) **Patent No.:** **US D853,322 S**
Xu (45) **Date of Patent:** **** Jul. 9, 2019**

- (54) **PORTABLE POWER BANK**
- (71) Applicant: **ShenZhen ORICO Technologies Co., Ltd**, Shenzhen (CN)
- (72) Inventor: **Yeyou Xu**, Shenzhen (CN)
- (73) Assignee: **Shenzhen ORICO Technologies Co., Ltd.**, Shenzhen (CN)
- (**) Term: **15 Years**
- (21) Appl. No.: **29/609,024**
- (22) Filed: **Jun. 27, 2017**
- (51) **LOC (11) Cl.** **13-02**
- (52) **U.S. Cl.**
USPC **D13/108; D13/103**
- (58) **Field of Classification Search**
USPC D13/107-110, 118-119, 184, 199, 103;
D14/251, 253, 432, 434
CPC Y02E 60/12; Y02T 90/14; Y02T 90/122;
Y02T 90/128; Y02T 90/163; H02J 7/025;
H02J 7/0042; H02J 7/0044; H02J 7/0045;
H02J 7/0003; H01F 38/14; H01R
13/6675; H01M 2/1022; H01M 2/1055;
H01M 10/44; H01M 10/46; H01M
10/425; B60L 11/182
See application file for complete search history.

D733,043 S *	6/2015	Hasbrook	D13/103
D733,051 S *	6/2015	Wang	D13/103
D762,169 S *	7/2016	Lei	D13/108
D762,170 S *	7/2016	Lei	D13/108
D769,188 S *	10/2016	Miller	D13/107
D787,443 S *	5/2017	Chiang	D13/110
D797,044 S *	9/2017	Miller	D13/108
D812,000 S *	3/2018	Li	D13/108
D814,405 S *	4/2018	Hahn	D13/107
D824,328 S *	7/2018	Liu	D13/108
D826,854 S *	8/2018	Roberts	D13/108
D827,569 S *	9/2018	Roberts	D13/108

* cited by examiner

Primary Examiner — Rosemary K Tarcza
(74) *Attorney, Agent, or Firm* — Wayne & Ken, LLC;
Tony Hom

(57) **CLAIM**

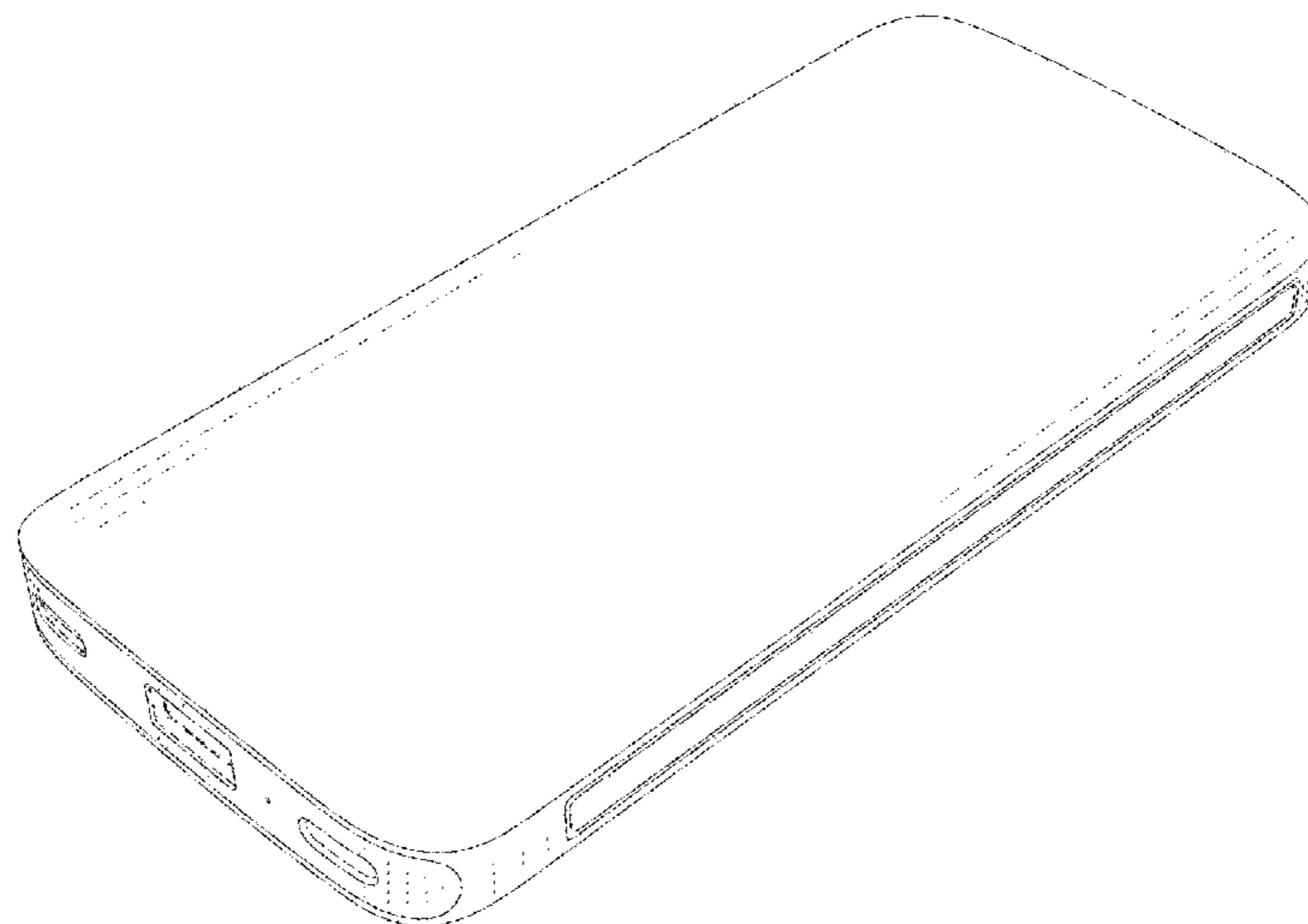
The ornamental design for a portable power bank, as shown and described.

DESCRIPTION

FIG. 1 is a perspective view of a portable power bank showing my new design;
FIG. 2 is a front side view thereof;
FIG. 3 is a back side view thereof;
FIG. 4 is a left side view thereof;
FIG. 5 is a right side elevational view thereof;
FIG. 6 is a top plan view thereof; and,
FIG. 7 is a bottom view thereof.
The broken lines in the drawings are for the purpose of illustrating portions of the portable power bank which form no part of the claimed design.

1 Claim, 7 Drawing Sheets

- (56) **References Cited**
U.S. PATENT DOCUMENTS
D667,788 S * 9/2012 Mai D13/110
D713,786 S * 9/2014 Wen D13/103
D715,219 S * 10/2014 Cepass D13/103



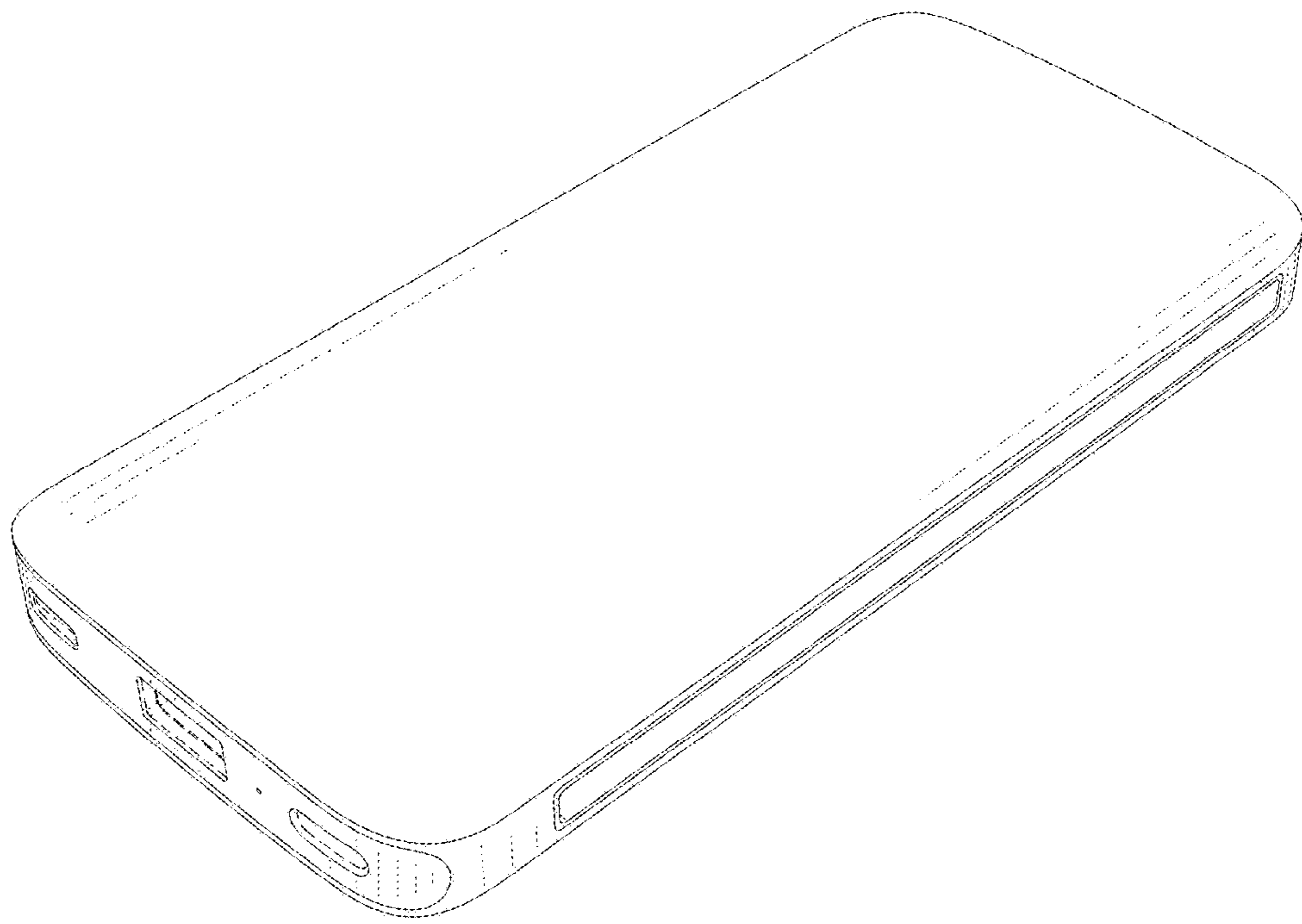


FIG .1




FIG .2




FIG .3




FIG .4




FIG .5

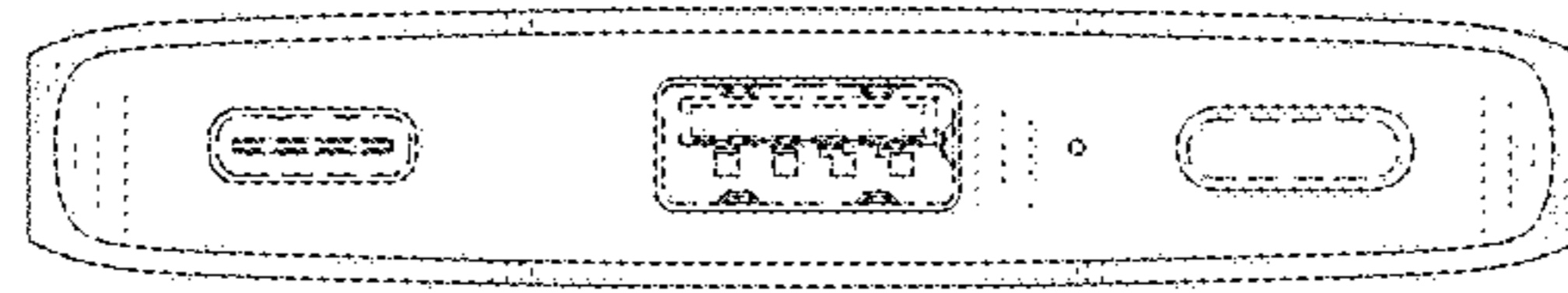


FIG .6




FIG .7