



US00D853293S

(12) **United States Design Patent** (10) **Patent No.:** **US D853,293 S**
Héroux et al. (45) **Date of Patent:** **** Jul. 9, 2019**

(54) **DOOR PANEL FOR VEHICLE**
(71) Applicant: **Volvo Group Canada Inc.,**
Sainte-Claire (CA)
(72) Inventors: **Christian Héroux,** Saint-Constant
(CA); **François Trépanier,** Québec
(CA); **Luc Bourgeois,** Laval (CA)
(73) Assignee: **Volvo Group Canada Inc.,**
Sainte-Claire Quebec (CA)
(**) Term: **15 Years**
(21) Appl. No.: **29/654,786**
(22) Filed: **Jun. 27, 2018**
(51) **LOC (11) Cl.** **12-16**
(52) **U.S. Cl.**
USPC **D12/196**
(58) **Field of Classification Search**
USPC D12/86, 88, 90, 91, 93, 96, 97, 173, 181,
D12/196, 400; D21/424, 425, 433-434;
296/180.1, 180.2, 180.3, 91; 280/727,
280/770
CPC B62D 25/00; B62D 25/02; B62D 33/06;
B62D 25/10; B62D 33/0612
See application file for complete search history.

(56) **References Cited**
U.S. PATENT DOCUMENTS
D376,562 S * 12/1996 Sealy D12/84
D617,236 S * 6/2010 Counts D12/84
D704,595 S * 5/2014 Streicher D12/84
D717,210 S * 11/2014 Wang D12/84


D721,297 S * 1/2015 Zhang D12/84
D721,298 S * 1/2015 Li D12/84
D742,789 S * 11/2015 Cortina Ullate D12/84
D774,942 S * 12/2016 Jing D12/84
D774,944 S * 12/2016 Guo D12/84
D786,736 S * 5/2017 Besson D12/84
D799,380 S * 10/2017 Cosme D12/96
D810,622 S * 2/2018 Lian D12/84
D816,549 S * 5/2018 Iparraguirre D12/84
D817,242 S * 5/2018 Anderson D12/196
D825,391 S * 8/2018 Von Holzhausen D12/96
D826,816 S * 8/2018 Lokers D12/196
D837,690 S * 1/2019 Lian D12/84
2014/0238761 A1 * 8/2014 He B62D 35/02
180/89.12

* cited by examiner
Primary Examiner — Ian Simmons
Assistant Examiner — Yolanda Robinson
(74) *Attorney, Agent, or Firm* — Tucker Ellis LLP

(57) **CLAIM**
The ornamental design for a door panel for vehicle, as shown and described.

DESCRIPTION
FIG. 1 is a perspective view of a door panel for vehicle showing our new design;
FIG. 2 is a front view thereof;
FIG. 3 is a rear view thereof;
FIG. 4 is a left side view thereof;
FIG. 5 is a right side view thereof;
FIG. 6 is a top view thereof; and,
FIG. 7 is a bottom view thereof.

1 Claim, 6 Drawing Sheets






FIG. 1




FIG. 2




FIG. 3

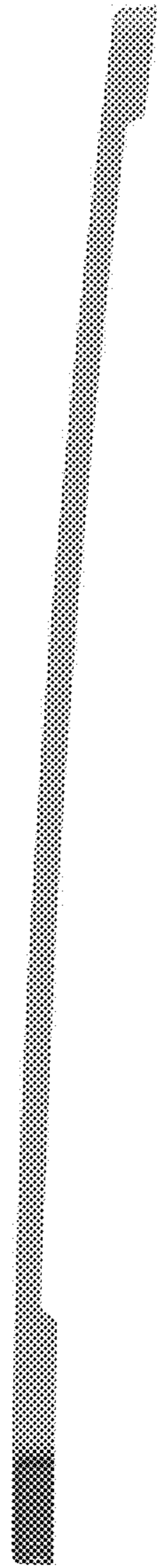


FIG. 4

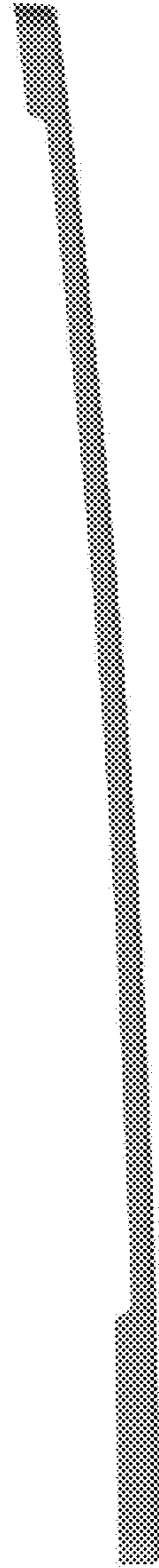


FIG. 5




FIG. 6

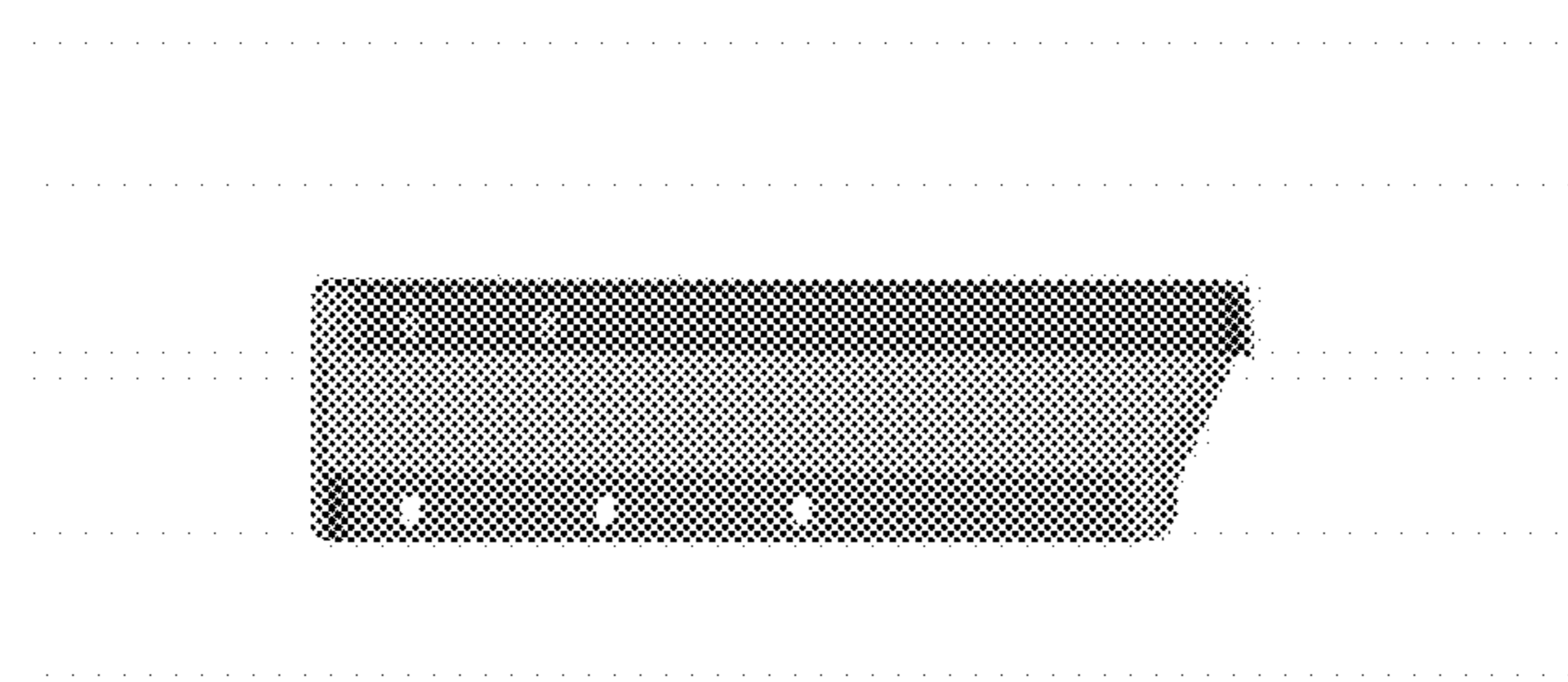


FIG. 7