



US00D853291S

(12) **United States Design Patent** (10) **Patent No.:** **US D853,291 S**
Maurer (45) **Date of Patent:** **** Jul. 9, 2019**

(54) **STEERING WHEEL FOR MOTOR VEHICLE**

FOREIGN PATENT DOCUMENTS

(71) Applicant: **Dr. Ing. h.c. F. Porsche**
Aktiengesellschaft, Stuttgart (DE)

DE 402012100256-0001 * 5/2012
EM 001196224-0001 * 3/2010
IN 230724-0001 * 4/2011
KR 300862995.0000 * 8/2016
KR 300870886.0000 * 9/2016

(72) Inventor: **Ernst-Martin Maurer, Stuttgart (DE)**

(73) Assignee: **Dr. Ing. h.c. F. Porsche**
Aktiengesellschaft (DE)

OTHER PUBLICATIONS

(**) Term: **15 Years**

<https://www.porsche.com/usa/models/911/911-carrera-models/> Available Dec. 16, 2018 (Year: 2018).*

(21) Appl. No.: **29/615,428**

* cited by examiner

(22) Filed: **Aug. 29, 2017**

Primary Examiner — Leanne Was-Englehart

(30) **Foreign Application Priority Data**

(74) *Attorney, Agent, or Firm* — RatnerPrestia

Mar. 1, 2017 (DE) 40 2017 100 251

(51) **LOC (11) Cl.** **12-16**

(52) **U.S. Cl.**
USPC **D12/176**

(58) **Field of Classification Search**
USPC D12/175, 176
CPC B60R 21/203; B60R 21/05; B62D 1/04
See application file for complete search history.

(57) **CLAIM**

The ornamental design for a steering wheel for motor vehicle, as shown and described.

(56) **References Cited**

DESCRIPTION

U.S. PATENT DOCUMENTS

D514,485 S 2/2006 Juraschek et al.
D635,069 S * 3/2011 Klein D12/176
D696,992 S * 1/2014 Pohanka D12/176
D706,187 S * 6/2014 Tilscher D12/176
9,104,225 B2 3/2015 Pohanka
D770,342 S * 11/2016 Pohanka D12/176
D789,261 S * 6/2017 Goedecke D12/176
D797,020 S * 9/2017 Kazita D12/176
D822,559 S * 7/2018 Boyes D12/176

FIG. 1 is a front perspective view of a steering wheel for motor vehicle;
FIG. 2 is a front elevation view thereof;
FIG. 3 is a rear elevation view thereof;
FIG. 4 is a left side elevation view thereof;
FIG. 5 is a right side elevation view thereof;
FIG. 6 is a top plan view thereof;
FIG. 7 is a bottom plan view thereof; and,
FIG. 8 is a rear perspective view thereof.

The broken line showing of the steering wheel for motor vehicle is for the purpose of illustrating portions of the steering wheel for motor vehicle and forms no part of the claimed design.

1 Claim, 8 Drawing Sheets





FIG. 1



FIG. 2



FIG. 3




FIG. 4




FIG. 5




FIG. 6




FIG. 7



FIG. 8