



US00D853290S

(12) **United States Design Patent** (10) **Patent No.:** **US D853,290 S**
Helmstetter et al. (45) **Date of Patent:** **** Jul. 9, 2019**

- (54) **VEHICLE STEERING WHEEL**
- (71) Applicant: **TRW Automotive Safety Systems GmbH, Aschaffenburg (DE)**
- (72) Inventors: **Matthias Helmstetter, Aschaffenburg (DE); Guido Hirzmann, Sailauf (DE); Marc Schledorn, Aschaffenburg (DE); Andreas Kurbos, Leonberg (DE)**
- (73) Assignee: **TRW AUTOMOTIVE SAFETY SYSTEMS GMBH, Aschaffenburg (DE)**
- (**) Term: **15 Years**
- (21) Appl. No.: **29/616,736**
- (22) Filed: **Sep. 8, 2017**
- (51) **LOC (11) Cl.** **12-16**
- (52) **U.S. Cl.**
USPC **D12/175**
- (58) **Field of Classification Search**
USPC D12/174, 175, 176, 177, 192, 196
CPC . B60R 21/203; B60R 21/215; B60R 21/2155;
B60R 2021/21543; B62D 1/046; B60Q
1/0082; B60Q 1/343
See application file for complete search history.

9,650,009	B2 *	5/2017	Bana Castro	B60R 21/203
D811,296	S *	2/2018	Cadalore	D12/177
D824,302	S *	7/2018	Cadalore	D12/177
D824,826	S *	8/2018	Cadalore	D12/177
D825,418	S *	8/2018	Cadalore	D12/177
D826,117	S *	8/2018	Cadalore	D12/177

* cited by examiner

Primary Examiner — Susan Bennett Hattan

Assistant Examiner — Suzanne E Tisdell

(74) *Attorney, Agent, or Firm* — Tarolli, Sundheim, Covell & Tummino LLP

(57) **CLAIM**

The ornamental design for a vehicle steering wheel, as shown and described.

DESCRIPTION

FIG. 1 is a front-top perspective view of a vehicle steering wheel illustrating our new design, according to a first embodiment.

FIG. 2 is a front view of a vehicle steering wheel illustrating our new design, according to the first embodiment.

FIG. 3 is a rear view of a vehicle steering wheel illustrating our new design, according to the first embodiment.

FIG. 4 is a right side view of a vehicle steering wheel illustrating our new design, according to the first embodiment.

FIG. 5 is a left side view of a vehicle steering wheel illustrating our new design, according to the first embodiment.

FIG. 6 is a top view of a vehicle steering wheel illustrating our new design, according to the first embodiment; and,

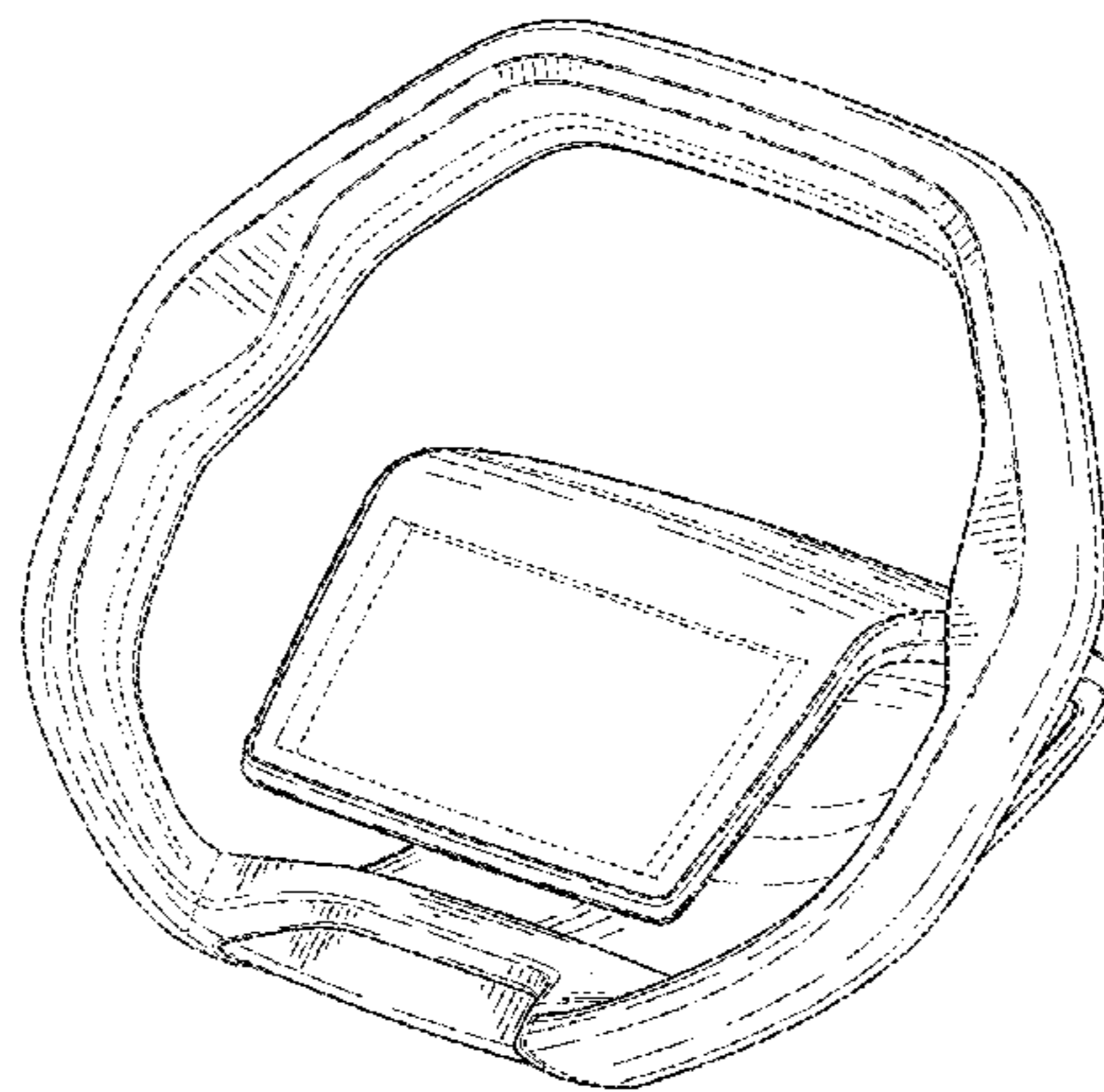
FIG. 7 is a bottom view of a vehicle steering wheel illustrating our new design, according to the first embodiment. The broken lines in the drawings represent unclaimed environment only and form no part of the claimed design.

(56) **References Cited**

U.S. PATENT DOCUMENTS

D346,997	S *	5/1994	Kurtis	D12/176
9,090,282	B2 *	7/2015	Salvini	B62D 1/065
D749,106	S *	2/2016	Lisseman	B62D 1/046
					D14/486
9,421,993	B2 *	8/2016	Spaggiari	B62D 1/046
9,511,790	B2 *	12/2016	Spaggiari	B62D 1/046
D775,563	S *	1/2017	Shan	D12/192

1 Claim, 7 Drawing Sheets



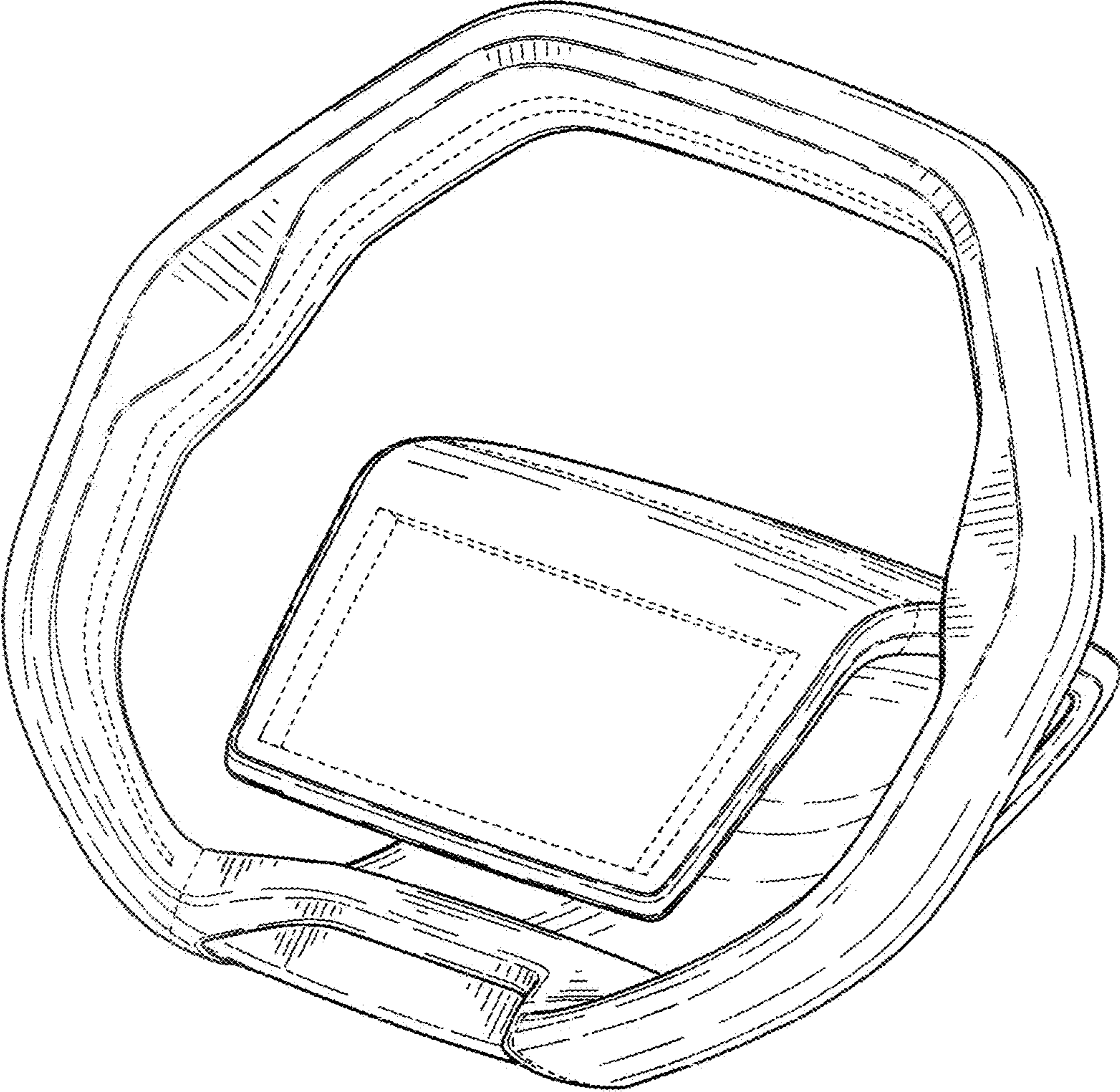


Fig. 1

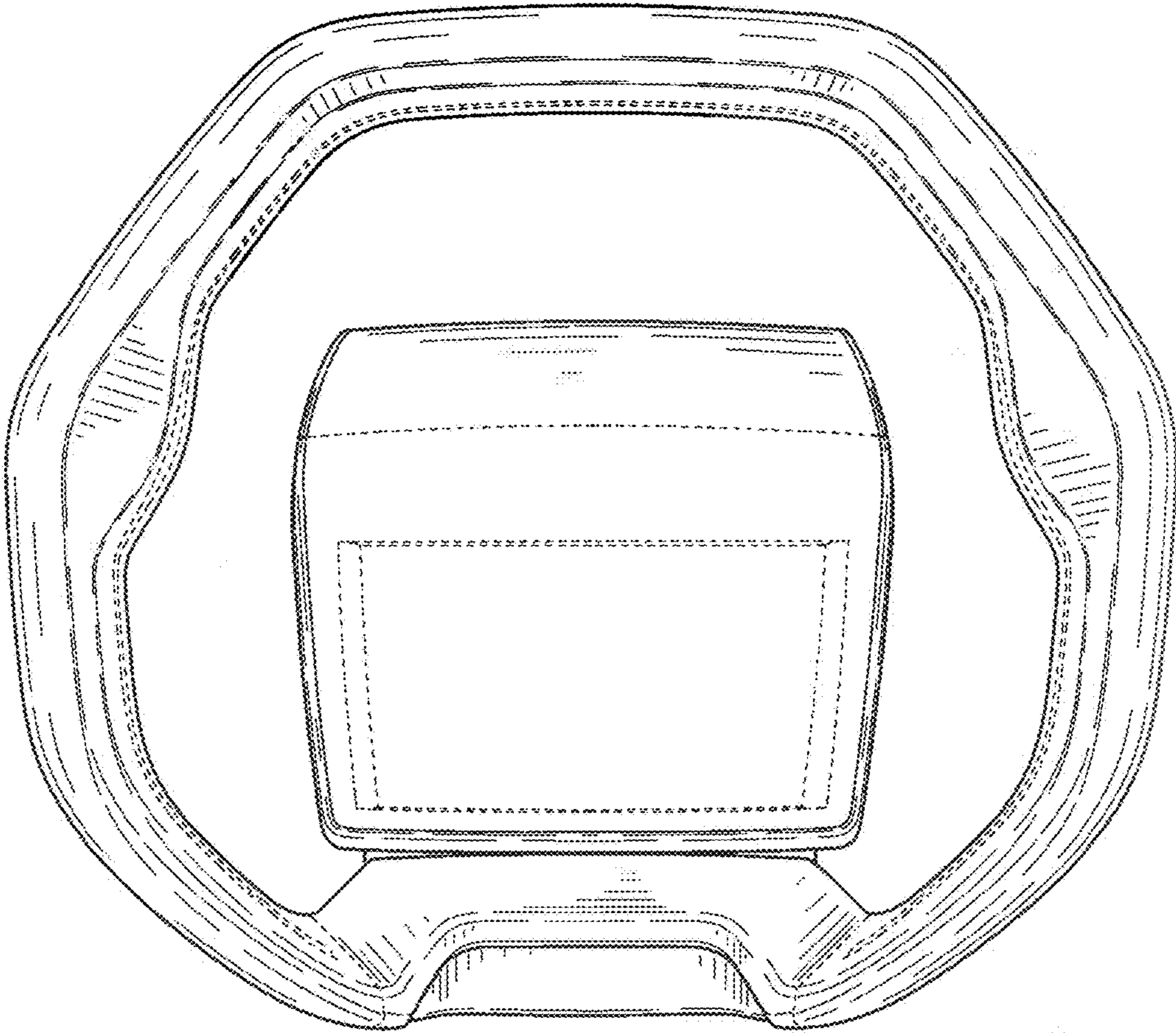


Fig. 2

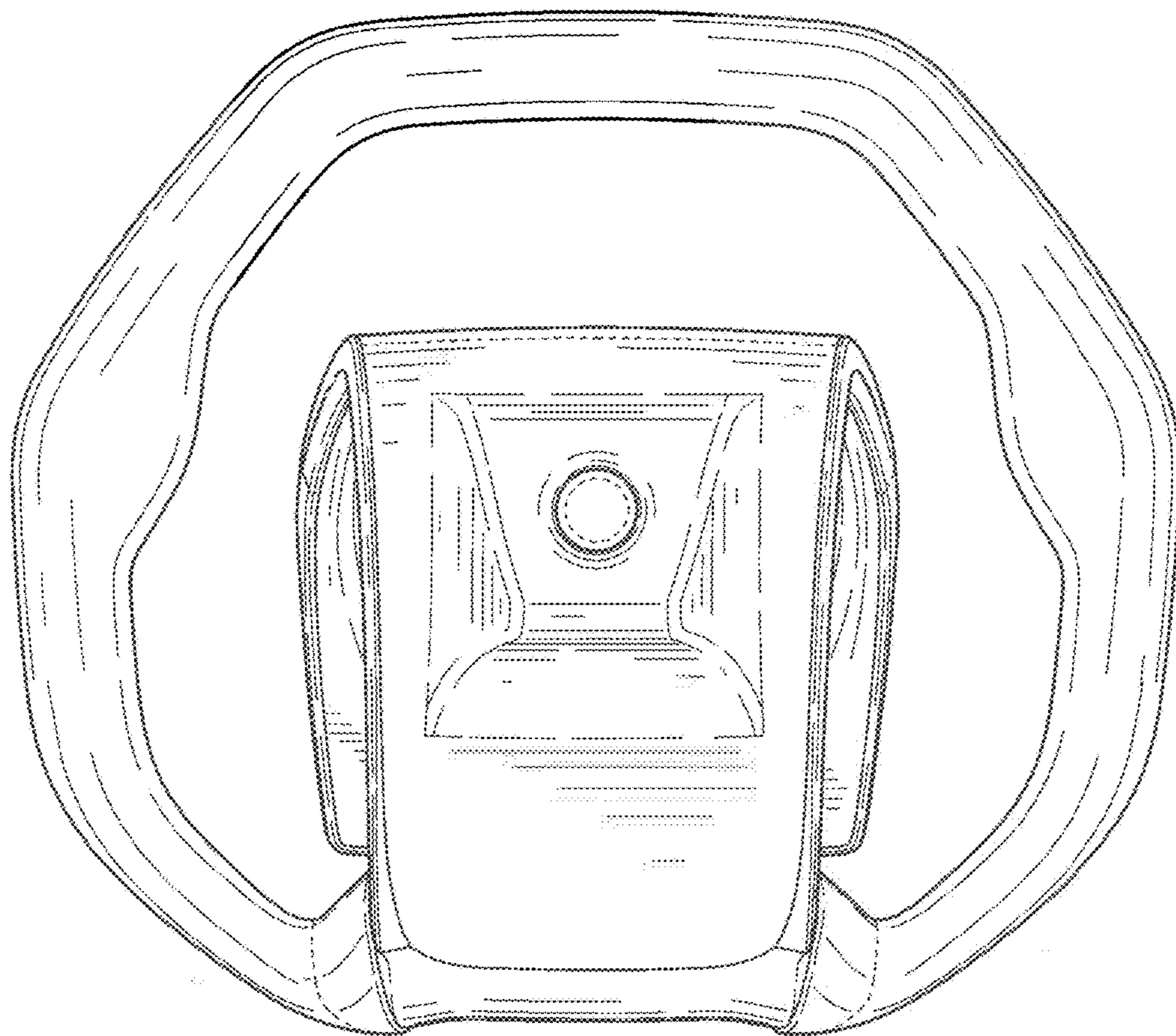


Fig. 3




Fig. 4

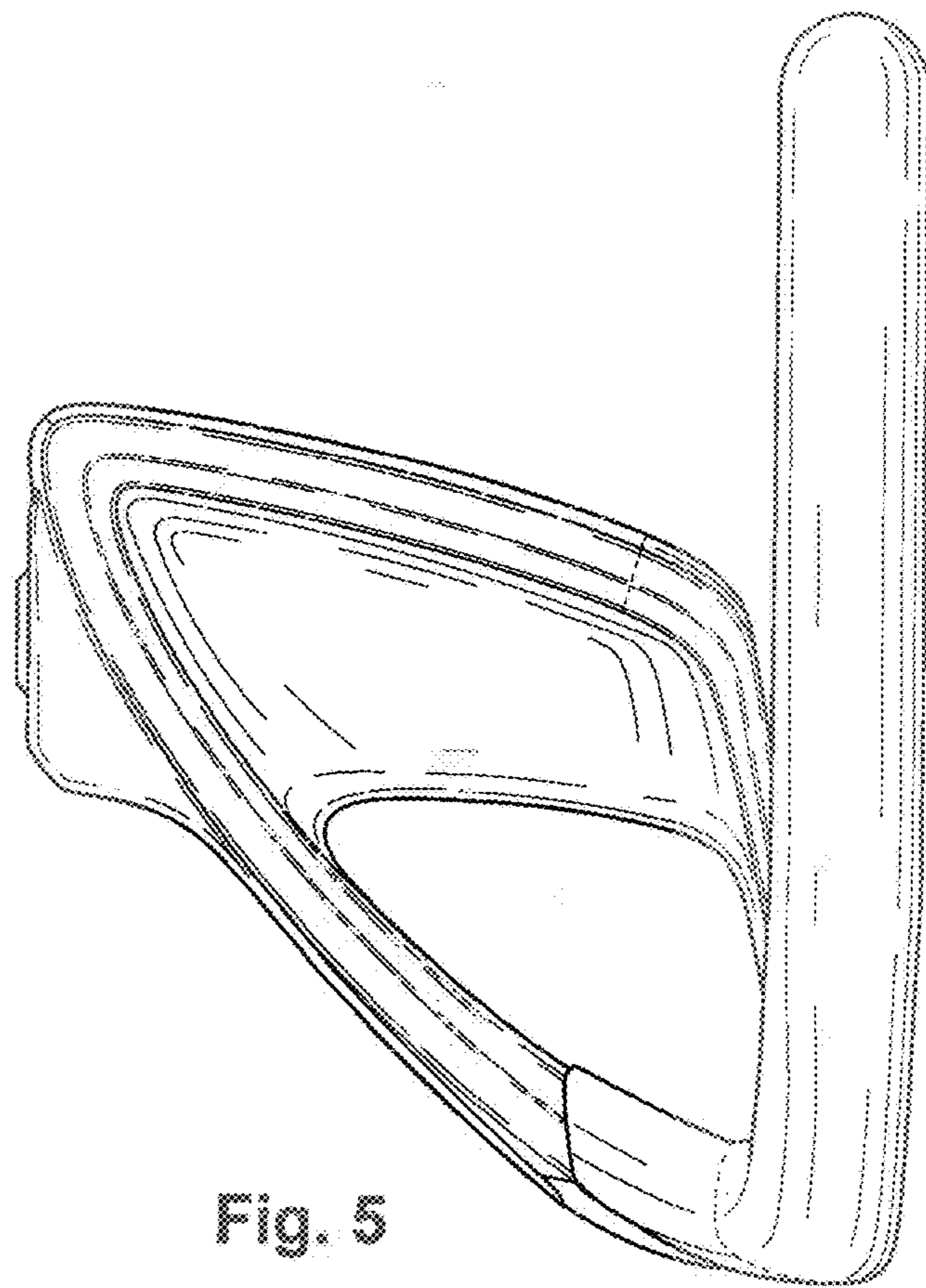


Fig. 5

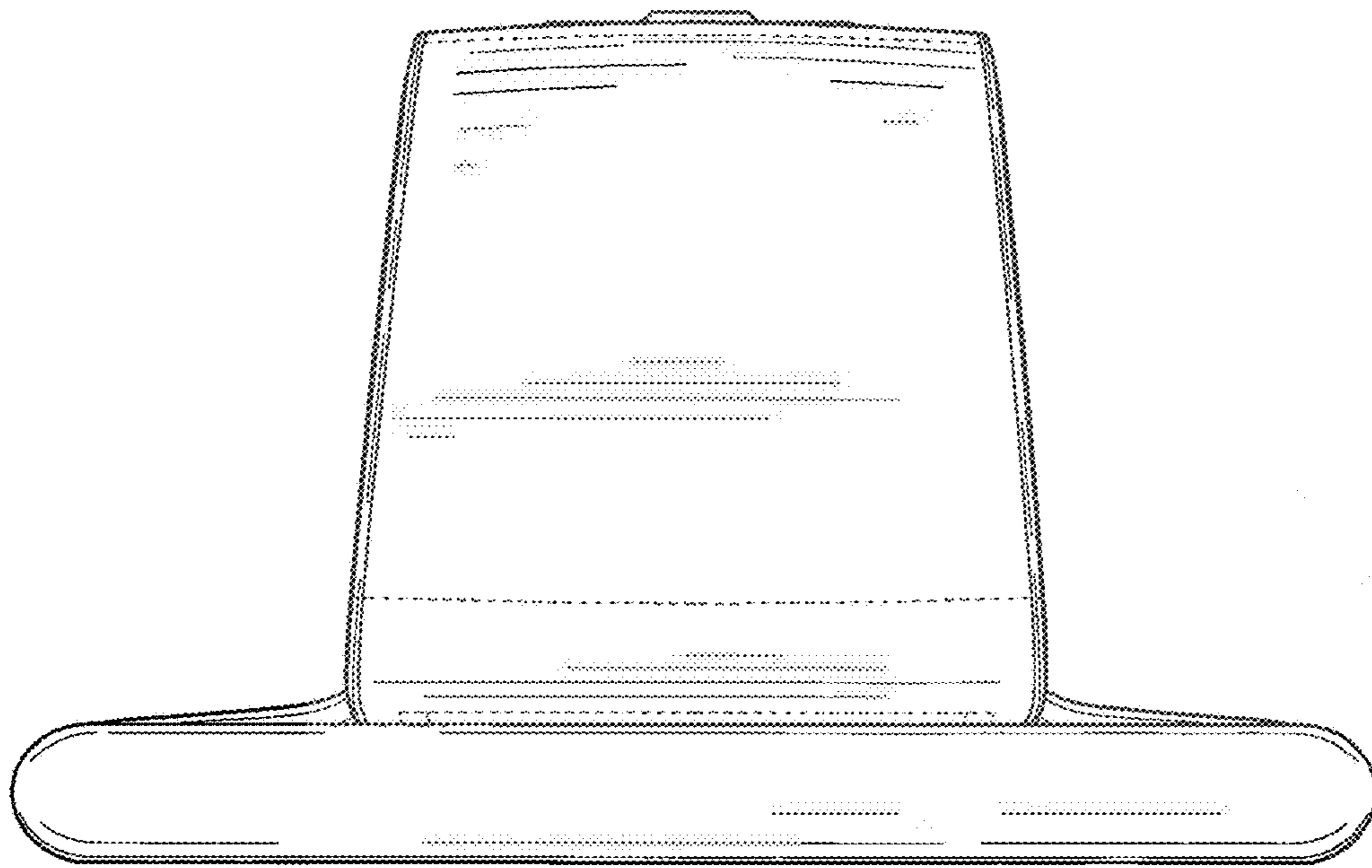


Fig. 6

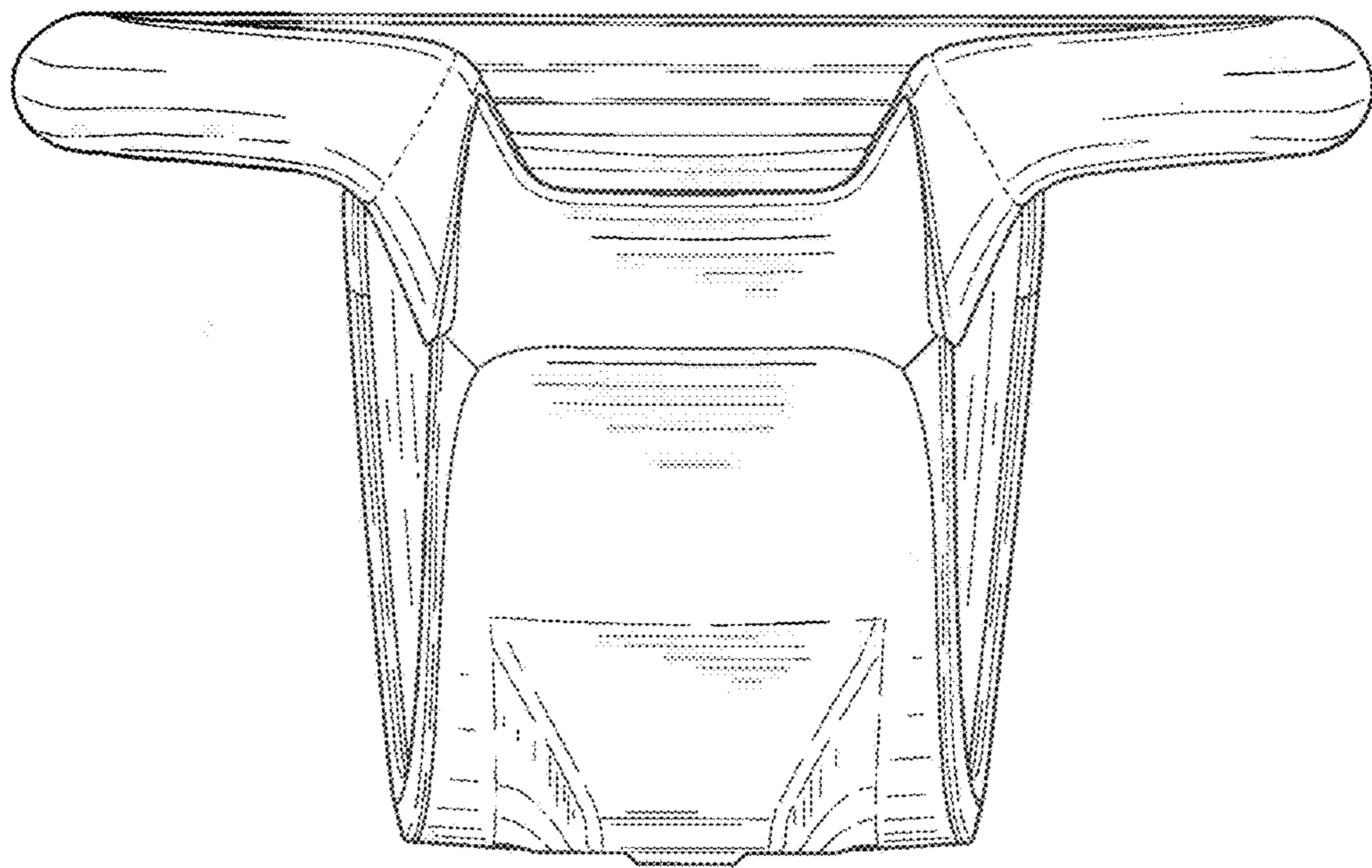


Fig. 7