



US00D853282S

(12) **United States Design Patent** (10) **Patent No.:** **US D853,282 S**  
**Carter et al.** (45) **Date of Patent:** **\*\* Jul. 9, 2019**

- (54) **STROLLER LINER**
- (71) Applicant: **Skip Hop, Inc.**, New York, NY (US)
- (72) Inventors: **Chelsea Carter**, Jersey City, NJ (US);  
**George Estreich**, Long Island City, NY (US); **Ellen Diamant**, New York, NY (US)
- (73) Assignee: **SKIP HOP, INC.**, New York, NY (US)
- (\*\*) Term: **15 Years**
- (21) Appl. No.: **29/593,787**
- (22) Filed: **Feb. 13, 2017**
- (51) **LOC (11) Cl.** ..... **12-12**
- (52) **U.S. Cl.**  
USPC ..... **D12/133**
- (58) **Field of Classification Search**  
USPC ..... D12/128-133  
CPC ..... B62B 7/00-04; B62B 9/00-28  
See application file for complete search history.

10,226,135 B2 \* 3/2019 Howell ..... A47D 15/001  
2008/0229499 A1 \* 9/2008 Narboni-Campora .....  
A47G 9/068  
5/413 R  
2012/0286549 A1 \* 11/2012 Fair ..... B62B 9/108  
297/219.12

\* cited by examiner

*Primary Examiner* — Charles D Hanson  
(74) *Attorney, Agent, or Firm* — Stephen J. Weyer, Esq.;  
Stites & Harbison, PLLC

(57) **CLAIM**

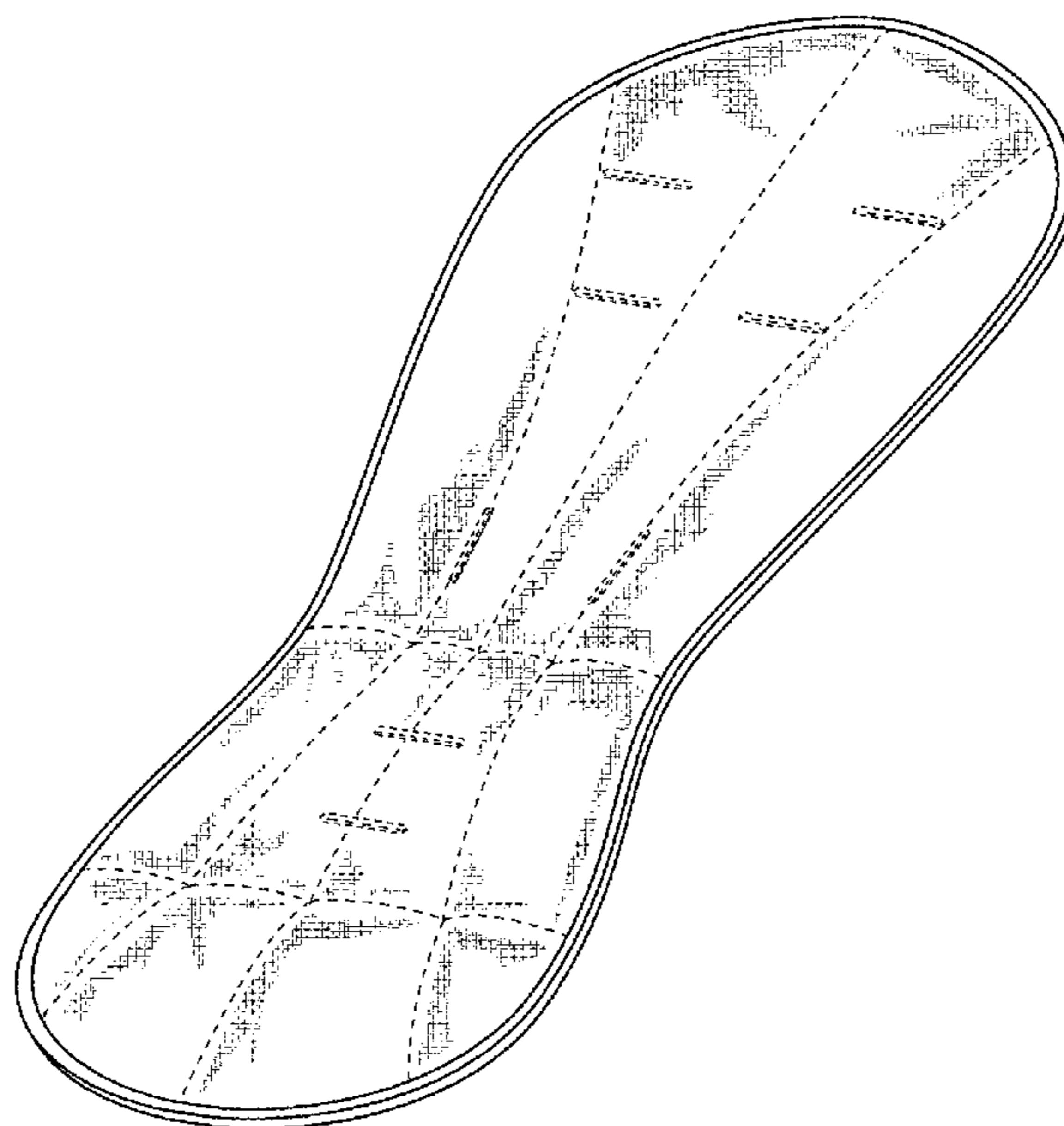
The ornamental design for a stroller liner, as shown and described.

**DESCRIPTION**

FIG. 1 is a top, front and right side perspective view of the stroller liner of our design.  
FIG. 2 is a top plan view thereof.  
FIG. 3 is a bottom plan view thereof.  
FIG. 4 is a left side view thereof, with the right side being a mirror image thereof.  
FIG. 5 is a front elevational view thereof; and,  
FIG. 6 is a rear elevational view thereof.  
The broken lines in the drawing views are included for illustrating portions of the stroller liner only, and form no part of the claimed design.

**1 Claim, 3 Drawing Sheets**

- (56) **References Cited**  
U.S. PATENT DOCUMENTS  
D279,362 S \* 6/1985 Sink ..... D12/133  
D519,422 S \* 4/2006 Huang ..... D12/129  
D572,949 S \* 7/2008 Chen ..... D12/133  
D795,140 S \* 8/2017 Butler ..... B62B 9/142  
D12/133



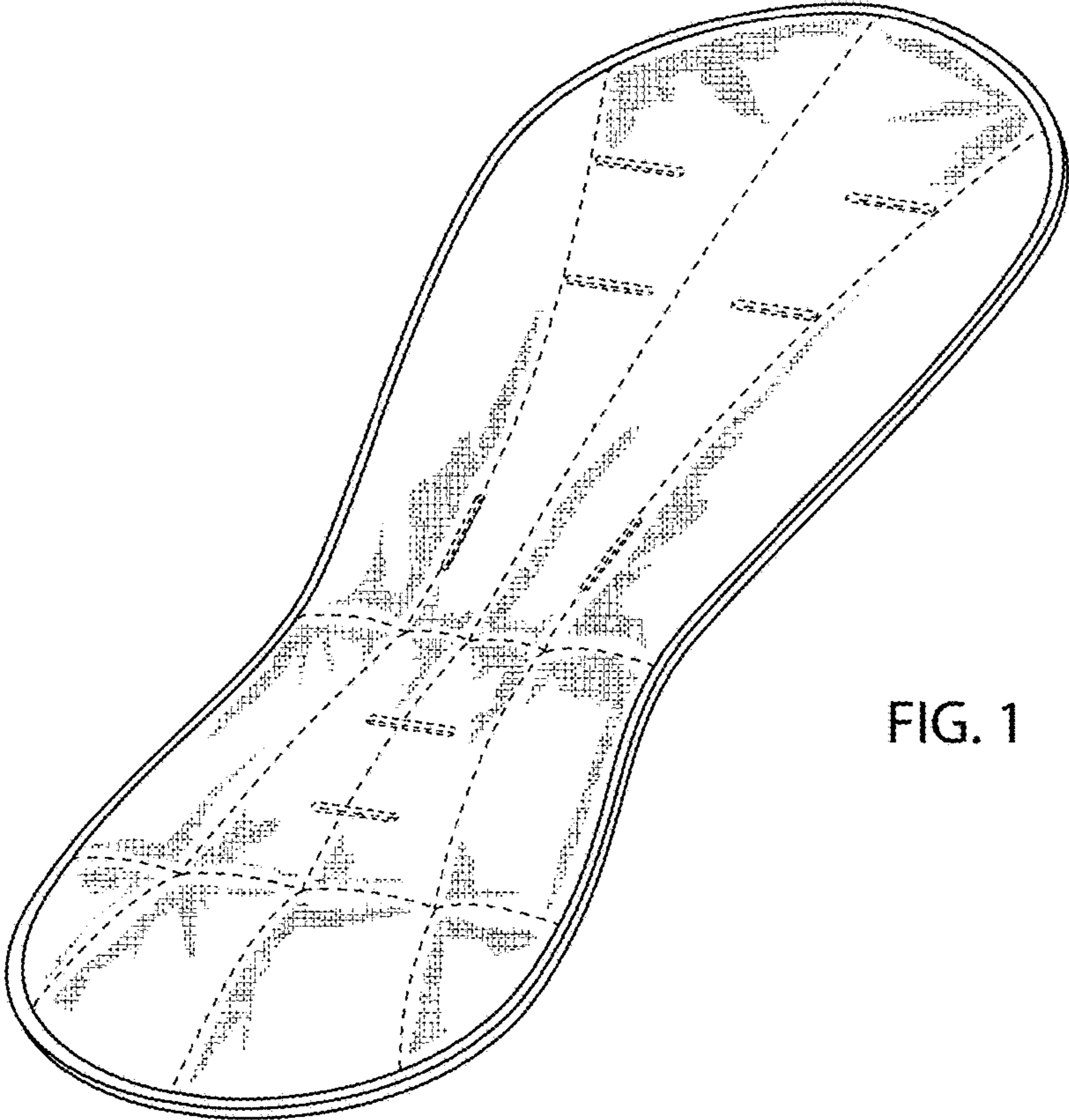


FIG. 1

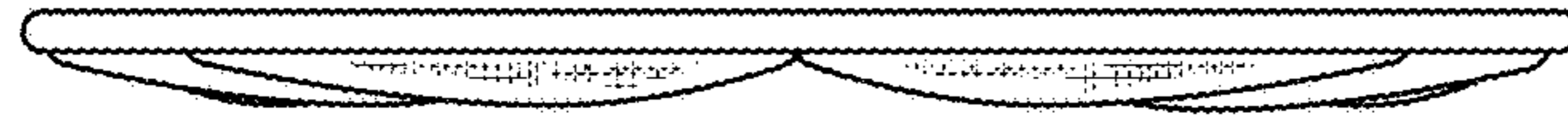


FIG. 2



FIG. 3

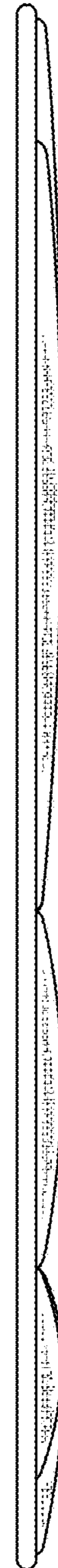


FIG. 4

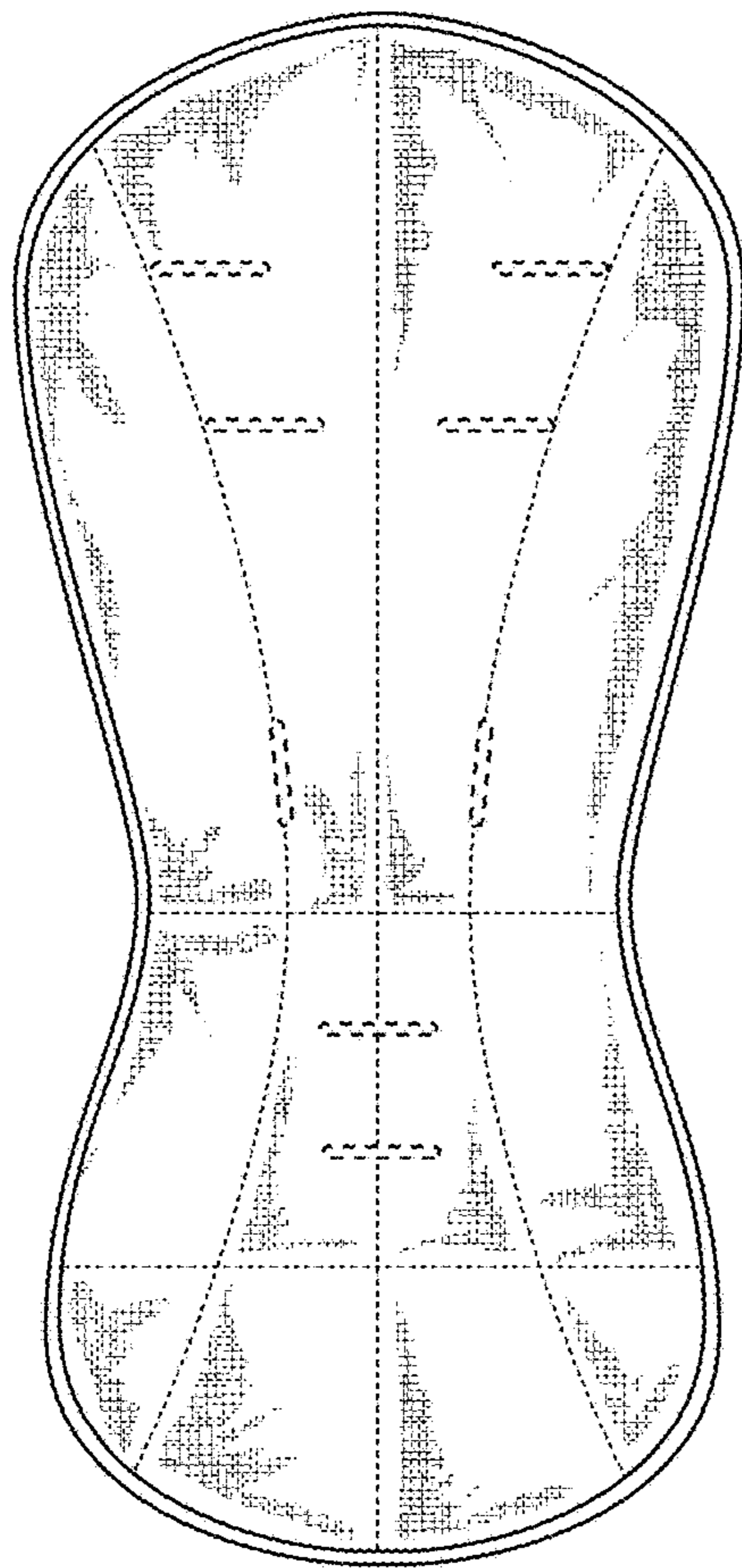


FIG. 5

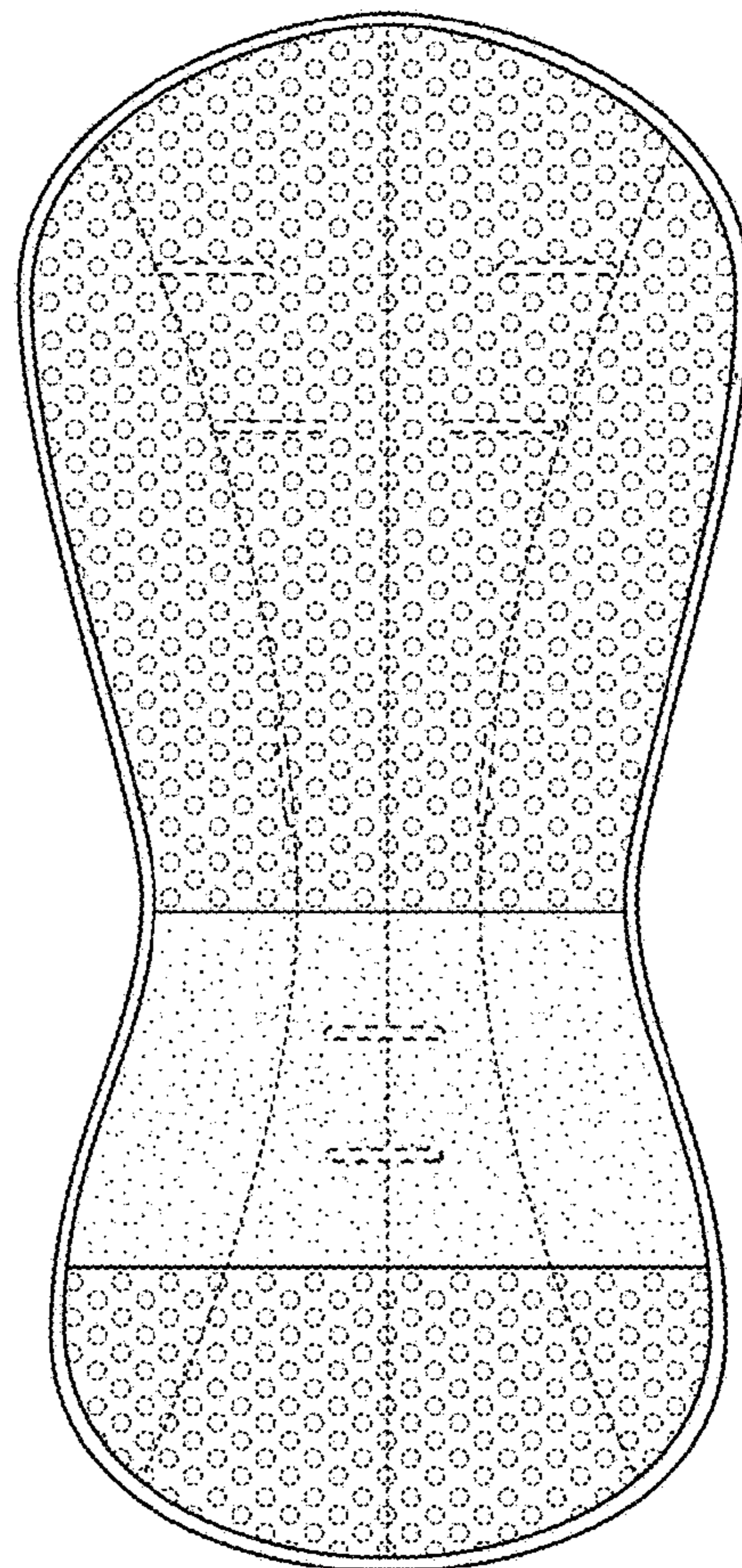


FIG. 6