



US00D853272S

(12) **United States Design Patent** (10) **Patent No.:** **US D853,272 S**
Stevens (45) **Date of Patent:** **** Jul. 9, 2019**

(54) **AEROPONICS PLANTER**
(71) Applicant: **David Stevens**, Dana Point, CA (US)
(72) Inventor: **David Stevens**, Dana Point, CA (US)
(73) Assignee: **IGWorks, Inc.**, San Clemente, CA (US)
(**) Term: **15 Years**
(21) Appl. No.: **29/623,533**
(22) Filed: **Oct. 25, 2017**
(51) **LOC (11) Cl.** **11-02**
(52) **U.S. Cl.**
USPC **D11/143**
(58) **Field of Classification Search**
USPC D6/403-405, 556-558; D11/143-156,
D11/164; D3/273, 279; D9/414, 424,
D9/432; D34/5, 11
CPC A01G 2009/003; A01G 9/00; A01G 9/02;
A01G 9/021; A01G 9/023; A01G 9/024;
A01G 9/025; A01G 9/029; A01G 9/0291;
A01G 9/0295; A01G 9/033; A01G 9/04;
A01G 9/042; A01G 9/012; A01G 5/04;
A47G 7/00; A47G 7/06; A47G 7/08
See application file for complete search history.

(56) **References Cited**
U.S. PATENT DOCUMENTS
D74,944 S * 4/1928 Peirce, III et al. 211/88.01
D246,771 S * 12/1977 Daniels D11/143
4,658,541 A * 4/1987 Haile A01G 9/022
405/284

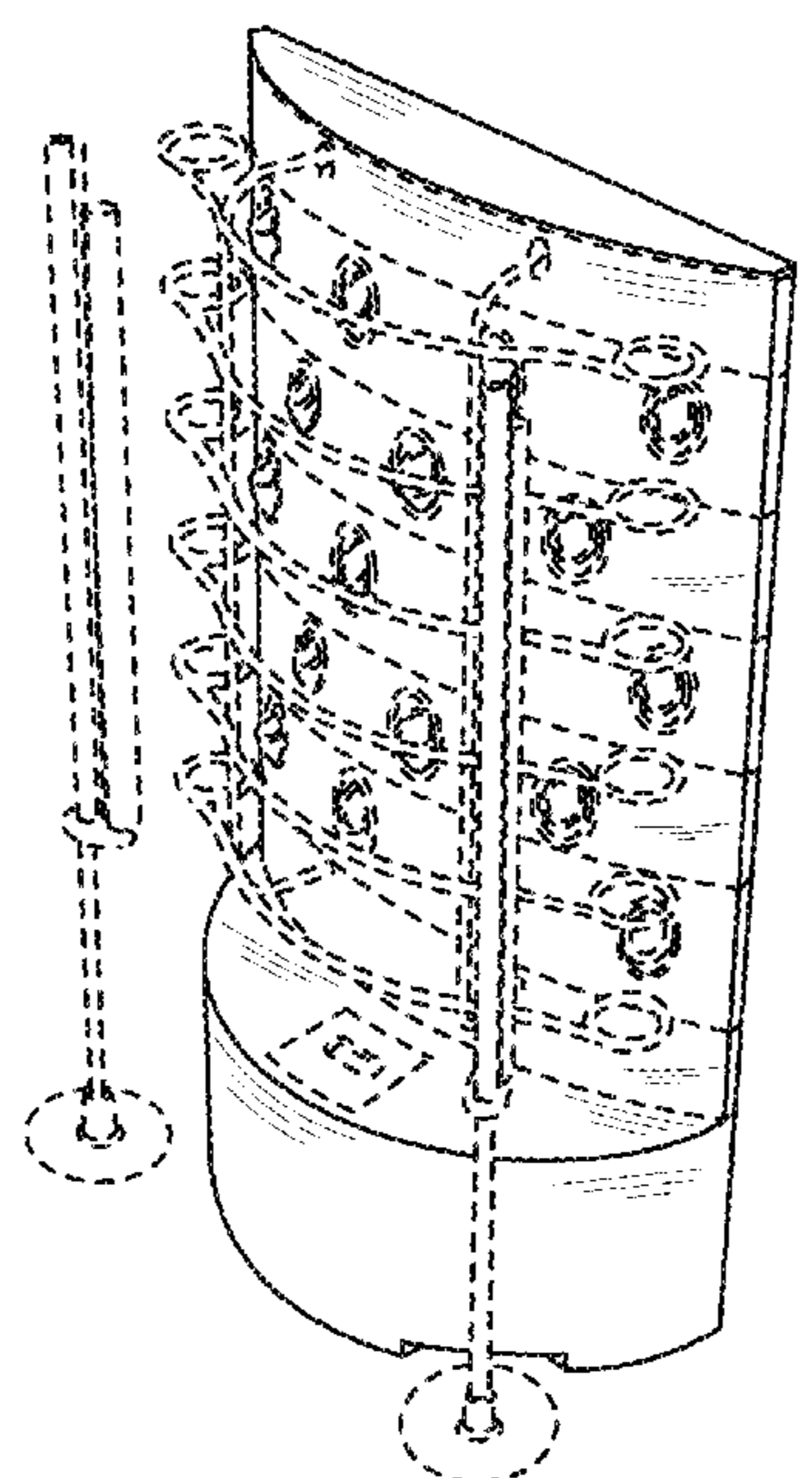
D354,793 S * 1/1995 Fletcher D23/201
D394,023 S * 5/1998 Shaw D11/151
D398,801 S * 9/1998 Shaw D11/143
D584,537 S * 1/2009 Cuzzocrea D6/678.2
D595,475 S * 6/2009 Rickards D99/19
D719,055 S * 12/2014 Tyink D11/143
9,032,665 B2 * 5/2015 Whitney A01G 31/02
47/59 R
D744,896 S * 12/2015 Sebastiampillai D11/144
2014/0318011 A1 * 10/2014 Jarvinen A01G 9/025
47/79
2018/0310499 A1 * 11/2018 Van Buuren A01G 9/023

* cited by examiner
Primary Examiner — Elizabeth A. Albert
(74) *Attorney, Agent, or Firm* — Holland & Hart, LLP

(57) **CLAIM**
I claim the ornamental design for an aeroponics planter, as shown and described.

DESCRIPTION
FIG. 1 is a front perspective view of an aeroponics planter showing my new design.
FIG. 2 is a front elevation view thereof.
FIG. 3 is a rear elevation view thereof.
FIG. 4 is a right side elevation thereof.
FIG. 5 is a top plan view thereof; and,
FIG. 6 bottom plan view thereof.
The broken lines shown in the drawings are included for purposes of illustrating environmental structures only and form no part of the claimed design.

1 Claim, 6 Drawing Sheets



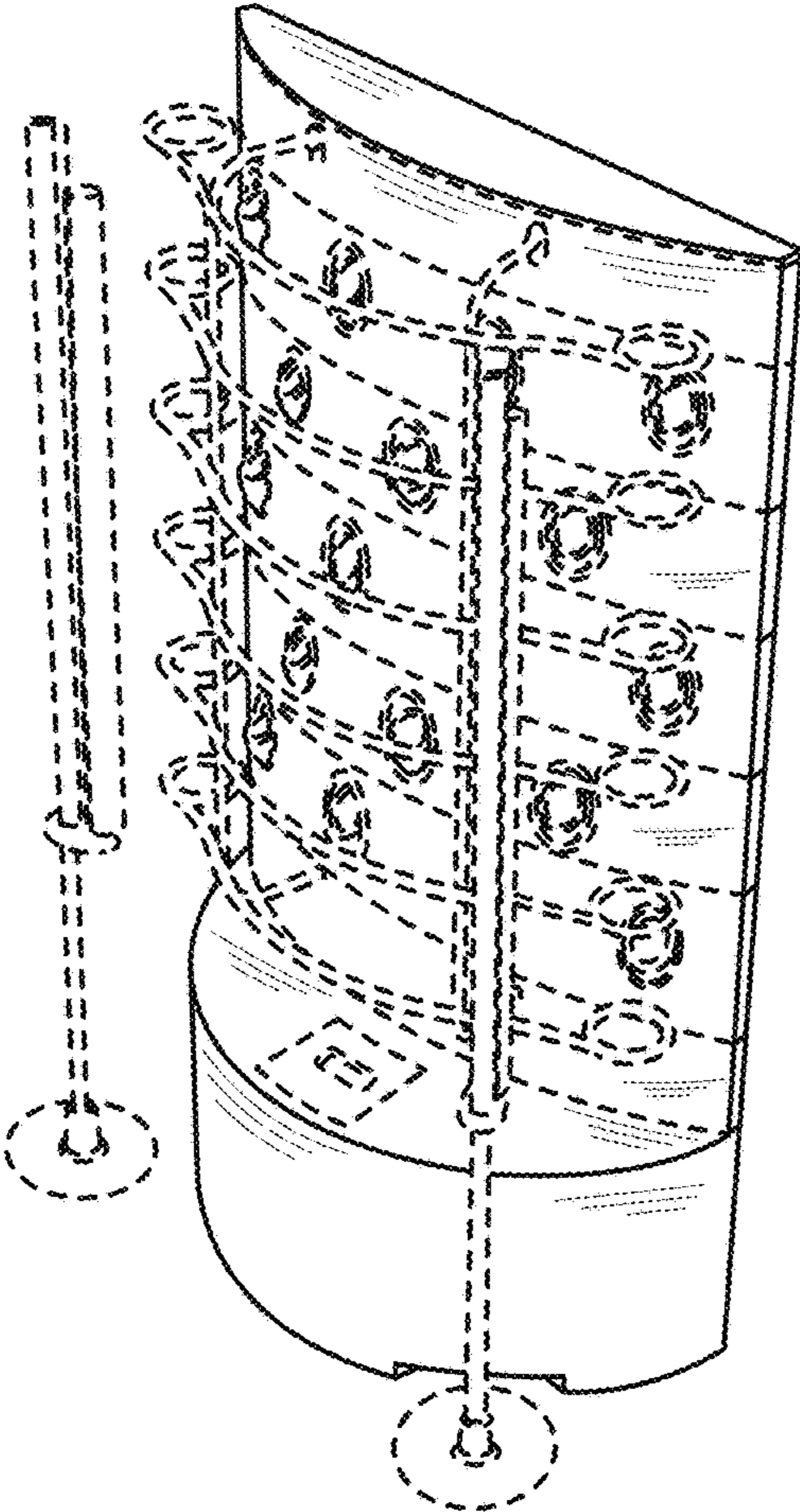


FIG. 1

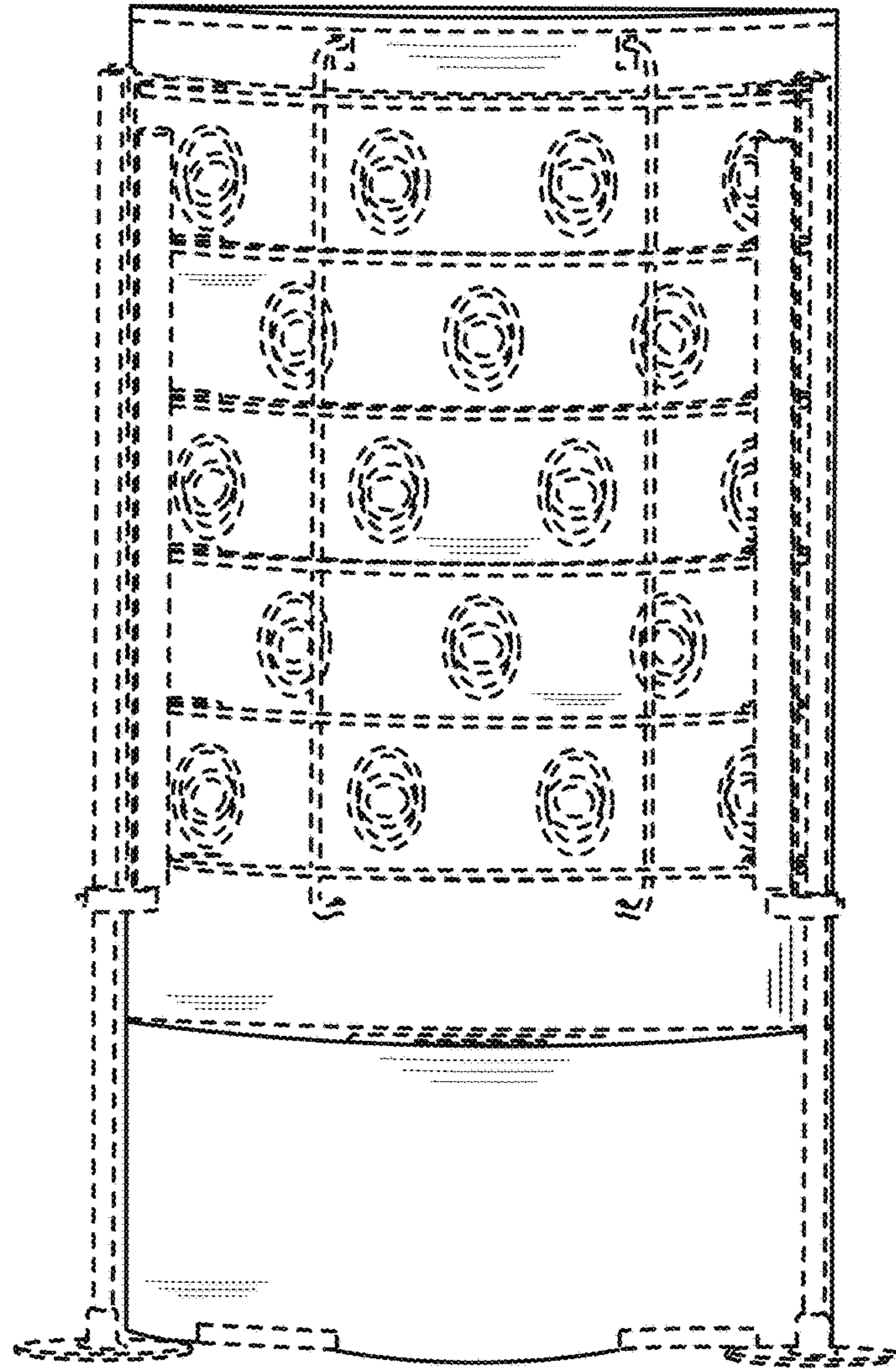


FIG. 2




FIG. 3

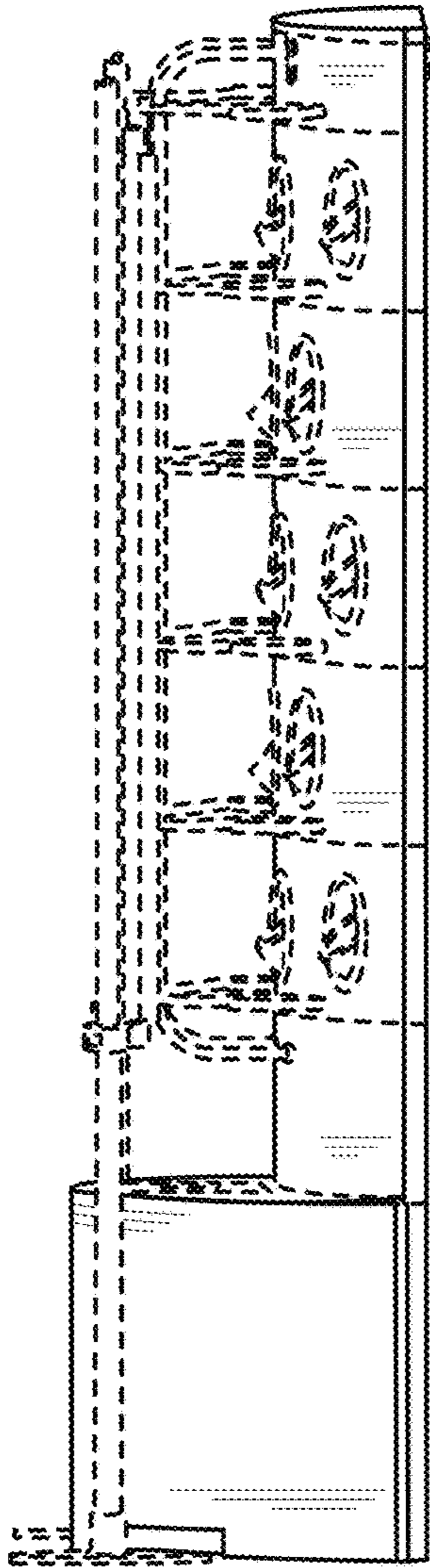


FIG. 4

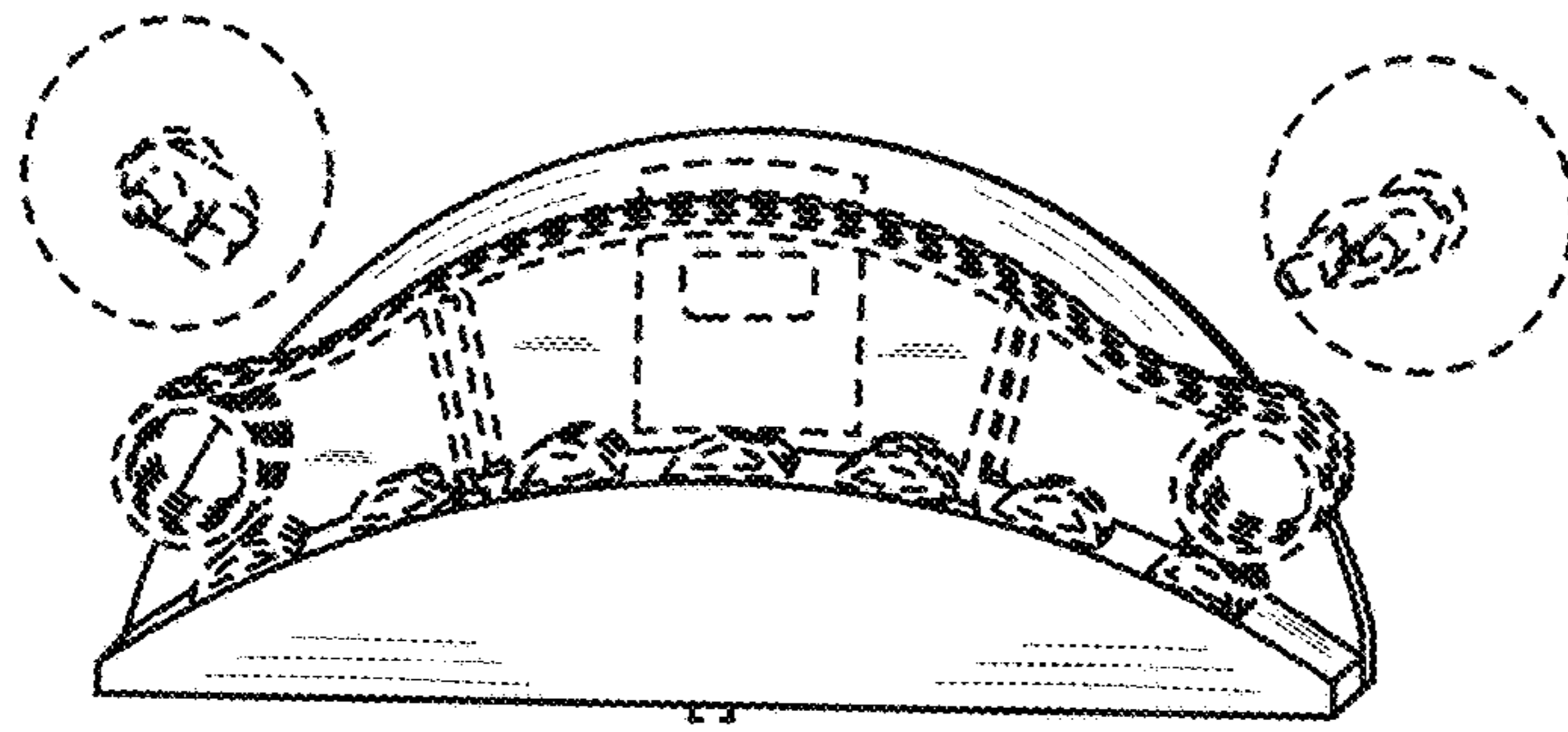


FIG. 5

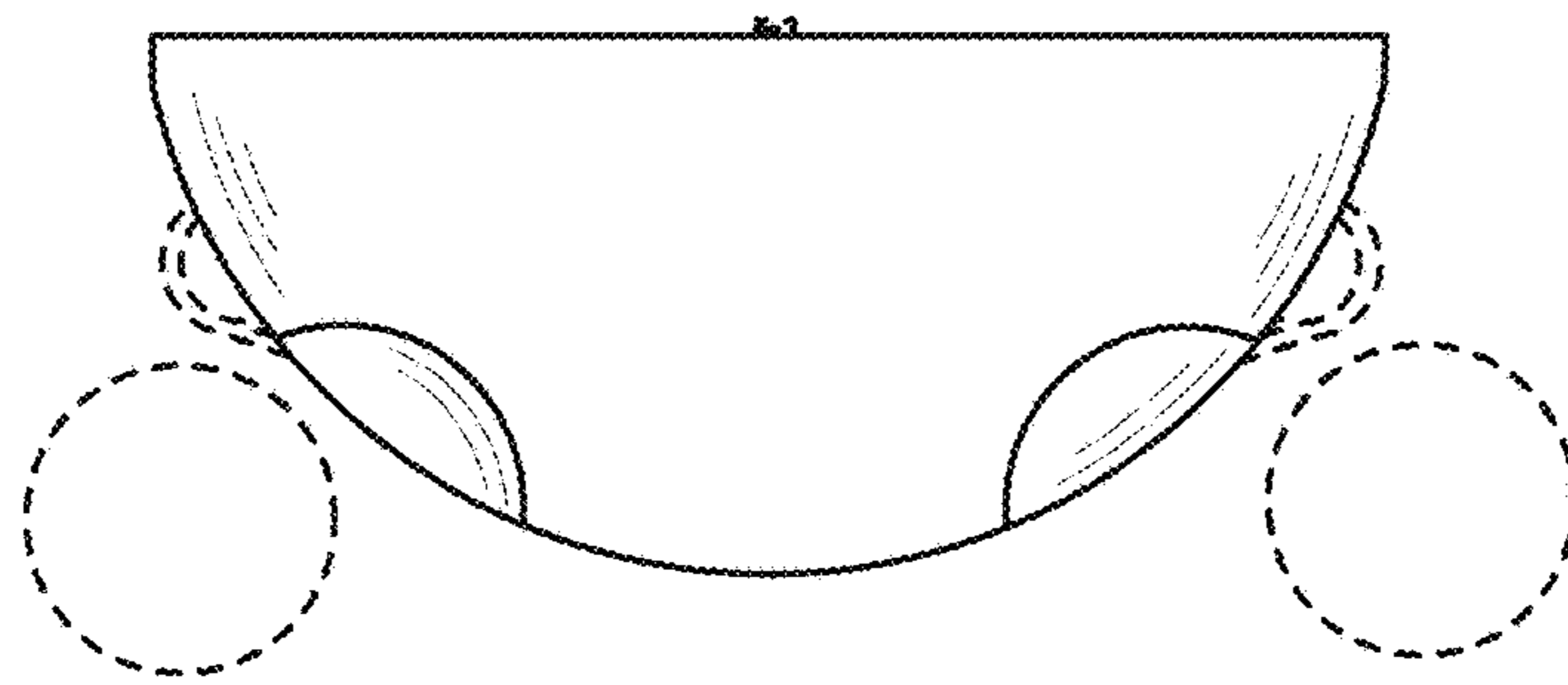


FIG. 6