



US00D853248S

(12) **United States Design Patent** (10) **Patent No.:** **US D853,248 S**
Betts (45) **Date of Patent:** **** Jul. 9, 2019**

(54) **CONTAINER**

(71) Applicant: **Joyce T. Betts**, Huntsville, AL (US)

(72) Inventor: **Joyce T. Betts**, Huntsville, AL (US)

(**) Term: **15 Years**

(21) Appl. No.: **29/648,651**

(22) Filed: **May 23, 2018**

(51) **LOC (11) Cl.** **09-01**

(52) **U.S. Cl.**
USPC **D9/723**

(58) **Field of Classification Search**
USPC D9/442, 503, 695-699, 702-714,
D9/723-729; D24/199; D28/7;
132/317, 318, 320; 222/95, 207, 212,
222/335
CPC A45D 34/00; A45D 40/00; B65D 81/3272
See application file for complete search history.

(56) **References Cited**

U.S. PATENT DOCUMENTS

- 6,095,708 A * 8/2000 Butaud A45D 34/041
401/209
D456,953 S * 5/2002 Look D19/66

- D516,923 S * 3/2006 Moore D9/682
D550,413 S * 9/2007 Cheng D32/35
D645,763 S * 9/2011 Lee D9/725
D727,172 S * 4/2015 Rosella D9/504
2013/0189018 A1* 7/2013 Choi A45D 34/042
401/269

* cited by examiner

Primary Examiner — Derrick E Holland

Assistant Examiner — Janice Patyk

(74) *Attorney, Agent, or Firm* — Walter A. Rodgers


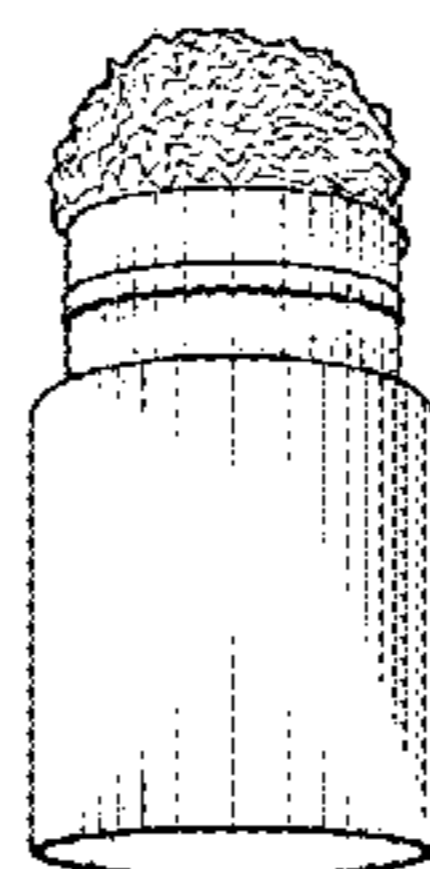
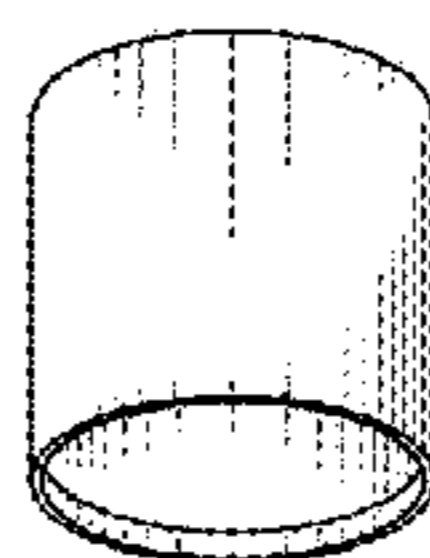
(57) **CLAIM**

The ornamental design for a container, as shown and described.

DESCRIPTION

FIG. 1 is an exploded perspective view of a container showing my new design;
FIG. 2 is a side elevation view thereof, with the front, rear, and opposite side elevation views being the same;
FIG. 3 is a top plan view thereof; and,
FIG. 4 is a bottom plan view thereof.

1 Claim, 2 Drawing Sheets




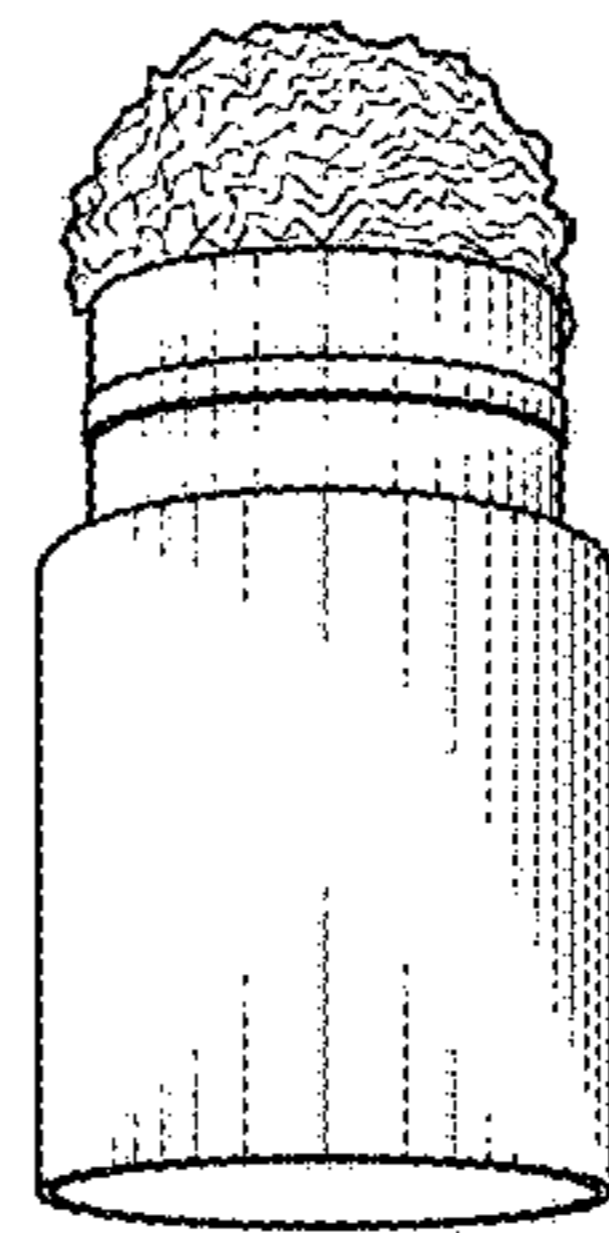
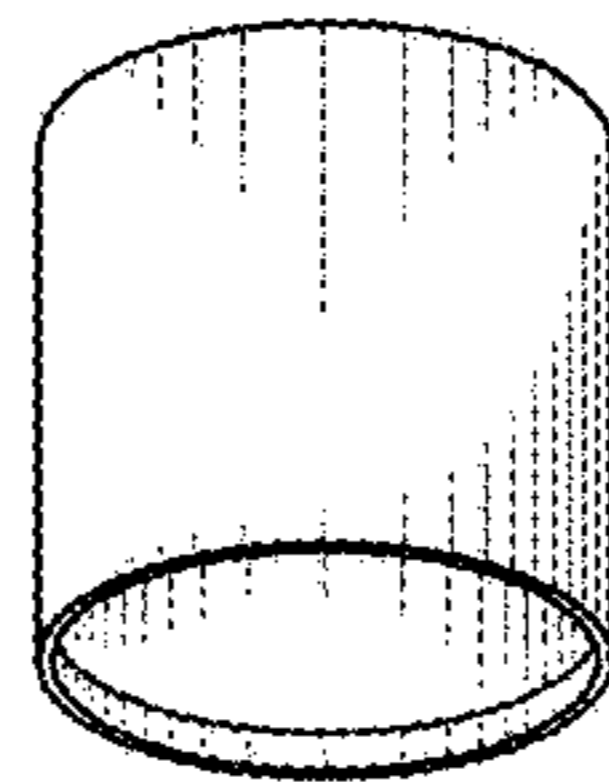


FIG. 1




FIG. 2

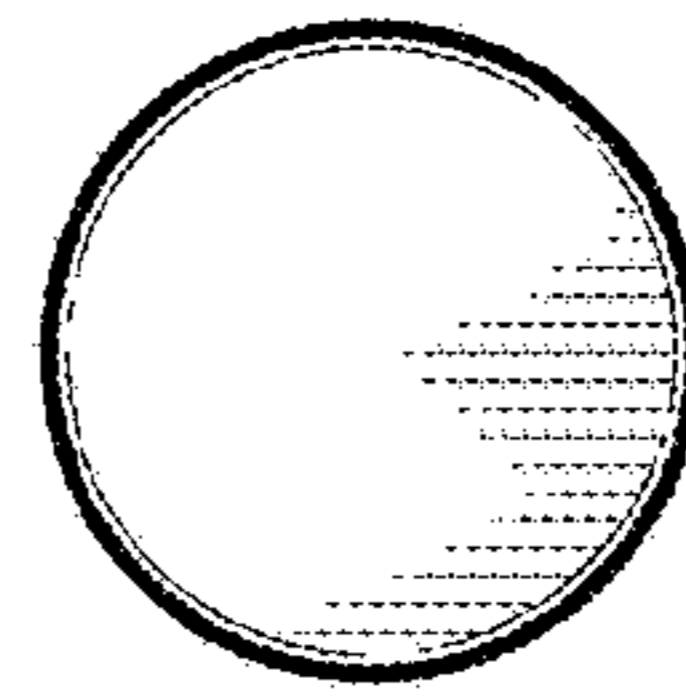


FIG. 3

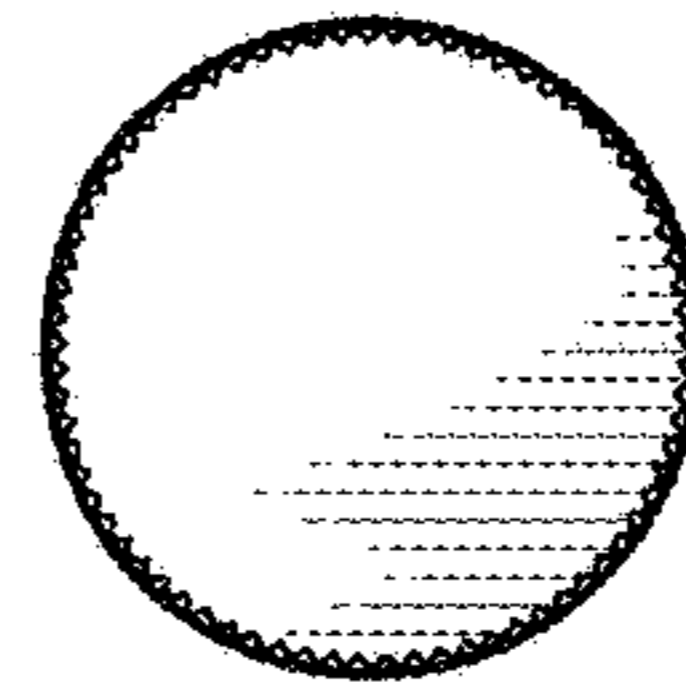


FIG. 4