



US00D853241S

(12) **United States Design Patent** (10) **Patent No.:** **US D853,241 S**
Paredes et al. (45) **Date of Patent:** **** Jul. 9, 2019**

(54) **CONTAINER**

(71) Applicant: **Owens-Brockway Glass Container Inc.**, Perrysburg, OH (US)
(72) Inventors: **Raul M Paredes**, Perrysburg, OH (US); **Douglas Laib**, Perrysburg, OH (US); **Megan Dittrich**, Twinsburg, OH (US); **Young Lee**, Perrysburg, OH (US); **Paul M Harris**, Perrysburg, OH (US); **Nick Hunt**, Cincinnati, OH (US); **Foxx Ohmer**, Florence, KY (US)
(73) Assignee: **Owens-Brockway Glass Container Inc.**, Perrysburg, OH (US)

(**) Term: **15 Years**

(21) Appl. No.: **29/609,274**

(22) Filed: **Jun. 29, 2017**

(51) **LOC (11) Cl.** **09-01**

(52) **U.S. Cl.**
USPC **D9/546; D9/559**

(58) **Field of Classification Search**
USPC D9/453, 454, 516, 520, 521, 544, 546, D9/559, 560, 563, 564, 572-575, 715, D9/719
CPC . B65D 21/0204; B65D 21/02; B65D 21/0213
See application file for complete search history.

(56) **References Cited**

U.S. PATENT DOCUMENTS

D121,604 S	5/1940	VonMiklos	
D126,711 S	4/1941	Bramhall	
D163,595 S	6/1951	Gale	
D263,562 S	3/1982	Cincala	
D326,812 S	6/1992	Noakes et al.	
D418,051 S	12/1999	van Wyk	
D449,785 S	10/2001	Guthrie et al.	
D465,735 S	* 11/2002	Woodall D9/560

D470,057 S	2/2003	Bowen	
D491,470 S	* 6/2004	Yang D9/544
D559,113 S	* 1/2008	Brown D9/544
D597,413 S	8/2009	Teuscher	
D598,777 S	* 8/2009	Belke D9/544
D622,608 S	* 8/2010	Sansevero D9/544
D624,823 S	10/2010	Brown	
D658,995 S	5/2012	Potts	
D658,996 S	5/2012	Potts	
D658,997 S	5/2012	Potts	
D660,169 S	* 5/2012	Potts D9/544
D660,703 S	5/2012	Barsoumian et al.	

(Continued)

Primary Examiner — Ian Simmons
Assistant Examiner — Keith Frank

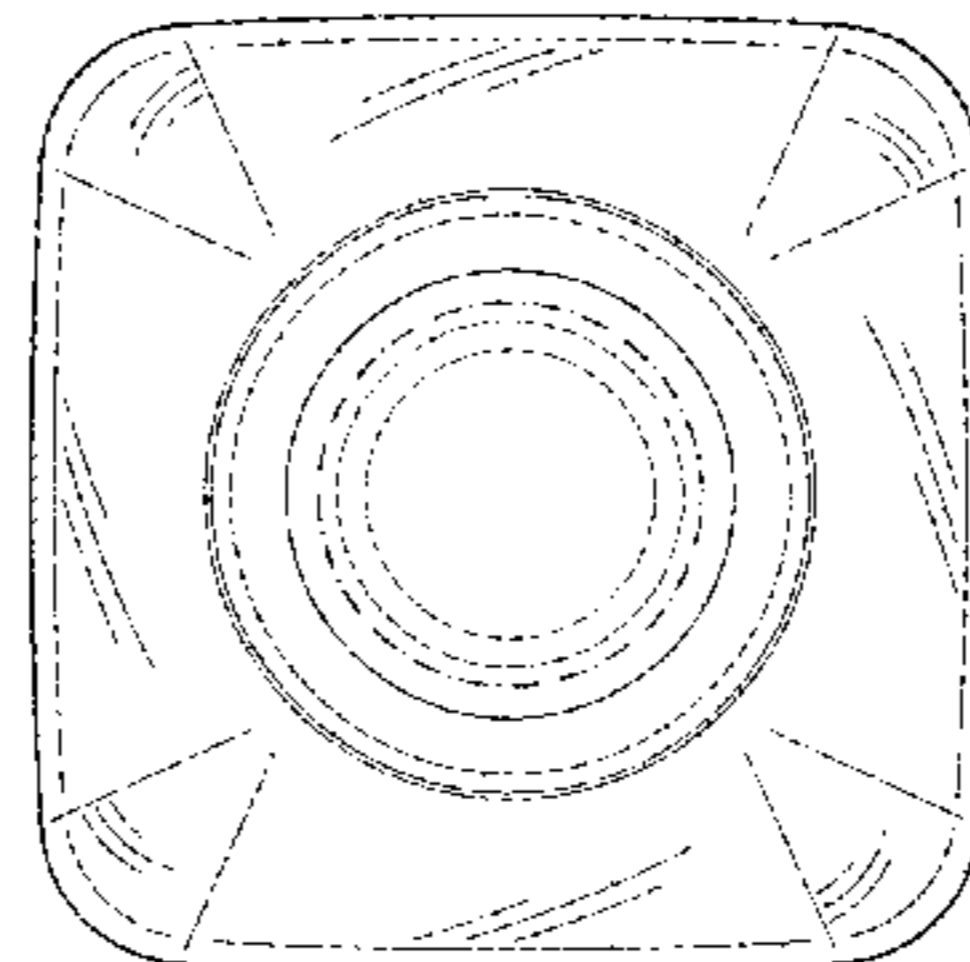
(57) **CLAIM**

We claim an ornamental design for a container, as shown and described.

DESCRIPTION

FIG. 1 is a top perspective view of a first embodiment of a container showing our new design; FIG. 2 is a front elevation view thereof, the right, left and rear elevation views being identical; FIG. 3 is an enlarged top plan view thereof; FIG. 4 is an enlarged bottom plan view thereof; FIG. 5 is a top perspective view of a second embodiment of a container showing our new design; FIG. 6 is a front elevation view thereof, the right, left and rear elevation views being identical; FIG. 7 is an enlarged top plan view thereof; and, FIG. 8 is an enlarged bottom plan view thereof. Dash-dash-dash broken lines shown in the drawings represent environmental structure and are not part of the claimed design. Dash-dot-dash broken lines shown in the drawings represent boundaries of the claimed design and are not part of the claimed design.

1 Claim, 4 Drawing Sheets



(56)

References Cited

U.S. PATENT DOCUMENTS

D661,587	S	6/2012	Rodriguez	
D673,859	S *	1/2013	Austin	D9/560
D687,309	S *	8/2013	Lemaitre	D9/544
D687,310	S *	8/2013	Lemaitre	D9/544
D695,118	S	12/2013	Ko et al.	
D696,959	S *	1/2014	Austin	D9/560
D698,255	S *	1/2014	Gonzalez Rodriguez	D9/560
D698,256	S *	1/2014	Thompson	D9/546
D704,068	S	5/2014	Robin-Prevallee et al.	
D710,705	S	8/2014	Searles et al.	
D713,256	S *	9/2014	Perez-Cabrera	D9/546
D724,952	S	3/2015	Humm	
D765,509	S	9/2016	Laib et al.	
D766,092	S	9/2016	Maillet et al.	
D802,431	S *	11/2017	Thompson	D9/574
D802,434	S *	11/2017	Thompson	D9/560
D808,278	S *	1/2018	Vindevogel	D9/544
D811,231	S *	2/2018	Thompson	D9/560
D815,530	S *	4/2018	Paredes	D9/500
D823,118	S *	7/2018	Larminaux	D9/544

* cited by examiner

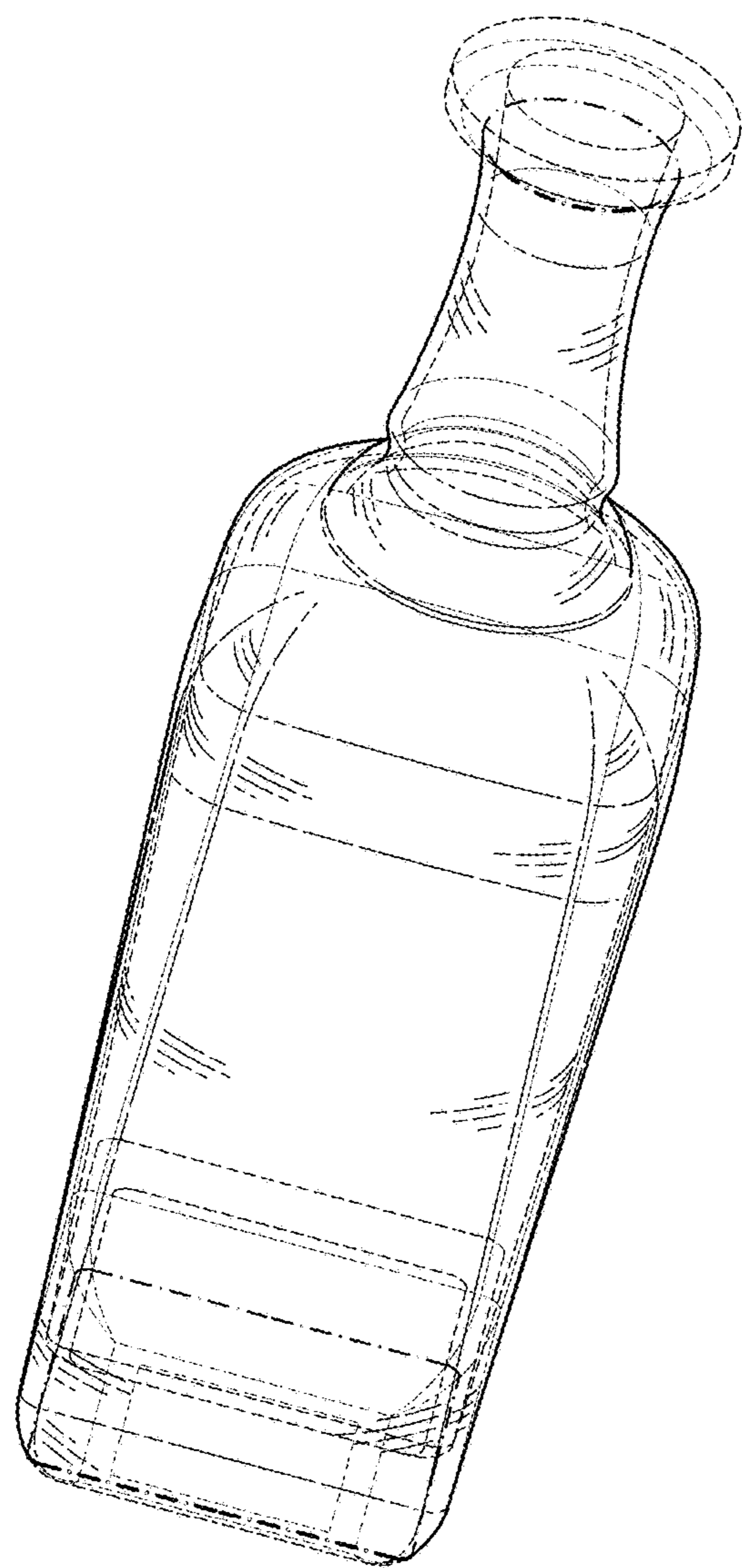


FIG. 1

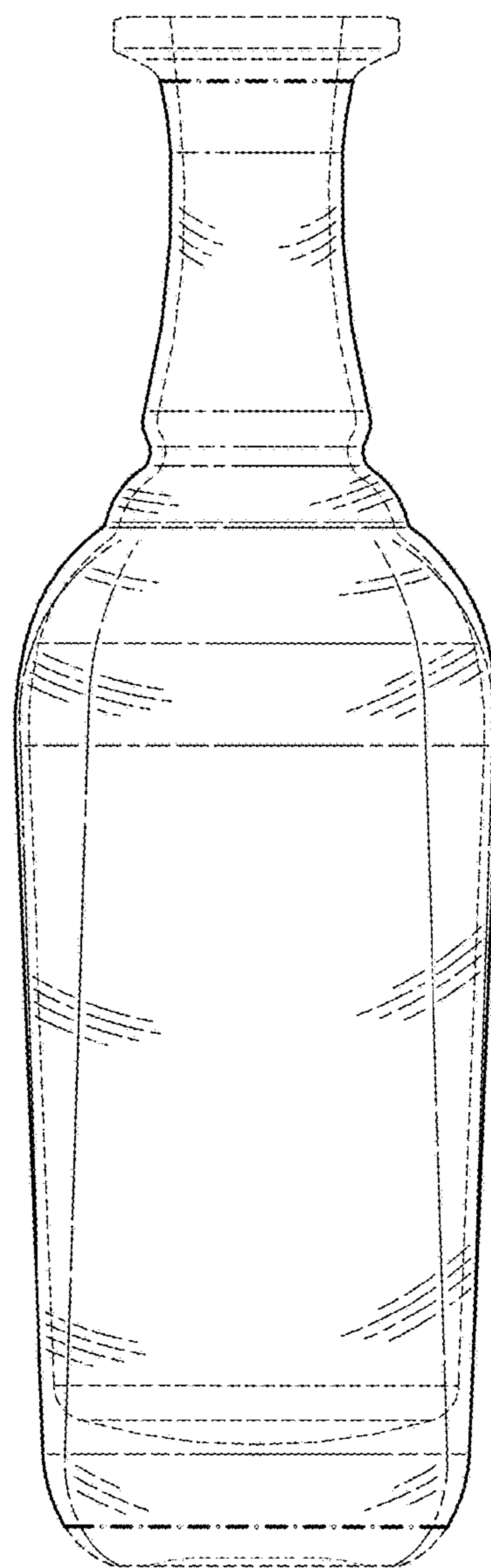


FIG. 2

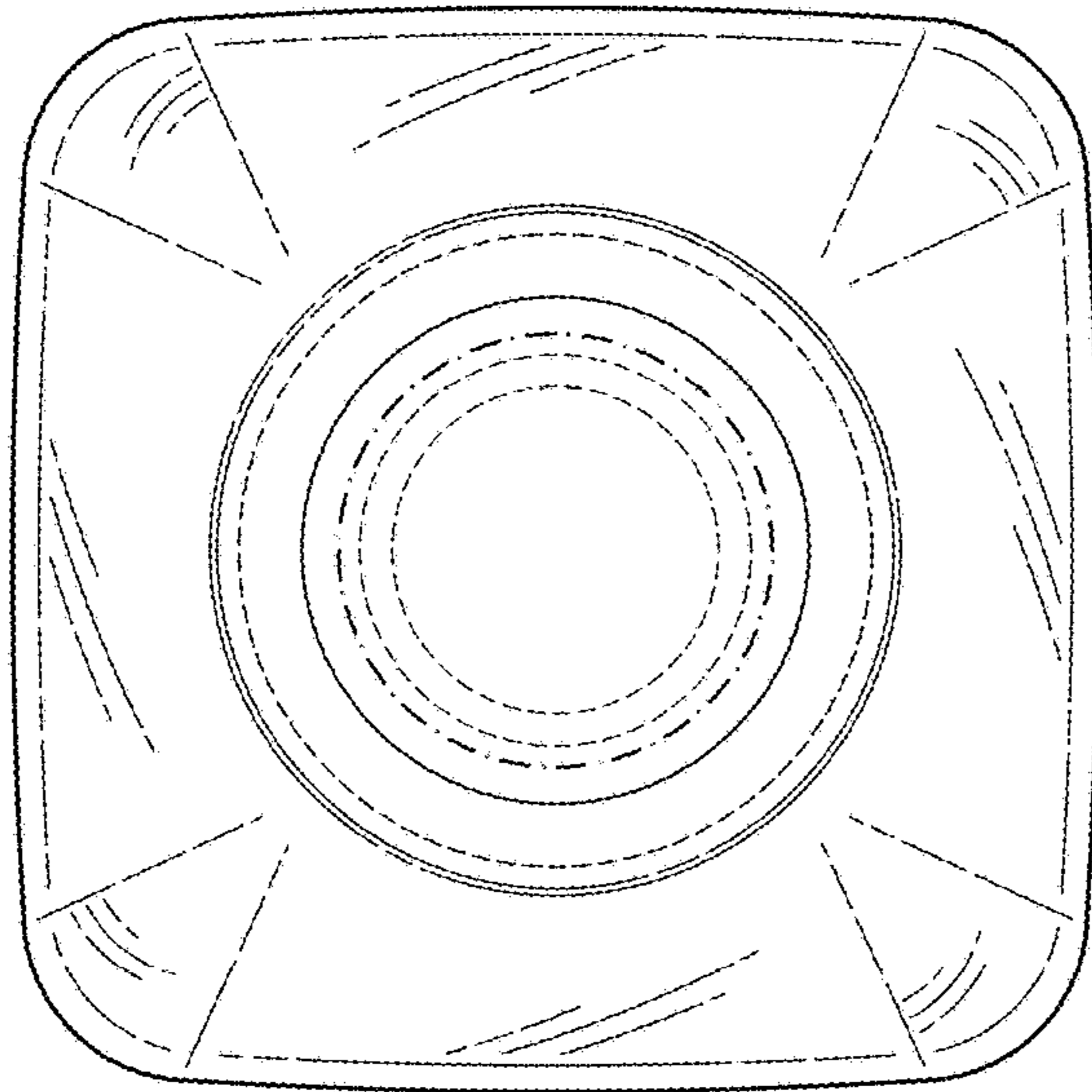


FIG. 3

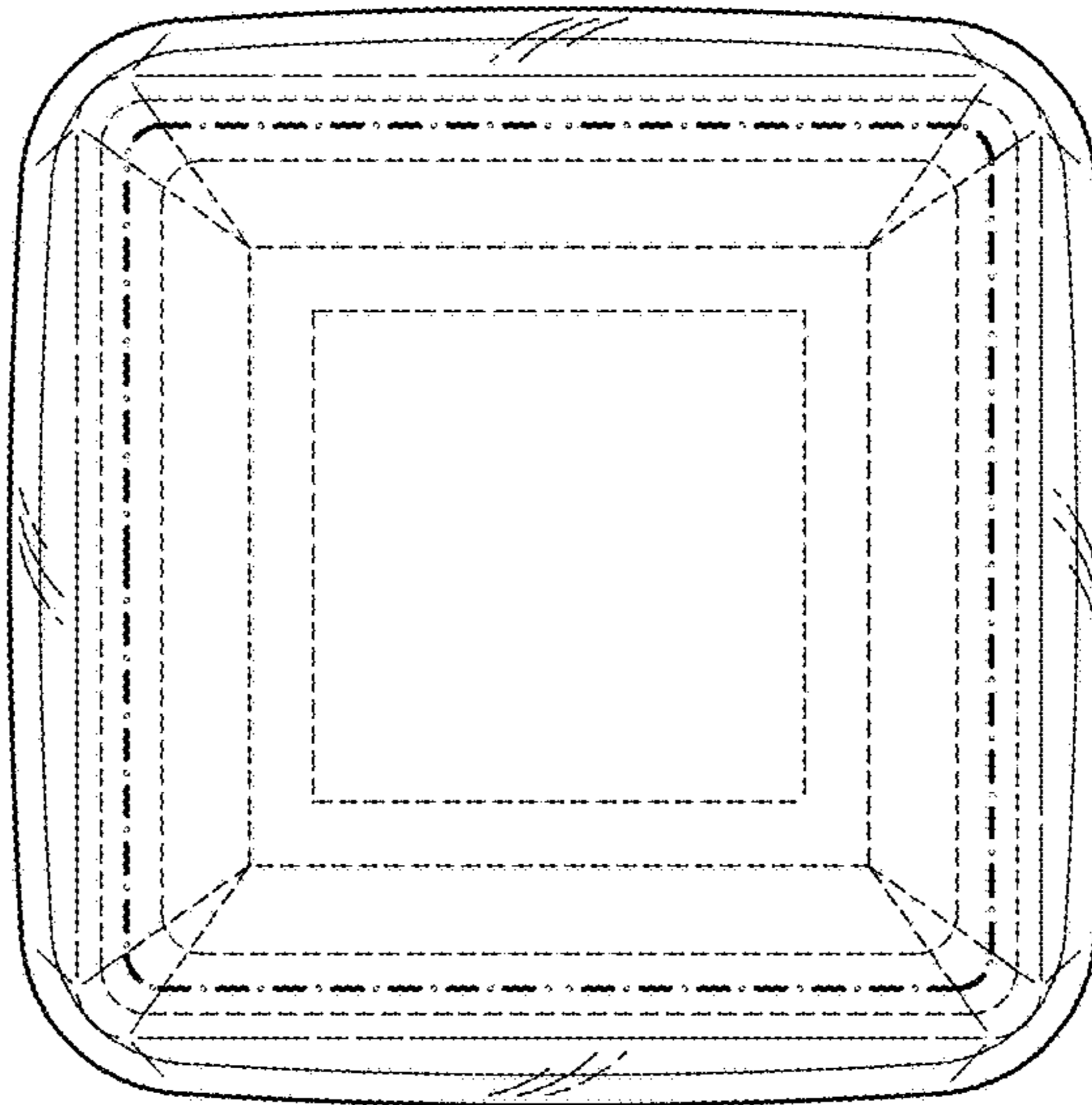


FIG. 4

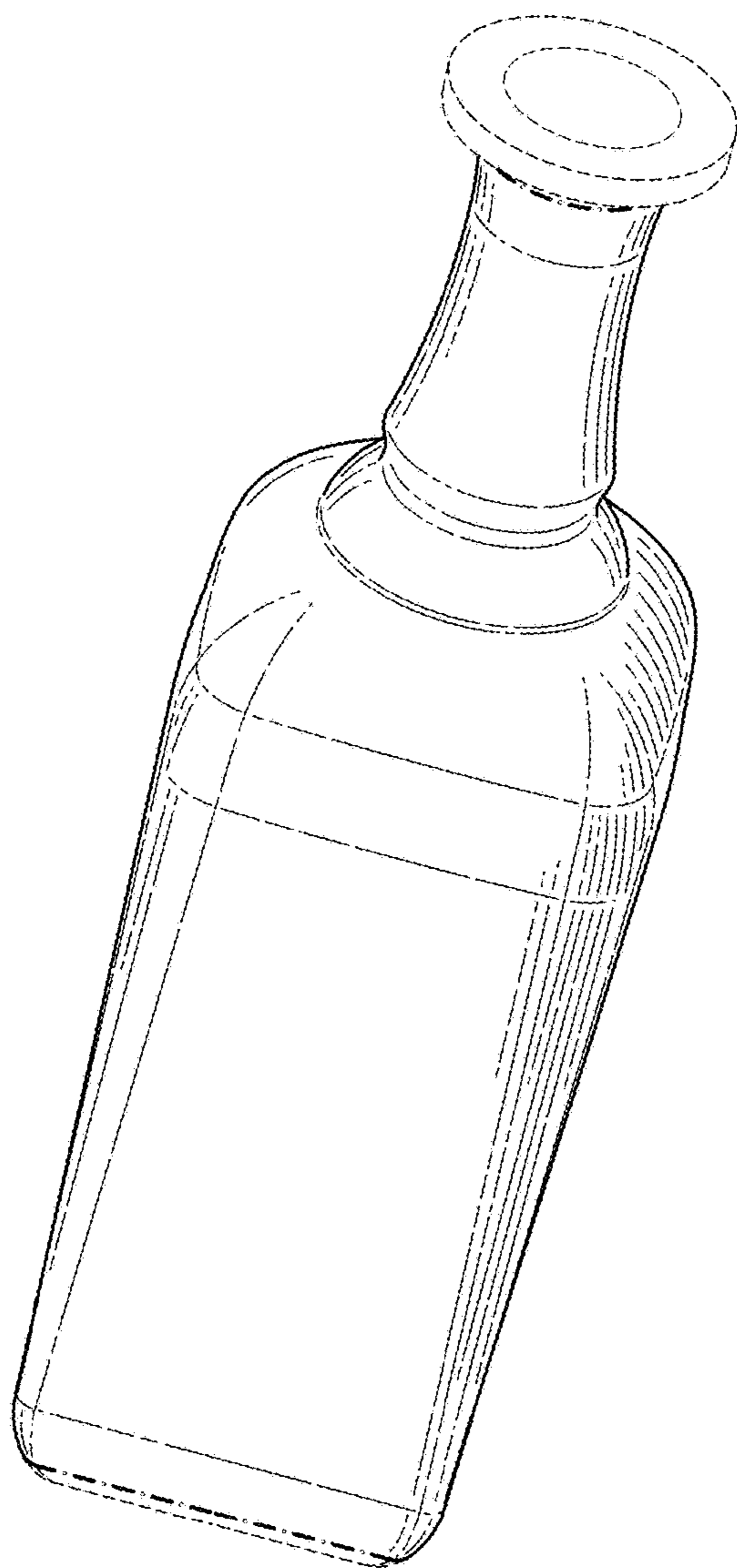


FIG. 5

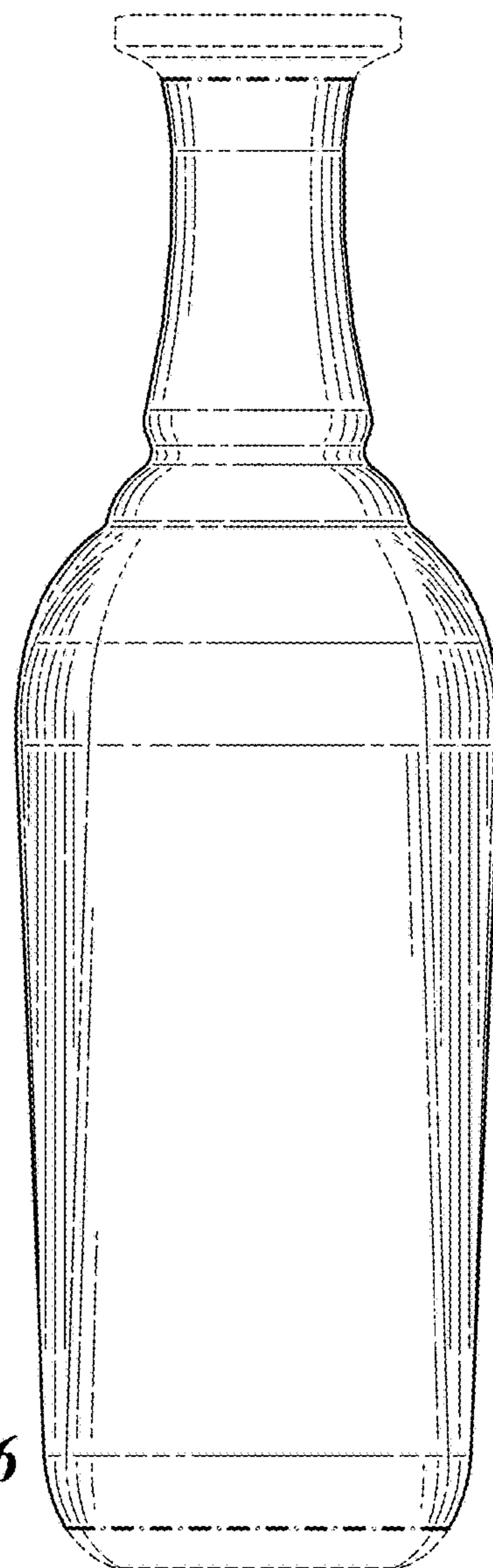


FIG. 6

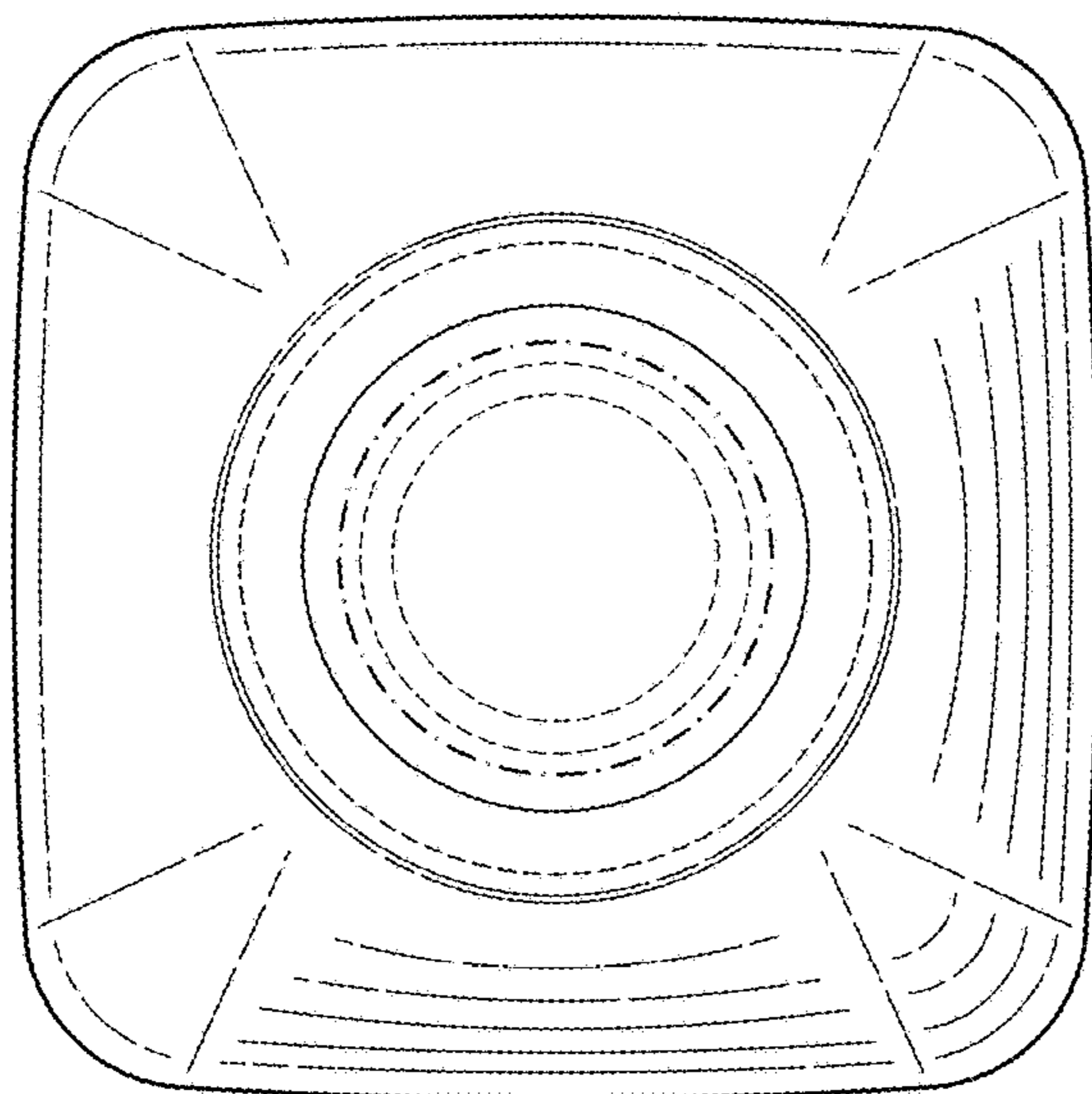


FIG. 7

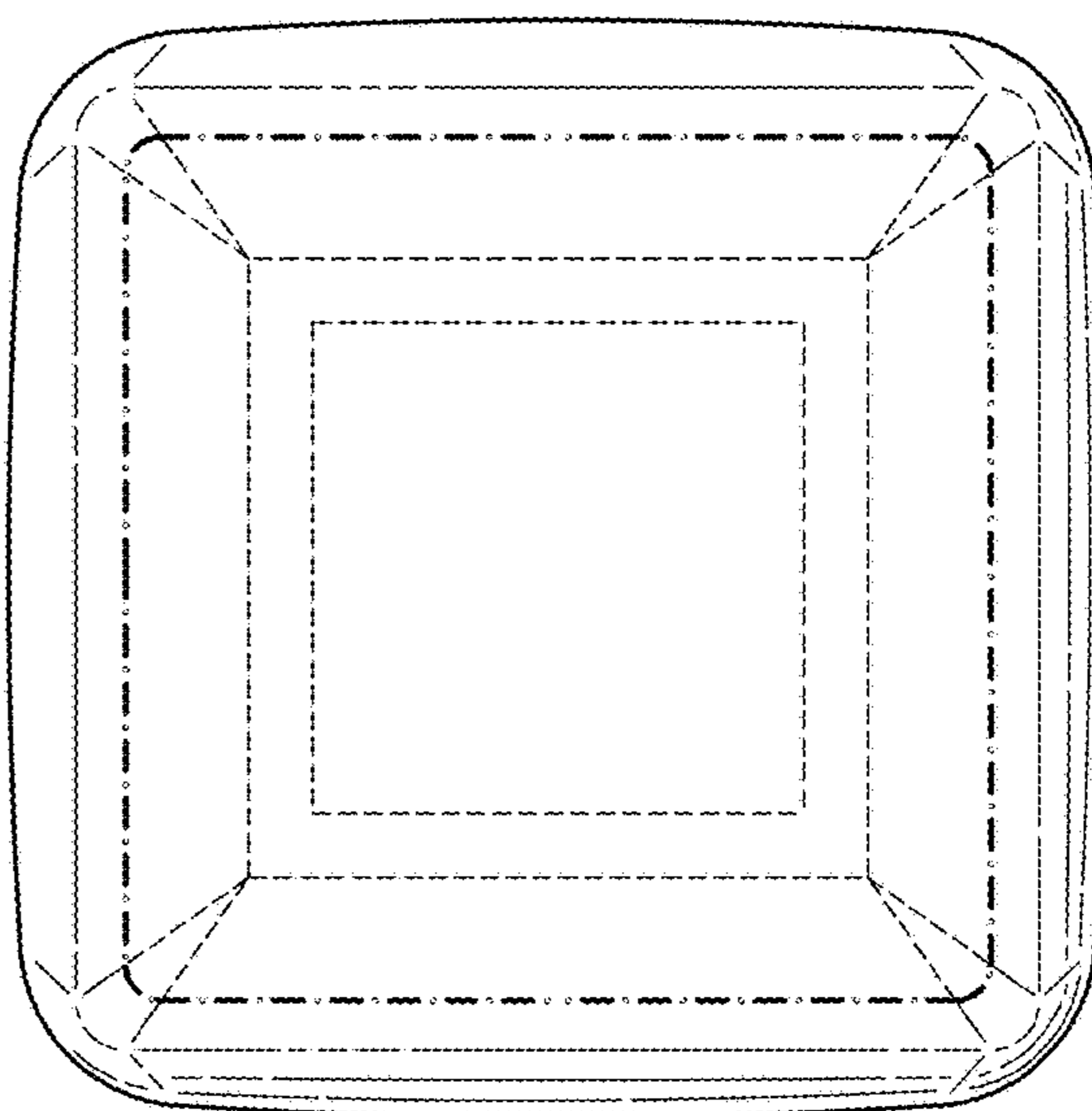


FIG. 8