



US00D853240S

(12) **United States Design Patent** (10) **Patent No.:** **US D853,240 S**
Steel (45) **Date of Patent:** **** Jul. 9, 2019**

(54) **CONTAINER**

- (71) Applicant: **Jeffrey Steel**, Hoboken, NJ (US)
- (72) Inventor: **Jeffrey Steel**, Hoboken, NJ (US)
- (73) Assignee: **Cotapaxi Custom Design and Manufacturing LLC**, Carlstadt, NJ (US)
- (**) Term: **15 Years**
- (21) Appl. No.: **29/619,208**
- (22) Filed: **Sep. 27, 2017**

Related U.S. Application Data

- (63) Continuation-in-part of application No. 29/600,547, filed on Apr. 13, 2017, and a continuation-in-part of application No. 29/616,055, filed on Sep. 1, 2017, and a continuation of application No. 29/600,547, filed on Apr. 13, 2017.
- (51) **LOC (11) Cl.** **09-03**
- (52) **U.S. Cl.**
USPC **D9/504; D9/549**
- (58) **Field of Classification Search**
USPC D9/414-420, 421-429, 614-624, 434, D9/661-664, 721, 722, 500, 503, 504; D7/601, 602, 612, 709, 703; D3/273, D3/276, 309, 290, 304, 305, 315
CPC B65D 5/00; B65D 5/001; B65D 5/0015; B65D 5/0227-0254; B65D 5/18; B65D 5/38; B65D 5/40; B65D 5/2033; B65D 1/22; B65D 71/16; B65D 1/24; B65D 1/34; B65D 5/20; B65D 5/30; B65D 5/321; B65D 5/322; B65B 5/06
See application file for complete search history.

(56) **References Cited**

U.S. PATENT DOCUMENTS

1,736,264	A *	11/1929	Johnson	B65D 1/10 215/6
D266,485	S *	10/1982	Guerette	D9/500
D296,304	S *	6/1988	Poirier	D9/500
4,834,253	A *	5/1989	Crine	B65F 1/085 220/23.4
5,156,296	A *	10/1992	Vasquez	B30B 9/3053 100/223
D330,955	S *	11/1992	Humphries	D34/1
D353,766	S *	12/1994	Thorso	D9/428
D463,282	S *	9/2002	Mitchell	D9/500
D494,474	S *	8/2004	Houk	D27/190
D565,412	S *	4/2008	Fuller	D9/454
D573,461	S *	7/2008	Karam	D9/447
D593,811	S *	6/2009	Carreno	D7/608
D622,554	S *	8/2010	Carreno	D7/629
D655,562	S *	3/2012	Schenk	D7/307
D679,990	S *	4/2013	O'Brien	D9/428
D697,400	S *	1/2014	Bragalone	D9/416

(Continued)

Primary Examiner — Susan Bennett Hattan
Assistant Examiner — Omeed Agilee
(74) *Attorney, Agent, or Firm* — Steven E. Shapiro

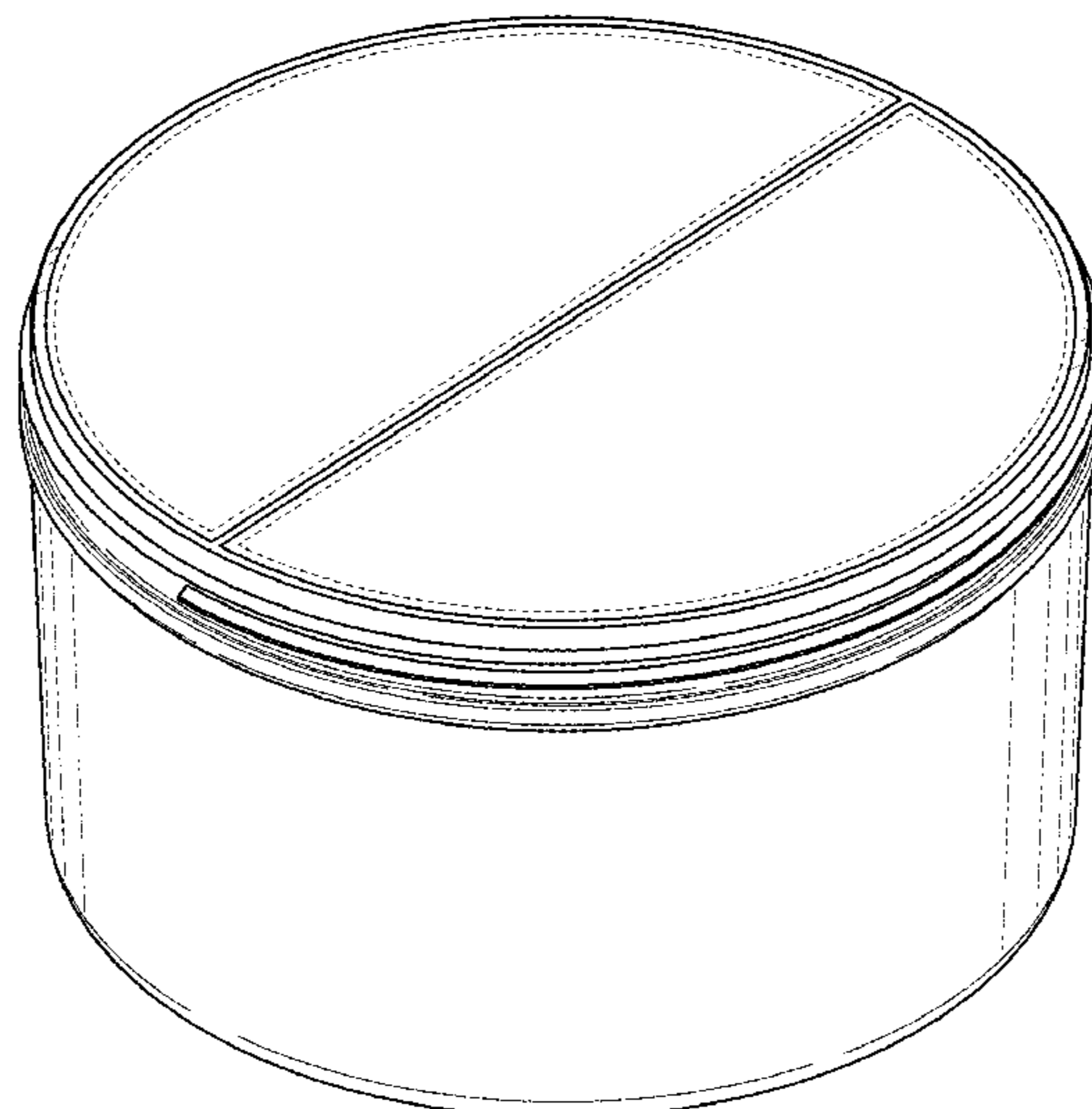
(57) **CLAIM**

The ornamental design for a container, as shown and described.

DESCRIPTION

FIG. 1 is a top perspective view of a container; FIG. 2 is a bottom perspective view of the container; FIG. 3 is a front elevation view of the container; FIG. 4 is a rear elevation view of the container; FIG. 5 is a right side elevation view of the container; FIG. 6 is a left side elevation view of the container; FIG. 7 is a top plan view of the container; and, FIG. 8 is a bottom plan view of the container. The broken lines and the areas inside the broken lines illustrate portions of the container that form no part of the claimed design.

1 Claim, 8 Drawing Sheets



(56)

References Cited

U.S. PATENT DOCUMENTS

D775,496 S *	1/2017	Szucs	D7/629
D808,796 S *	1/2018	Steel	D9/428
D815,518 S *	4/2018	Safdie	D9/504
D838,586 S *	1/2019	Steel	D9/428
2008/0017651 A1 *	1/2008	Walker	B65D 43/0208
			220/711
2013/0327765 A1 *	12/2013	Hirota	B65F 1/1426
			220/23.88
2017/0015467 A1 *	1/2017	Baer	B65D 25/04

* cited by examiner

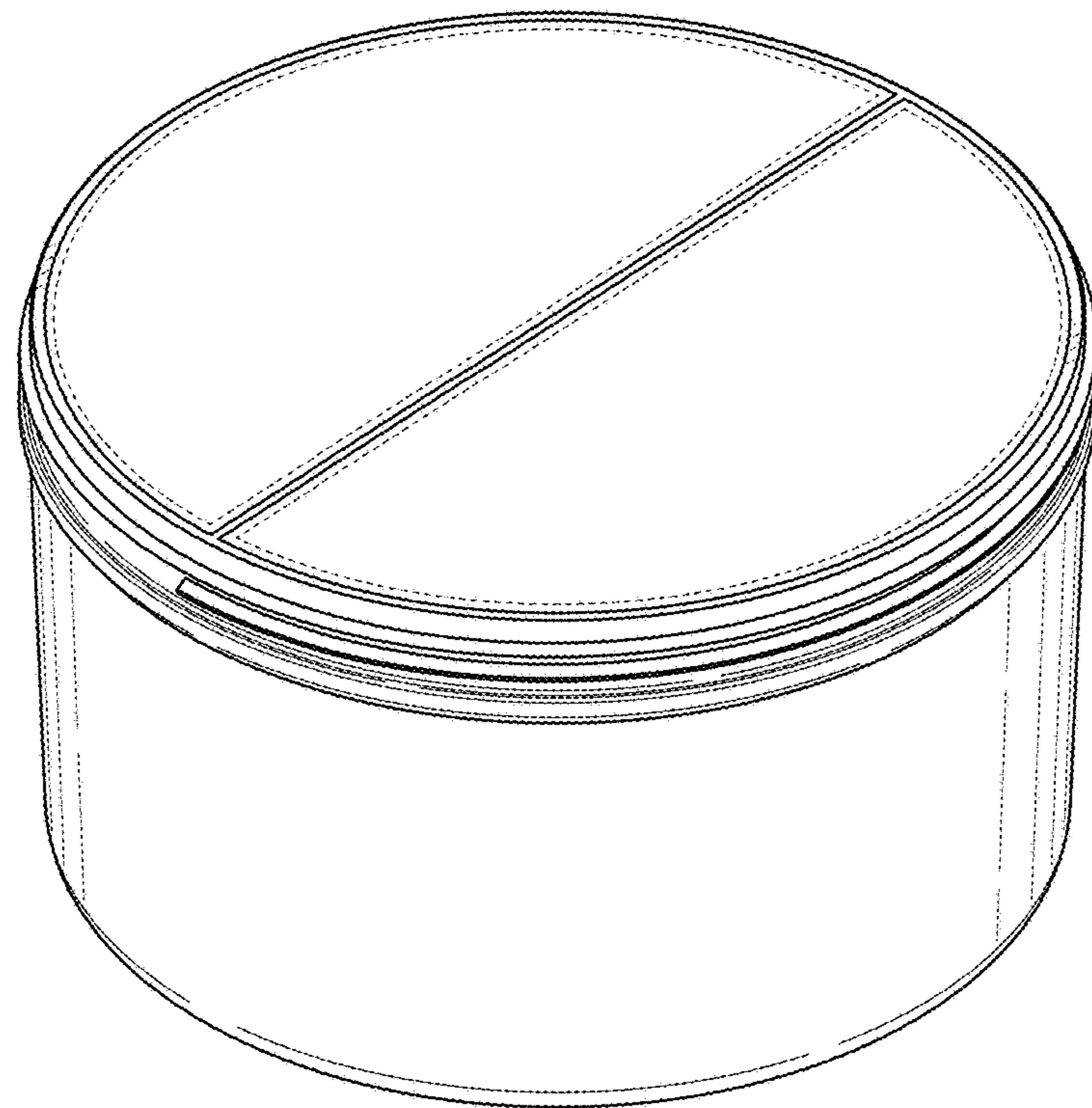


FIG. 1

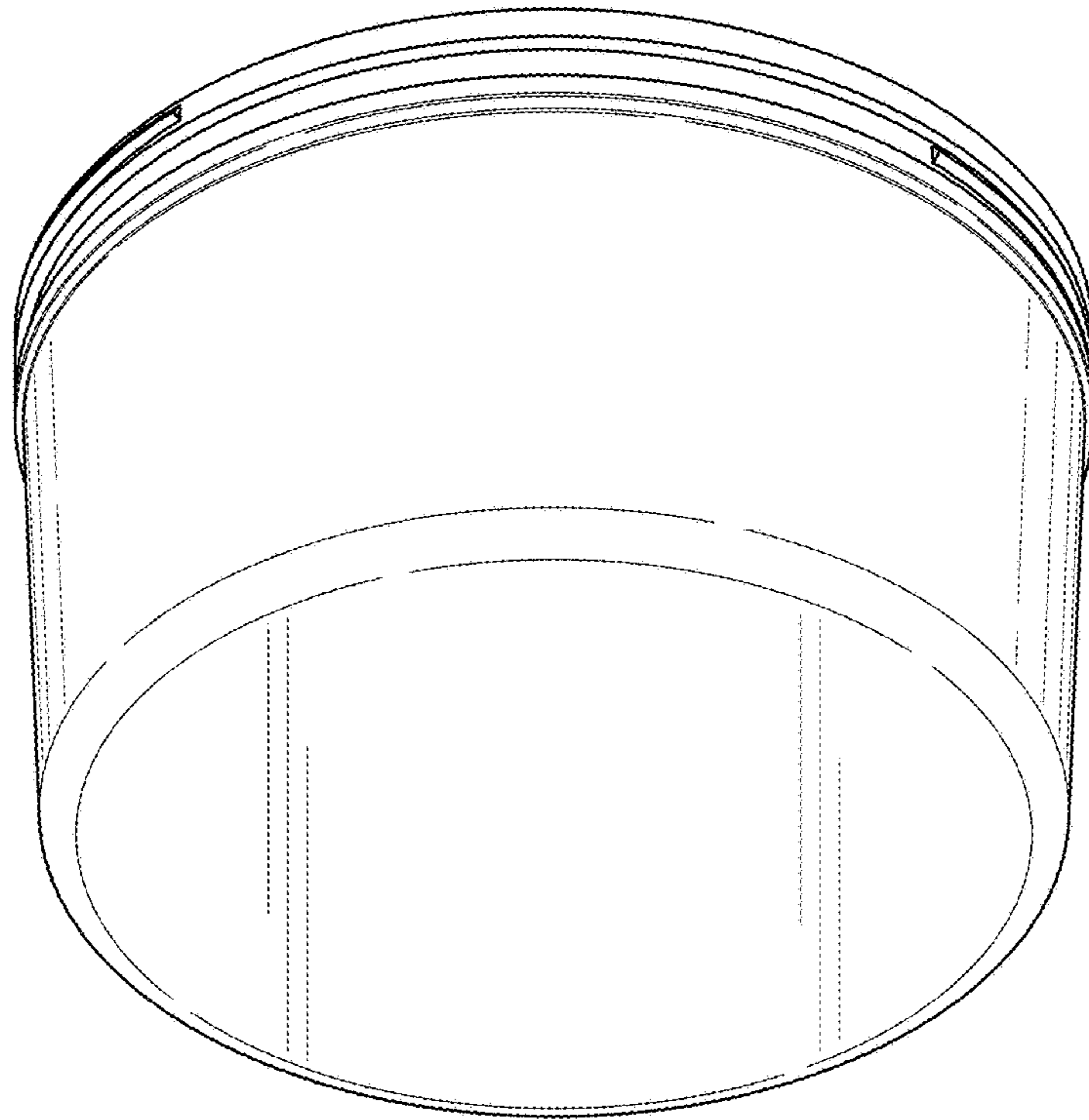


FIG. 2




FIG. 3

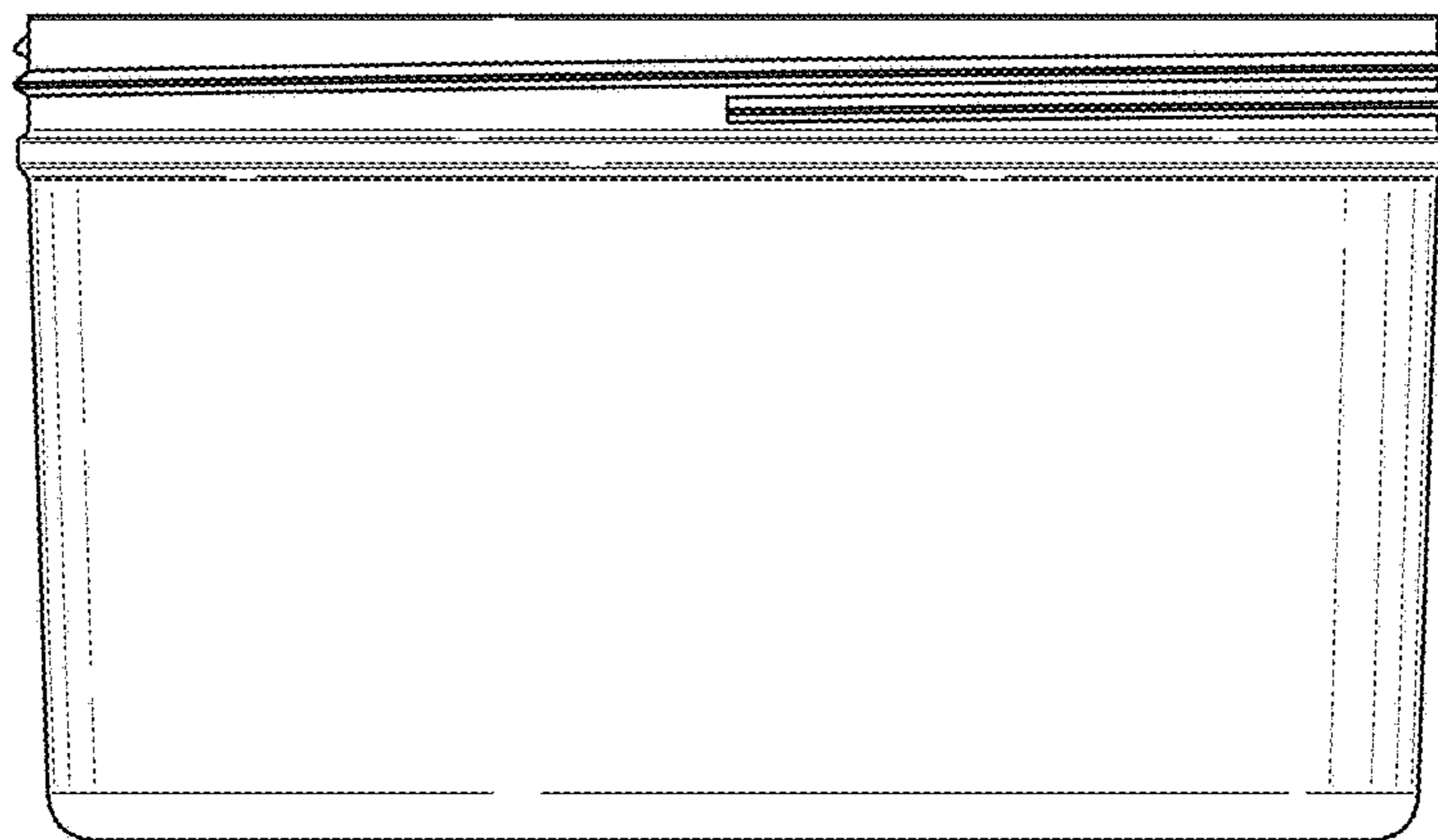


FIG. 4

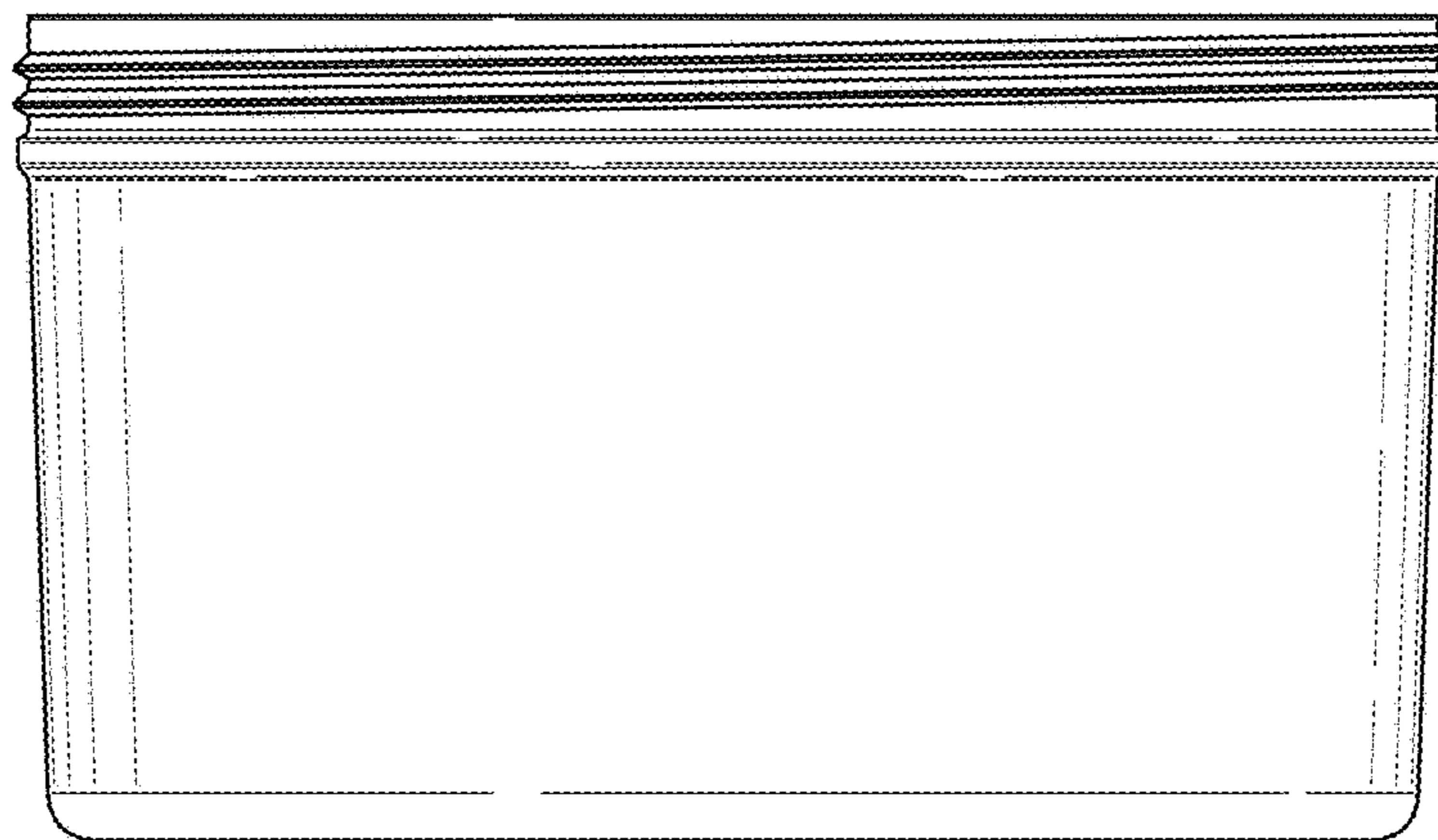


FIG. 5

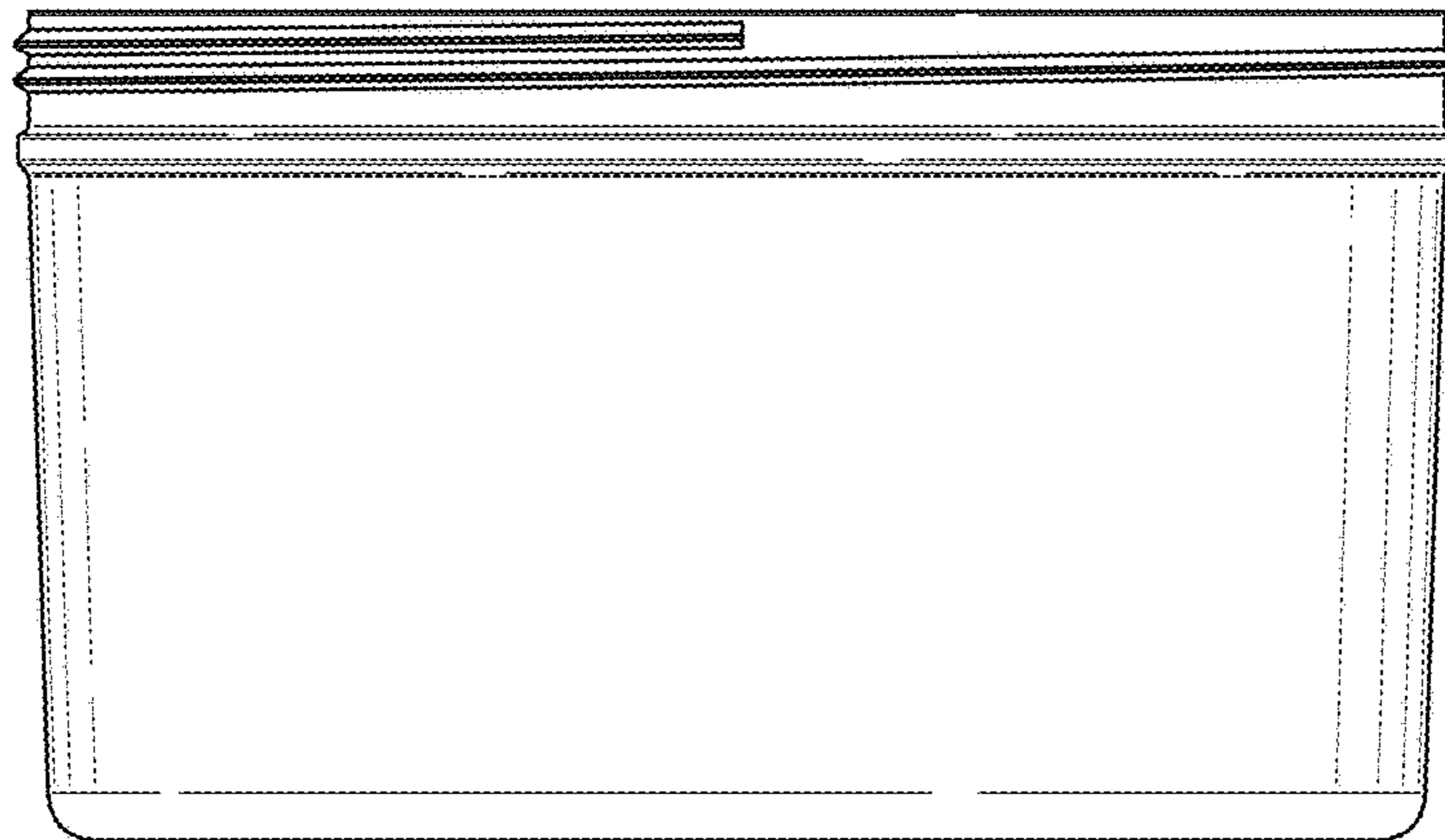


FIG. 6

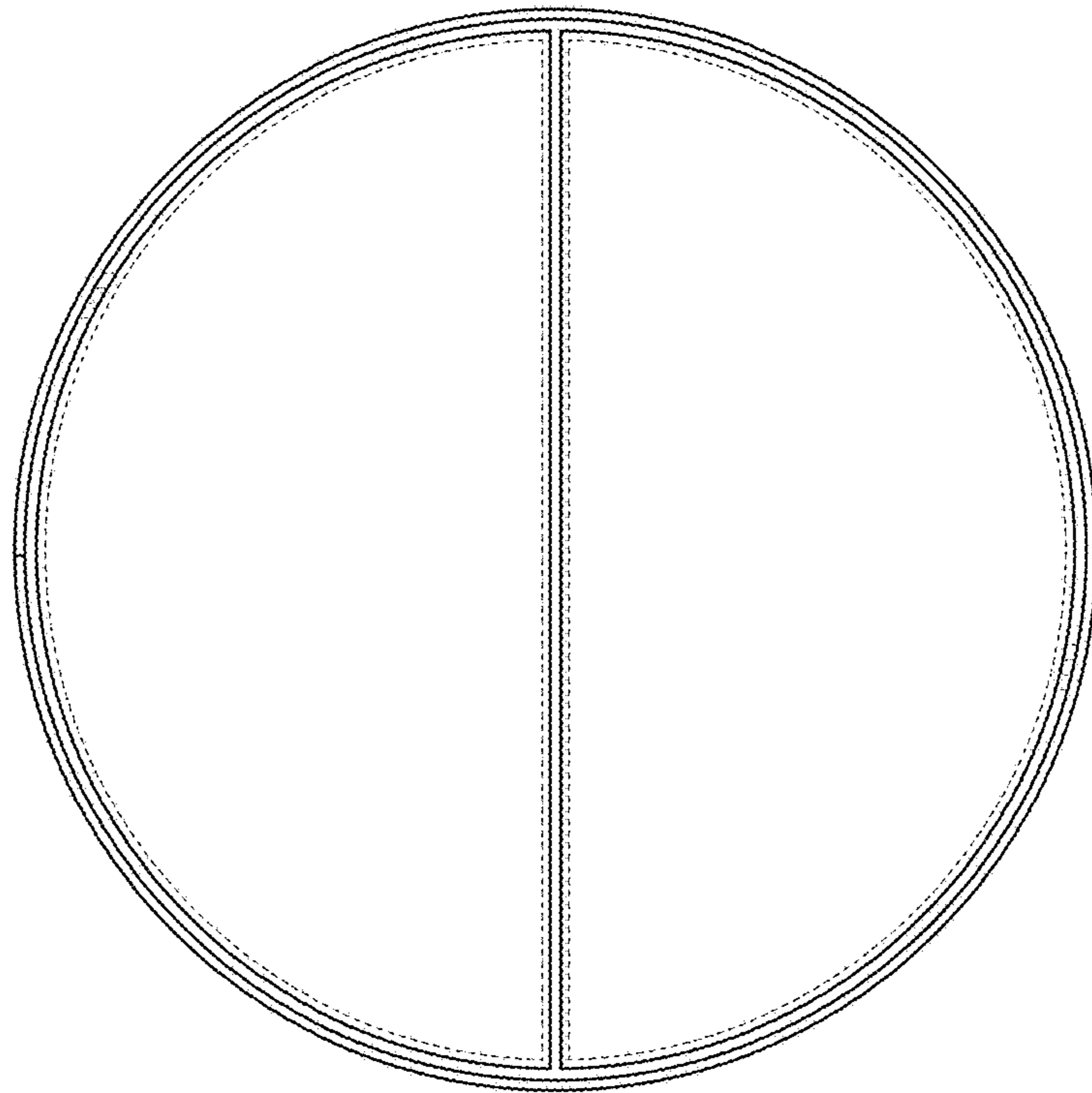


FIG. 7




FIG. 8