



US00D853227S

(12) **United States Design Patent**
Abadinsky

(10) **Patent No.:** **US D853,227 S**

(45) **Date of Patent:** **** Jul. 9, 2019**

(54) **DISPLAY PACKAGE**

(71) Applicant: **MSRF, INC.**, Chicago, IL (US)

(72) Inventor: **Donna Abadinsky**, Chicago, IL (US)

(73) Assignee: **MSRF, Inc.**, Chicago, IL (US)

(**) Term: **15 Years**

(21) Appl. No.: **29/608,802**

(22) Filed: **Jun. 26, 2017**

(51) **LOC (11) Cl.** **09-03**

(52) **U.S. Cl.**

USPC **D9/415**

(58) **Field of Classification Search**

USPC D9/414-418, 424, 425, 431, 707, 752,
D9/542; D6/552

CPC B65D 75/48; B65D 75/32

See application file for complete search history.

(56) **References Cited**

U.S. PATENT DOCUMENTS

D315,871 S *	4/1991	Whitebread	D9/757
D319,976 S *	9/1991	Wortley	D9/707
D330,325 S *	10/1992	Kocon	D6/552
D365,753 S *	1/1996	Sibbio	D9/415
D420,578 S *	2/2000	Plumer	D9/415
D424,427 S *	5/2000	Saputo	D9/415
D429,637 S *	8/2000	Kumakura	D9/415
D435,214 S *	12/2000	Humphrey	D9/415
D441,645 S *	5/2001	Longhurst	D9/415
D466,803 S *	12/2002	Yang	D9/415
D469,686 S *	2/2003	Yang	D9/415
D471,099 S *	3/2003	Yang	D9/415
D472,140 S *	3/2003	Yang	D9/415
D497,547 S *	10/2004	Kumakura	D9/415

D503,883 S *	4/2005	Cox	D9/415
D516,920 S *	3/2006	Abadinsky	D9/542
D561,578 S *	2/2008	Smith	D9/414
D578,873 S *	10/2008	Plumer	D9/415
D597,832 S *	8/2009	Bischoff	D9/431
D646,963 S *	10/2011	Kalil	D9/415
D651,075 S *	12/2011	Ren	D9/431
D682,711 S *	5/2013	Rider	D9/715
D700,836 S *	3/2014	Lai	D9/415
D701,455 S *	3/2014	Shepherd	D9/418
D707,550 S *	6/2014	Limback	D9/424
D764,274 S *	8/2016	Arinsmier	D9/425
D781,718 S *	3/2017	Loyd	D9/707
D785,449 S *	5/2017	Cataudella	D9/415
D793,865 S *	8/2017	Bentley	D9/707
D809,911 S *	2/2018	Moskovich	D9/415

* cited by examiner

Primary Examiner — Rhea Shields

(74) *Attorney, Agent, or Firm* — Knechtel, Demeur & Samlan

(57) **CLAIM**

I claim the ornamental design for a display package, as shown and described.

DESCRIPTION

FIG. 1 is a perspective view taken from the right front corner of the display package showing our new design; FIG. 2 is a front view thereof; FIG. 3 is a right side view thereof; FIG. 4 is a left side view thereof; FIG. 5 is a rear view thereof; FIG. 6 is atop plan view thereof; and, FIG. 7 is a bottom view thereof.

The broken lines in the drawings represent portions of the display package which form no part of the claimed design.

1 Claim, 4 Drawing Sheets

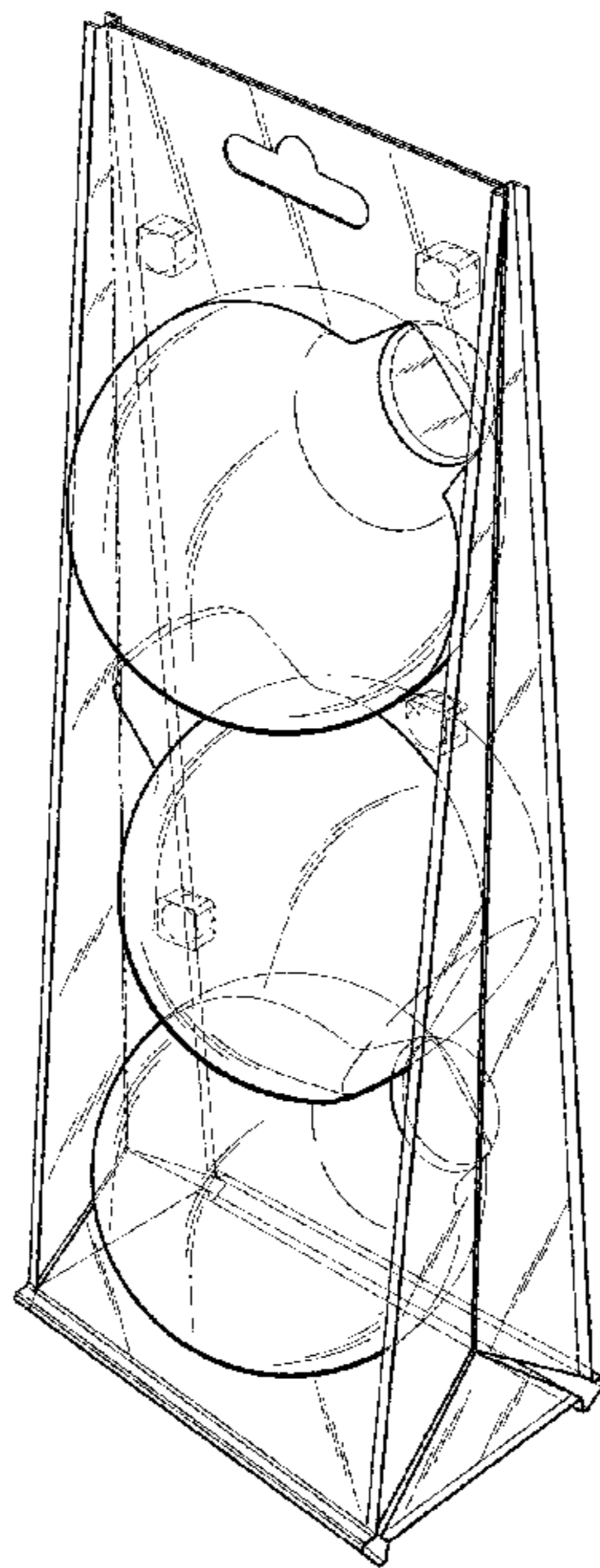


Fig. 1

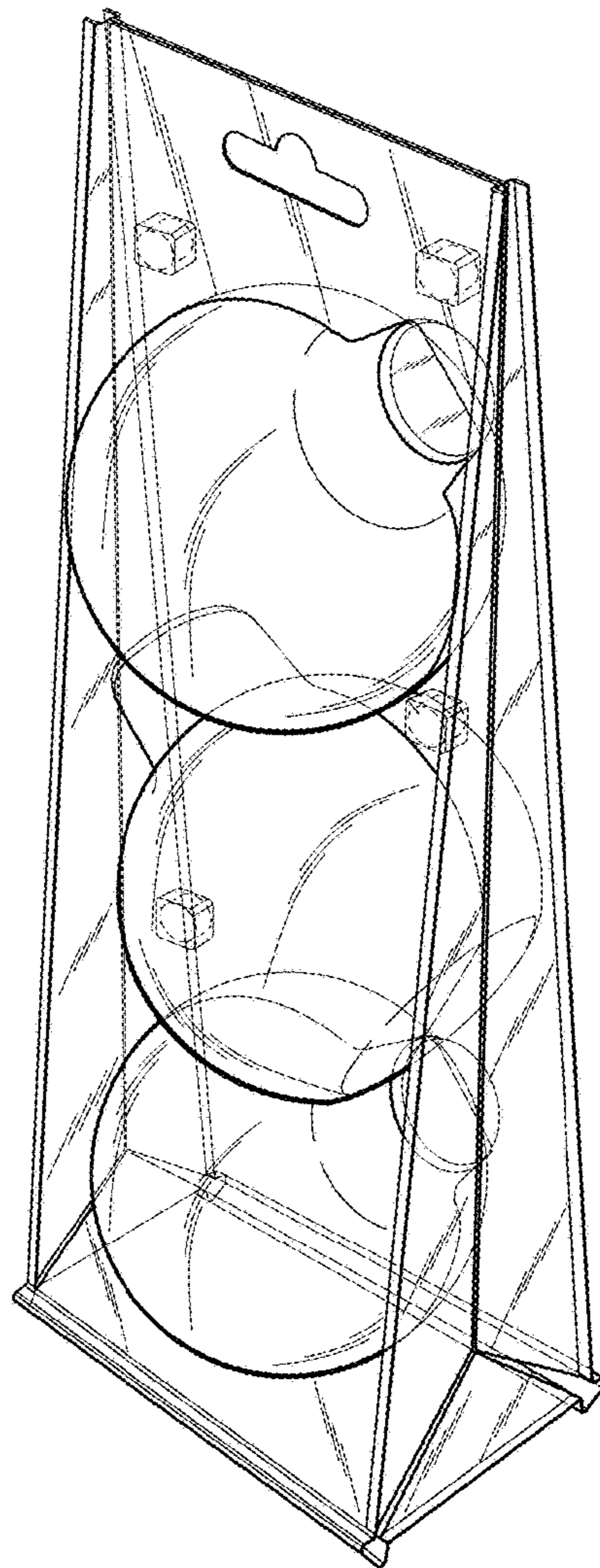


Fig. 2

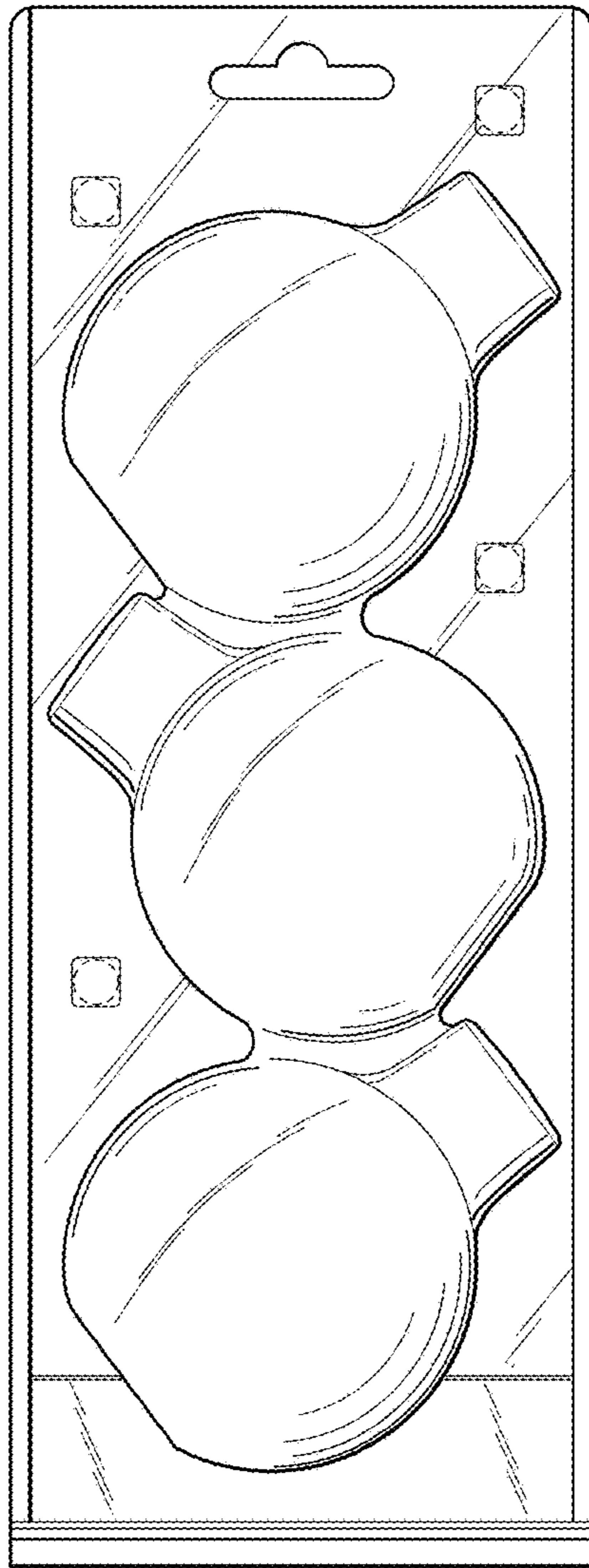


Fig. 3

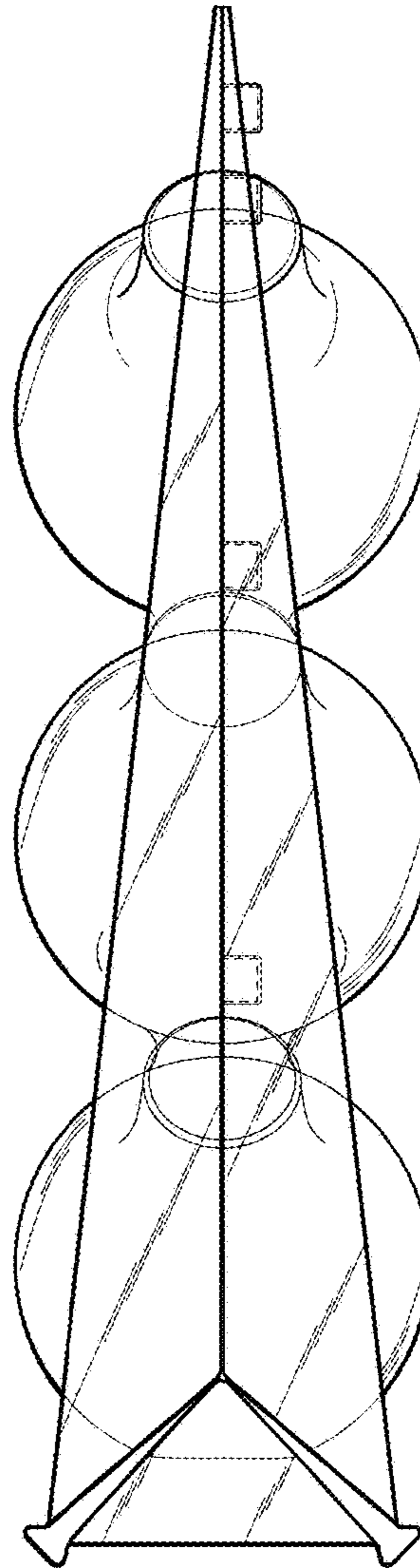


Fig. 5

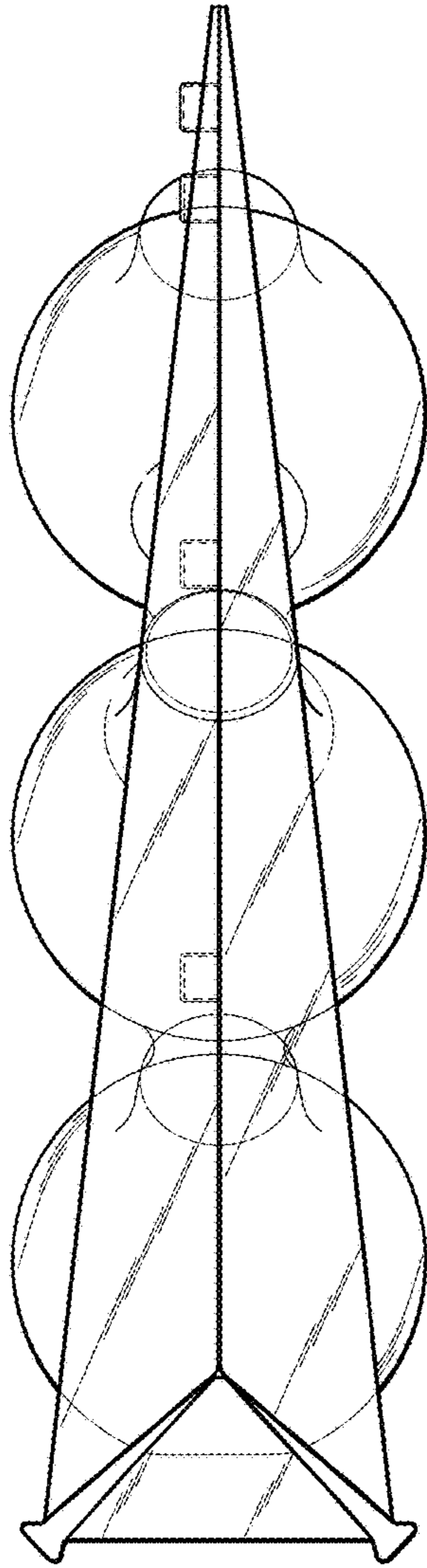


Fig. 4

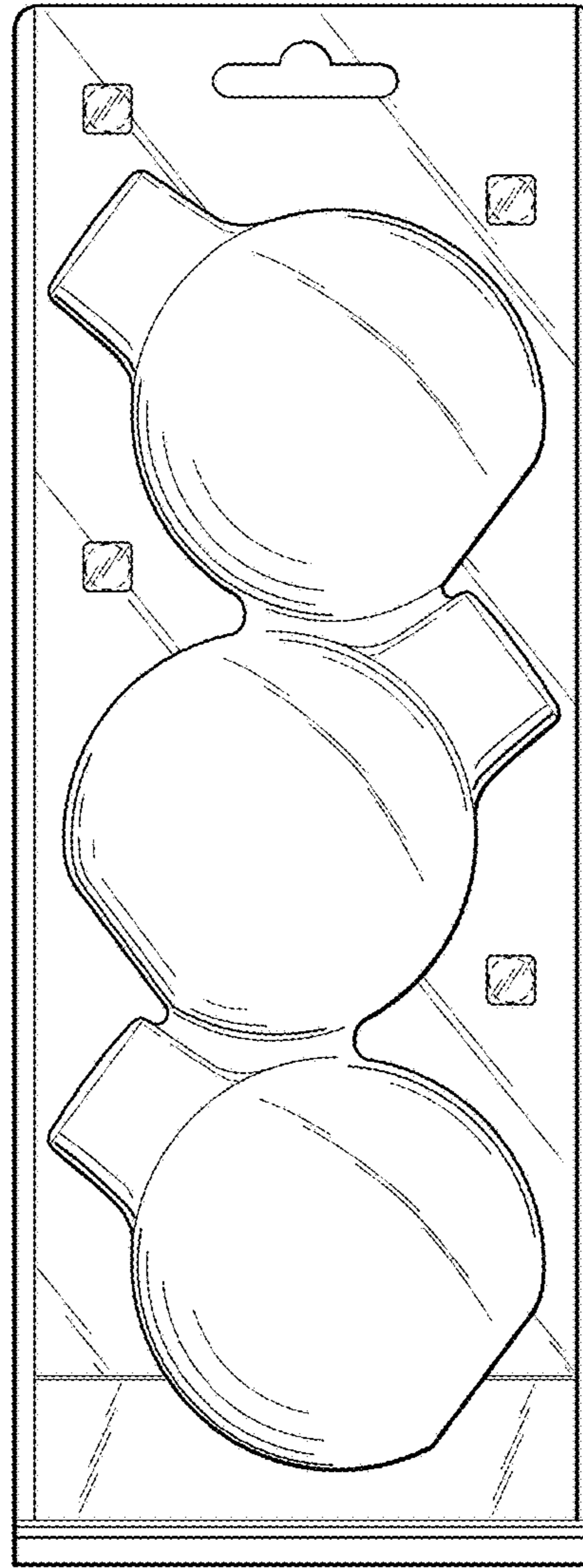


Fig. 6

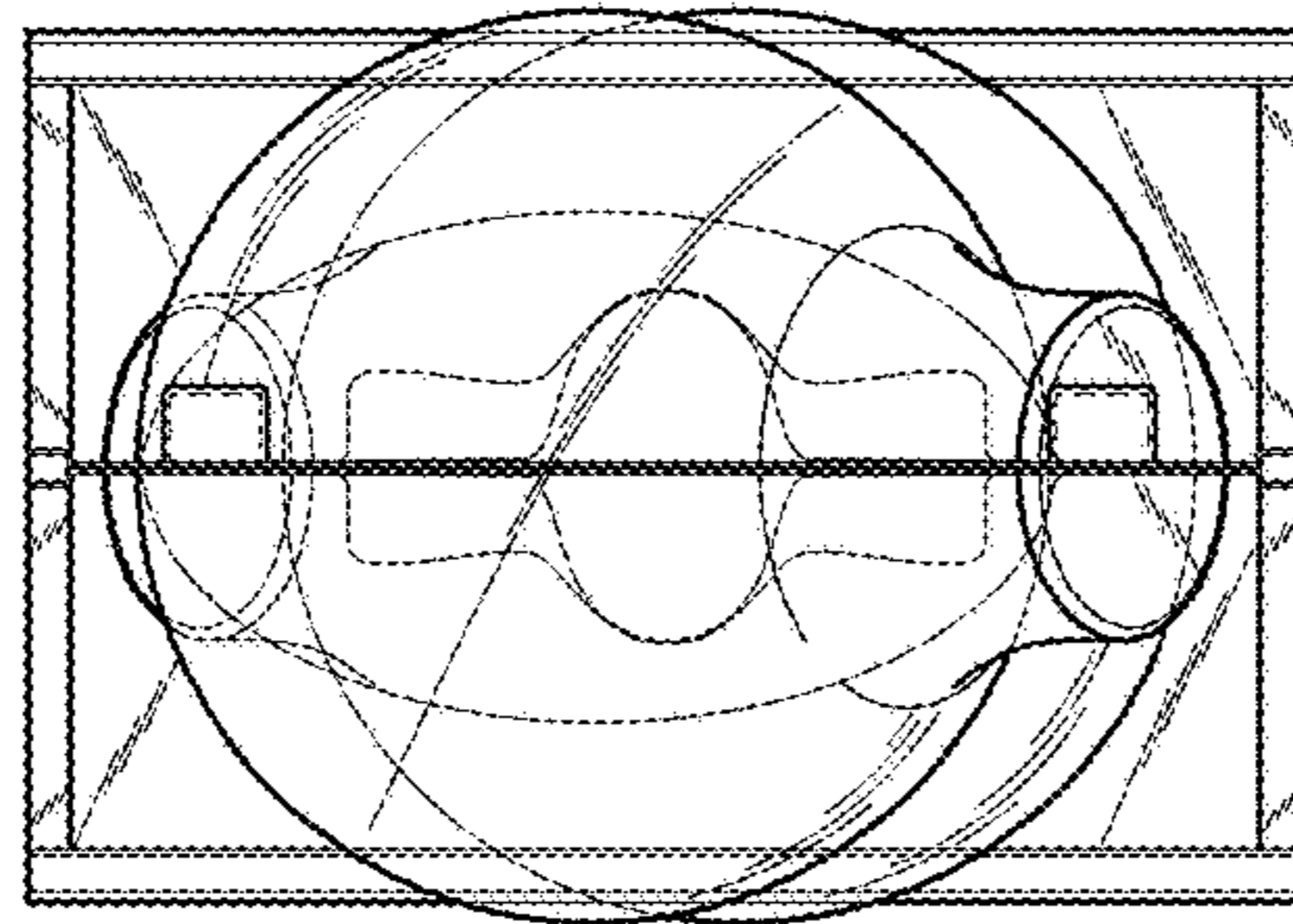


Fig. 7

