



US00D853218S

(12) **United States Design Patent**
Lee et al.

(10) **Patent No.:** **US D853,218 S**
(45) **Date of Patent:** **** Jul. 9, 2019**

(54) **HANDLE FOR HOME APPLIANCE**

(71) Applicant: **Samsung Electronics Co., Ltd.**,
Suwon-si (KR)

(72) Inventors: **Jae-Moon Lee**, Seoul (KR); **Selim Yoon**, Seongnam-si (KR); **Sunmin Lee**, Seoul (KR); **Yeonjin Jo**, Suwon-si (KR)

(73) Assignee: **Samsung Electronics Co., Ltd.**,
Suwon-si (KR)

(**) Term: **15 Years**

(21) Appl. No.: **29/607,510**

(22) Filed: **Jun. 14, 2017**

(30) **Foreign Application Priority Data**

Dec. 14, 2016 (KR) 30-2016-0060848

(51) **LOC (11) Cl.** **08-06**

(52) **U.S. Cl.**
USPC **D8/315**

(58) **Field of Classification Search**
USPC D08/1, 6-13, 94, 107, 315, 317, 303,
D08/321, 322; D06/522, 524
CPC .. A01B 1/22; A01D 1/14; A47B 95/02; A47B
2095/022; A47B 2095/023; A47B
2095/024; A47B 2095/025; A47B
2220/0047; F24C 15/00; F24C 15/02;
F25D 23/00; F25D 23/02
See application file for complete search history.

(56) **References Cited**

U.S. PATENT DOCUMENTS

D116,736 S * 9/1939 Bulman D6/522
D180,711 S * 7/1957 Gehrie D8/315
D202,877 S * 11/1965 Morse et al. D8/401
D226,404 S * 2/1973 Hauenstein D7/328

D237,242 S * 10/1975 Claxton 99/391
D241,602 S * 9/1976 Hanson et al. D7/350.4
D245,470 S * 8/1977 Ernest D7/350.4
D300,711 S * 4/1989 Moritani D7/350.4
D685,013 S * 6/2013 Meda D15/89
D718,605 S * 12/2014 Yang D15/89
D806,463 S * 1/2018 Gloger D7/334

OTHER PUBLICATIONS

Proctor Silex Toaster Vintage Proctor Toaster Oven Broiler New Old, posted Sep. 26, 2017, [retrieved Mar. 26, 2018]. Retrieved from Internet, <URL: <http://ucook.info/proctor-silex-toaster/proctor-silex-toaster-vintage-proctor-toaster-oven-broiler-new-old-stock-made-in-whats-it-worth-proctor-silex-22850-toaster-reviews>>.*

* cited by examiner

Primary Examiner — Barbara Fox

Assistant Examiner — Kristin E Reed

(74) *Attorney, Agent, or Firm* — NSIP Law

(57) **CLAIM**

We claim the ornamental design for a handle for home appliance, as shown and described.

DESCRIPTION

FIG. 1 is a front perspective view of a handle for home appliance showing our new design;
FIG. 2 is a front view thereof;
FIG. 3 is a rear view thereof;
FIG. 4 is a left-side view thereof;
FIG. 5 is a right-side view thereof;
FIG. 6 is a top view thereof; and,
FIG. 7 is a bottom view thereof.
The broken lines shown in the drawings depict portions of the handle for home appliance and form no part of the claimed design.

1 Claim, 7 Drawing Sheets

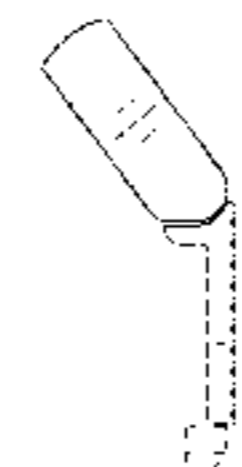
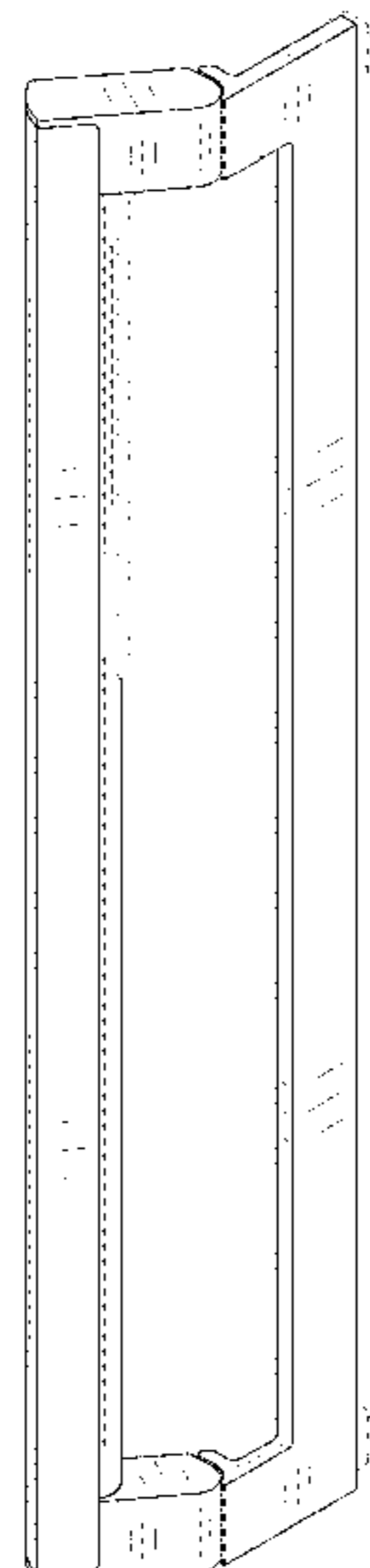


FIG. 1

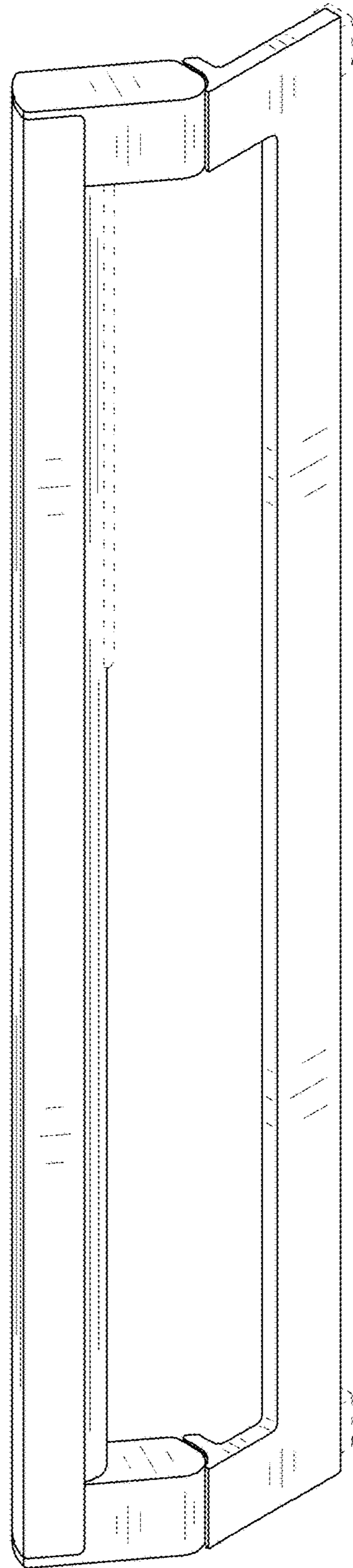


FIG. 2




FIG. 3




FIG. 4




FIG. 5

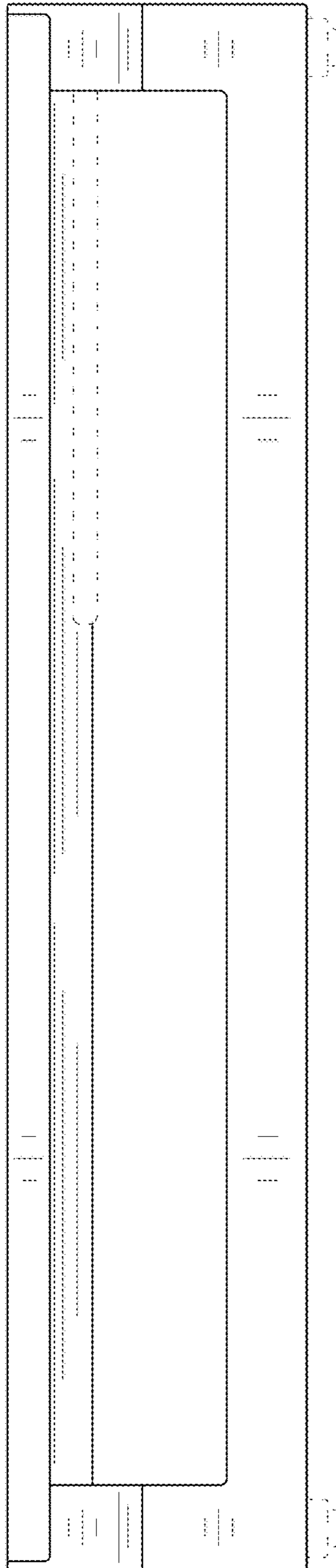


FIG. 6

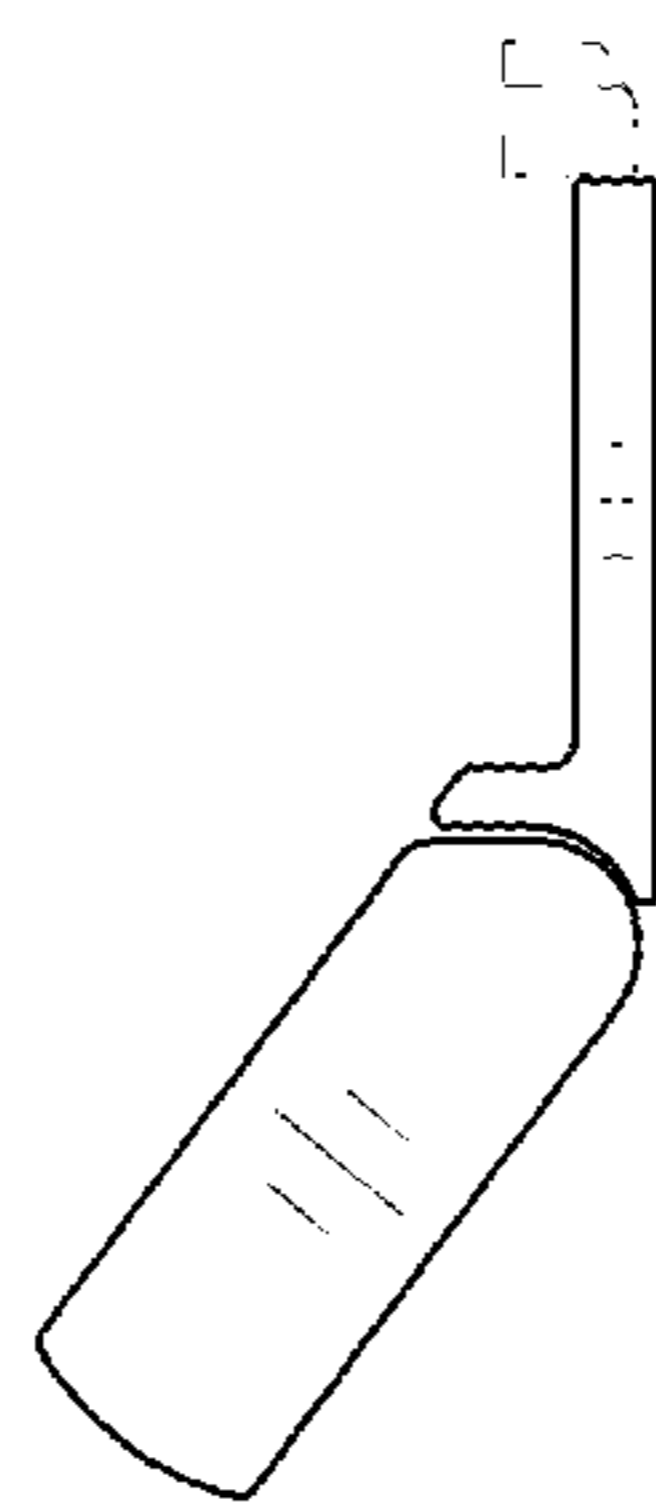


FIG. 7

