



US00D853157S

(12) **United States Design Patent** (10) **Patent No.:** **US D853,157 S**
Harris (45) **Date of Patent:** **** Jul. 9, 2019**

(54) **DRESSER**
(71) Applicant: **Holland House**, Indianapolis, IN (US)
(72) Inventor: **Charles Harris**, High Point, NC (US)
(73) Assignee: **Holland House**, Indianapolis, IN (US)
(**) Term: **15 Years**
(21) Appl. No.: **29/677,477**
(22) Filed: **Jan. 21, 2019**
(51) **LOC (11) Cl.** **06-04**
(52) **U.S. Cl.**
USPC **D6/668.2**
(58) **Field of Classification Search**
USPC D6/663, 664.1, 668, 668.1, 668.2, 669,
D6/671, 671.1, 671.2, 705, 705.5
CPC A47B 17/04; A47B 67/00; A47B 67/005;
A47B 67/04; A47B 88/00; A47B 88/40
See application file for complete search history.

(56) **References Cited**

U.S. PATENT DOCUMENTS

D149,434 S	*	4/1948	Moberg	D6/671.1
D176,404 S	*	12/1955	Carr	D6/671.1
D178,054 S	*	6/1956	Herrmann	D6/671.1
D246,214 S	*	11/1977	Brubaker	D6/671.1
D335,409 S		5/1993	Kellems	D6/510
D341,253 S	*	11/1993	Ballman	D6/669
D373,272 S		9/1996	Saunders	D6/492
D404,945 S		2/1999	Simpkins et al.	D6/510
D407,238 S		3/1999	Zaidman	D6/446
D407,239 S		3/1999	Zaidman	D6/446
D408,203 S		4/1999	D'Agaro et al.	D6/628
D417,571 S		12/1999	Teufel et al.	D6/510
D440,426 S		4/2001	Morrow	D6/445

D441,221 S		5/2001	O'Hare et al.	D6/446
D442,802 S		5/2001	Morrow	D6/446
D448,586 S		10/2001	O'Hare et al.	D6/446
D454,724 S		5/2002	Hoknson	D6/441
D458,780 S		6/2002	Siepmann et al.	D6/510
D483,206 S		12/2003	Schweikarth	D6/510
D483,962 S	*	12/2003	Stanton	D6/668.2
D502,821 S		3/2005	Mohundro	D6/446
D511,254 S		11/2005	Draheim	D6/446
D549,486 S		8/2007	Sheppard	D6/446
D564,254 S		3/2008	Heublein	D6/446
D565,874 S		4/2008	Oura et al.	D6/510
D572,501 S		7/2008	Domack et al.	D6/441
D588,834 S		3/2009	Holt	D6/445
D600,957 S		9/2009	Welch	D6/510
D613,535 S		4/2010	Everson	D6/510
D623,435 S		9/2010	Najarian	D6/446
D628,828 S		12/2010	Everson	D6/446
D699,484 S	*	2/2014	James	D6/668.2

* cited by examiner

Primary Examiner — Mimosa De

(74) Attorney, Agent, or Firm — MacCord Mason PLLC

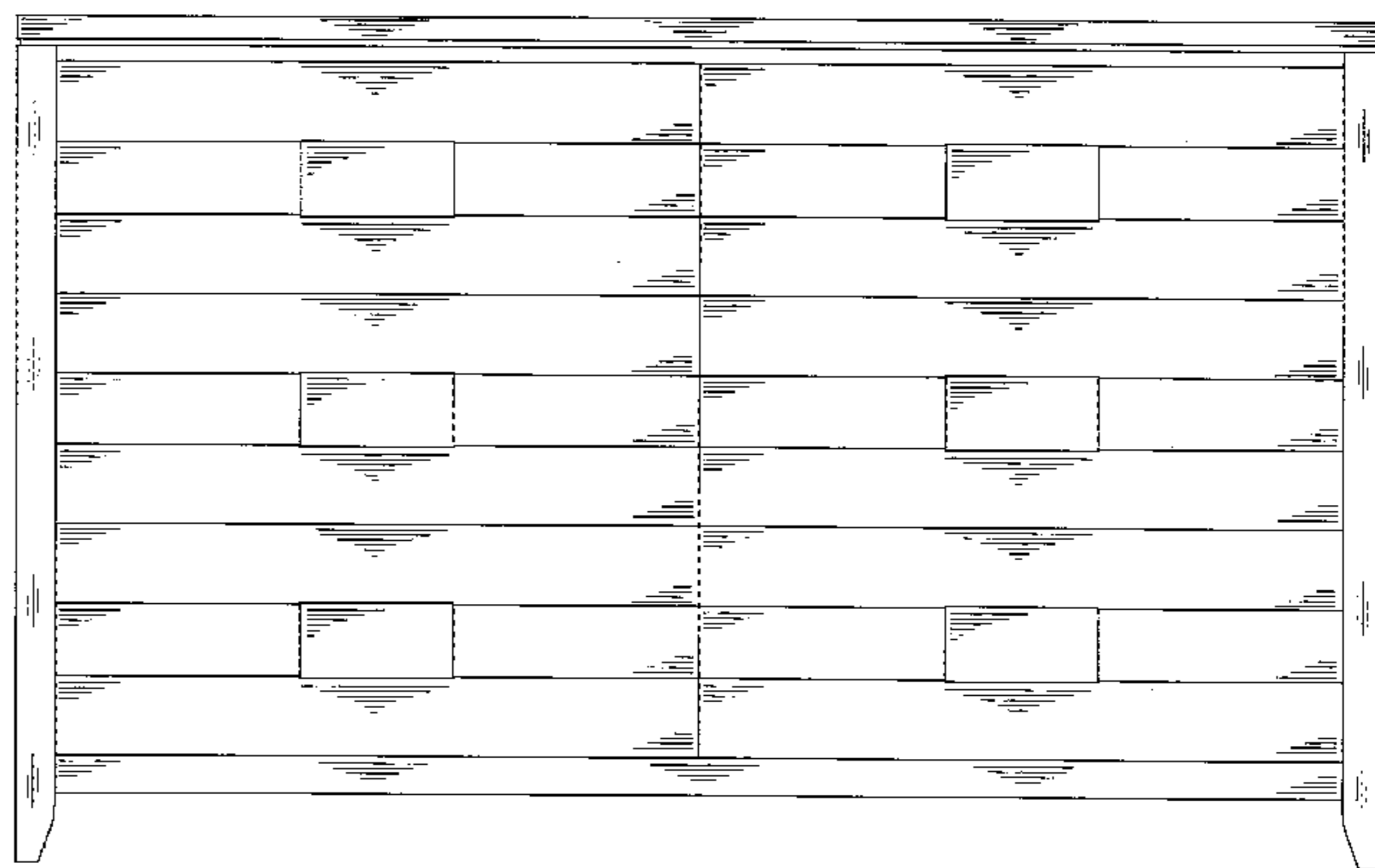
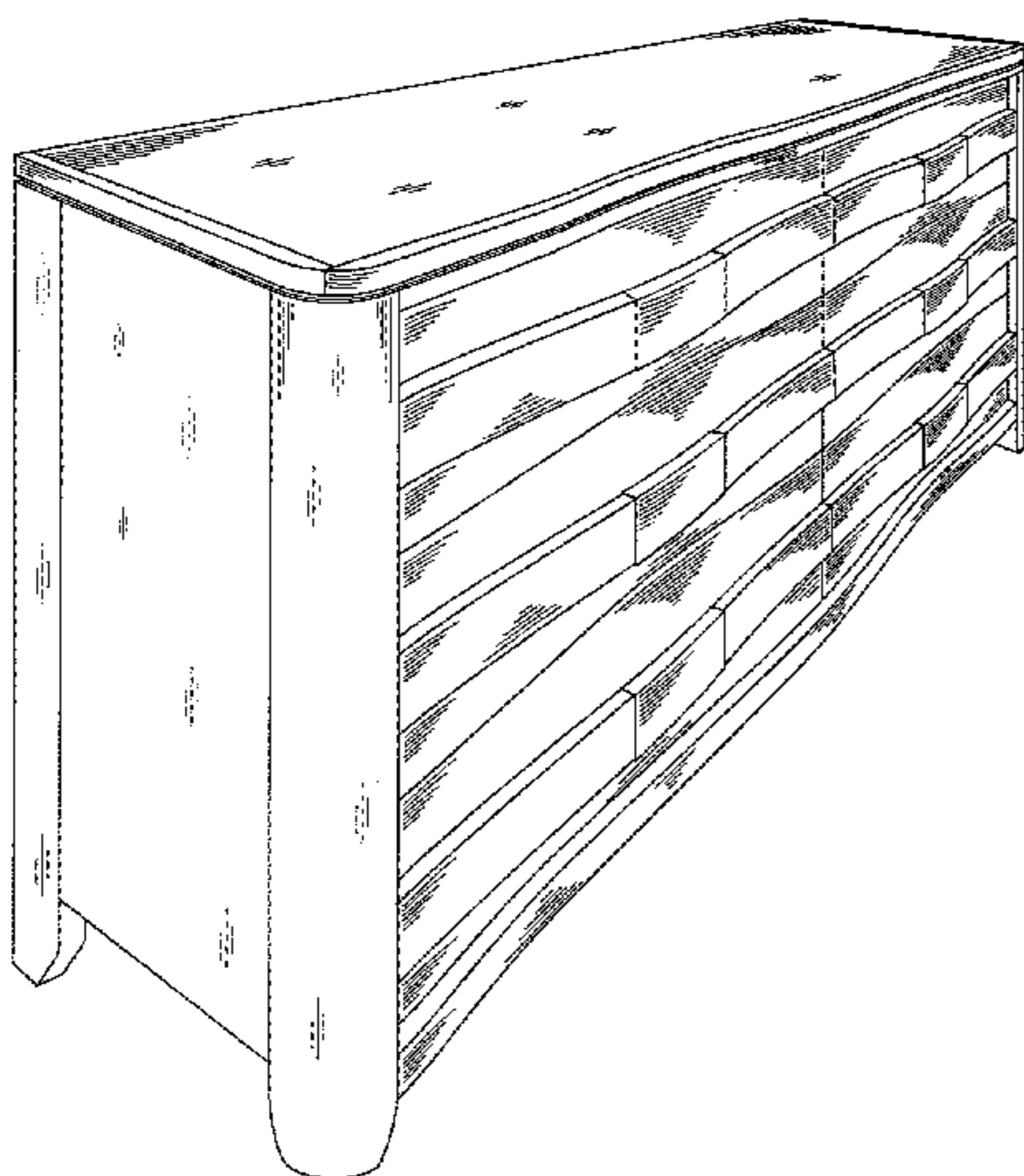
(57) **CLAIM**

The ornamental design for dresser, as shown and described.

DESCRIPTION

FIG. 1 is a front perspective view of a dresser showing my new design;
FIG. 2 is a front view thereof;
FIG. 3 is a right side view thereof;
FIG. 4 is a left side view thereof; and,
FIG. 5 is a top view thereof.
The surface or portion of the article not shown in the drawing or described in the specification forms no part of the claimed design.

1 Claim, 4 Drawing Sheets



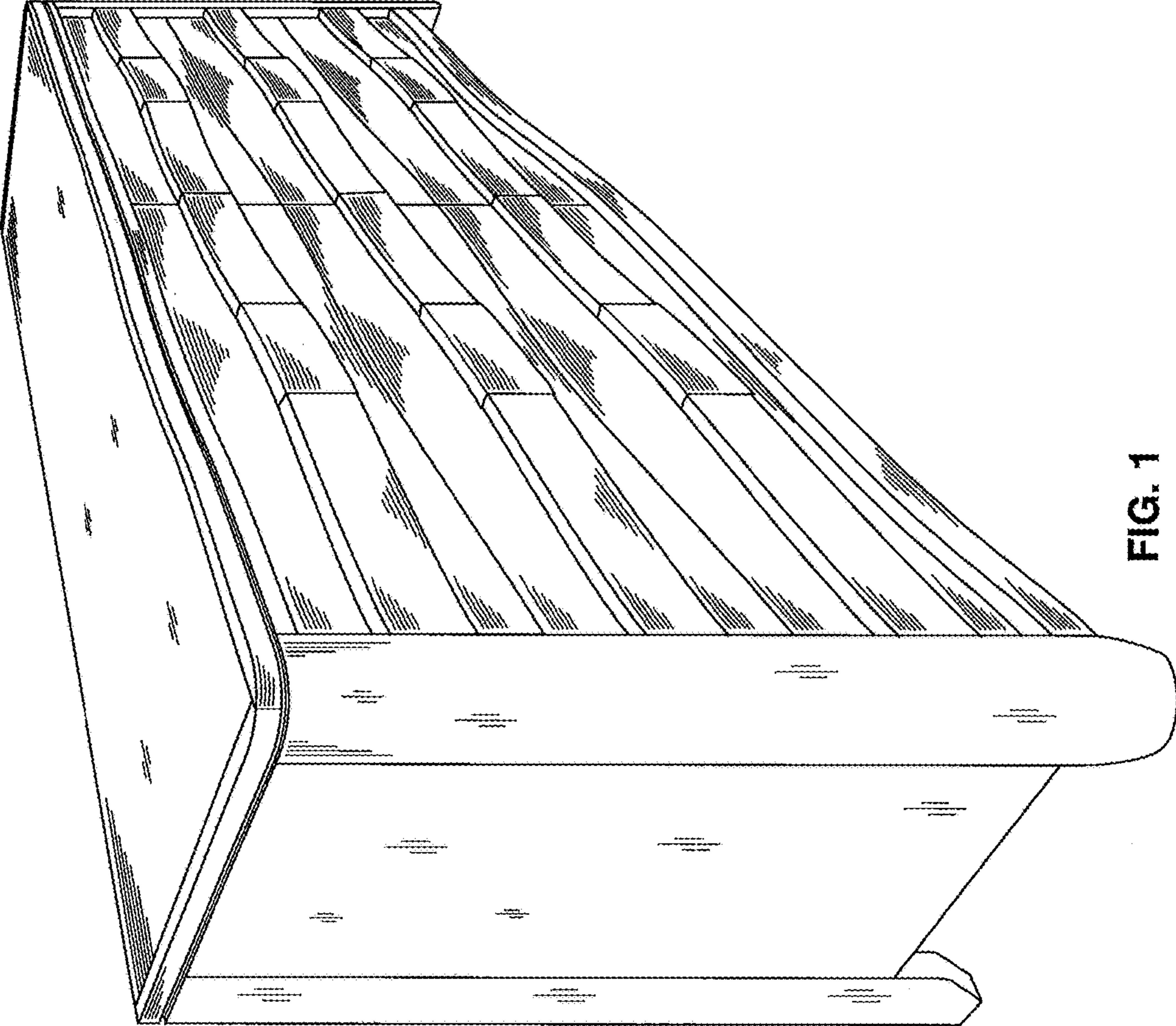


FIG. 1

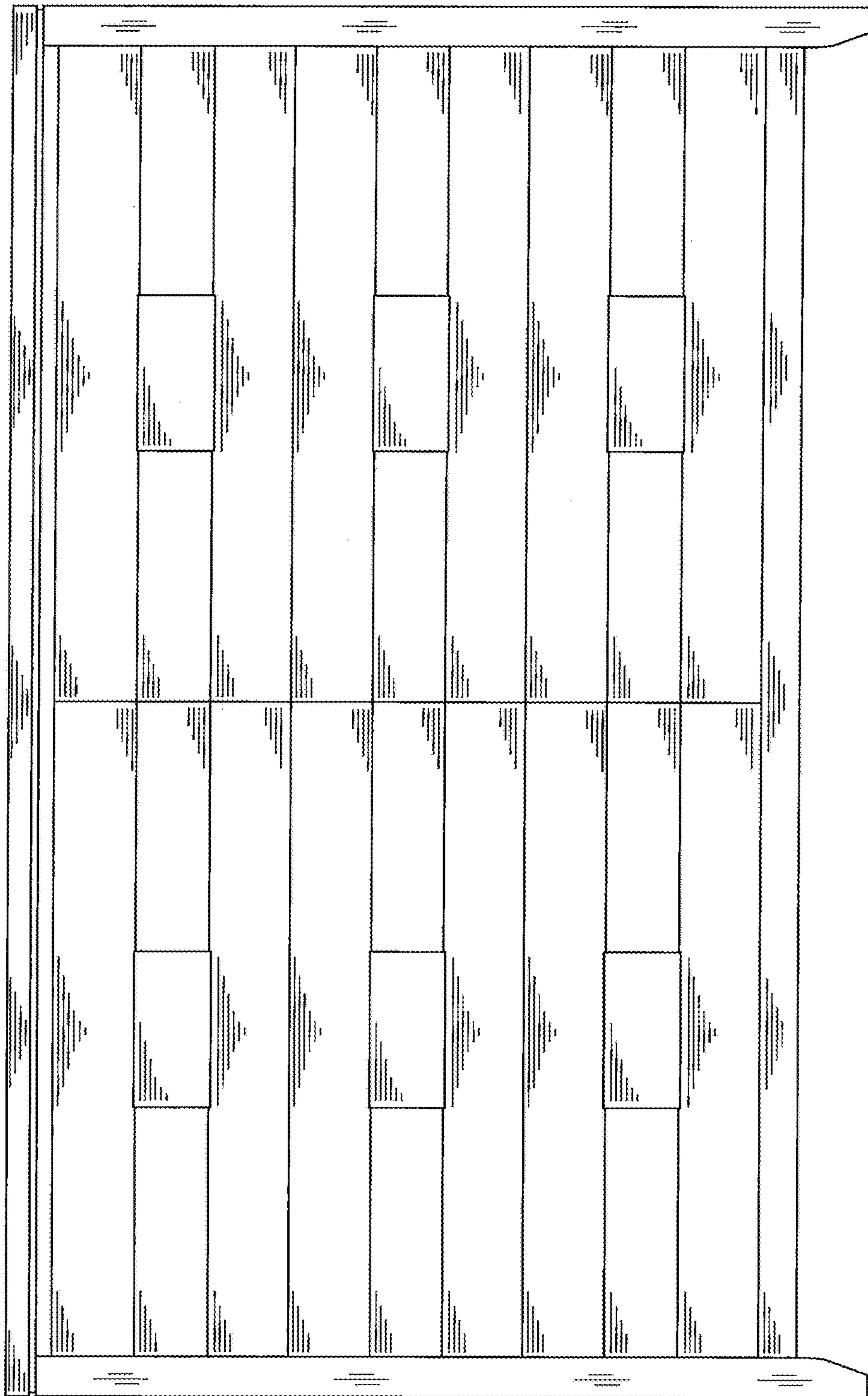


FIG. 2

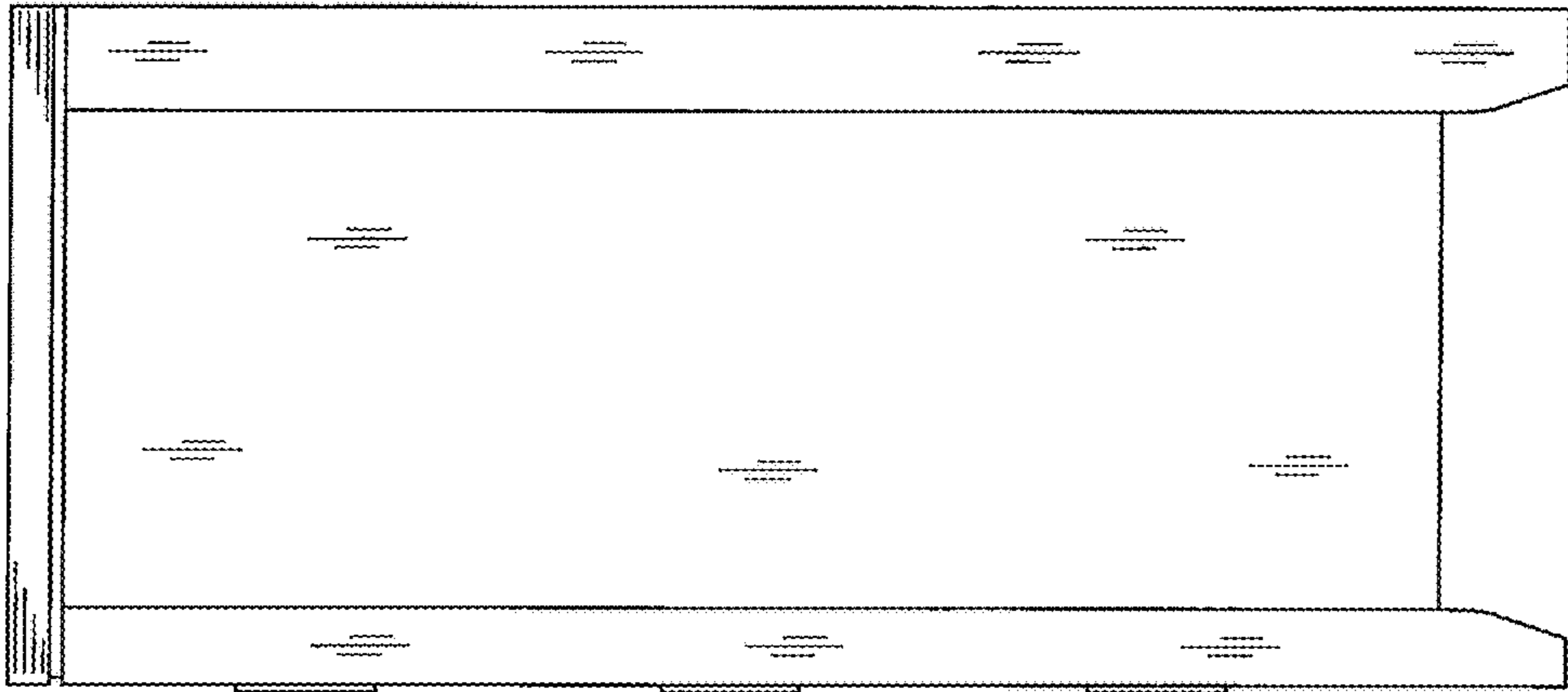


FIG. 4

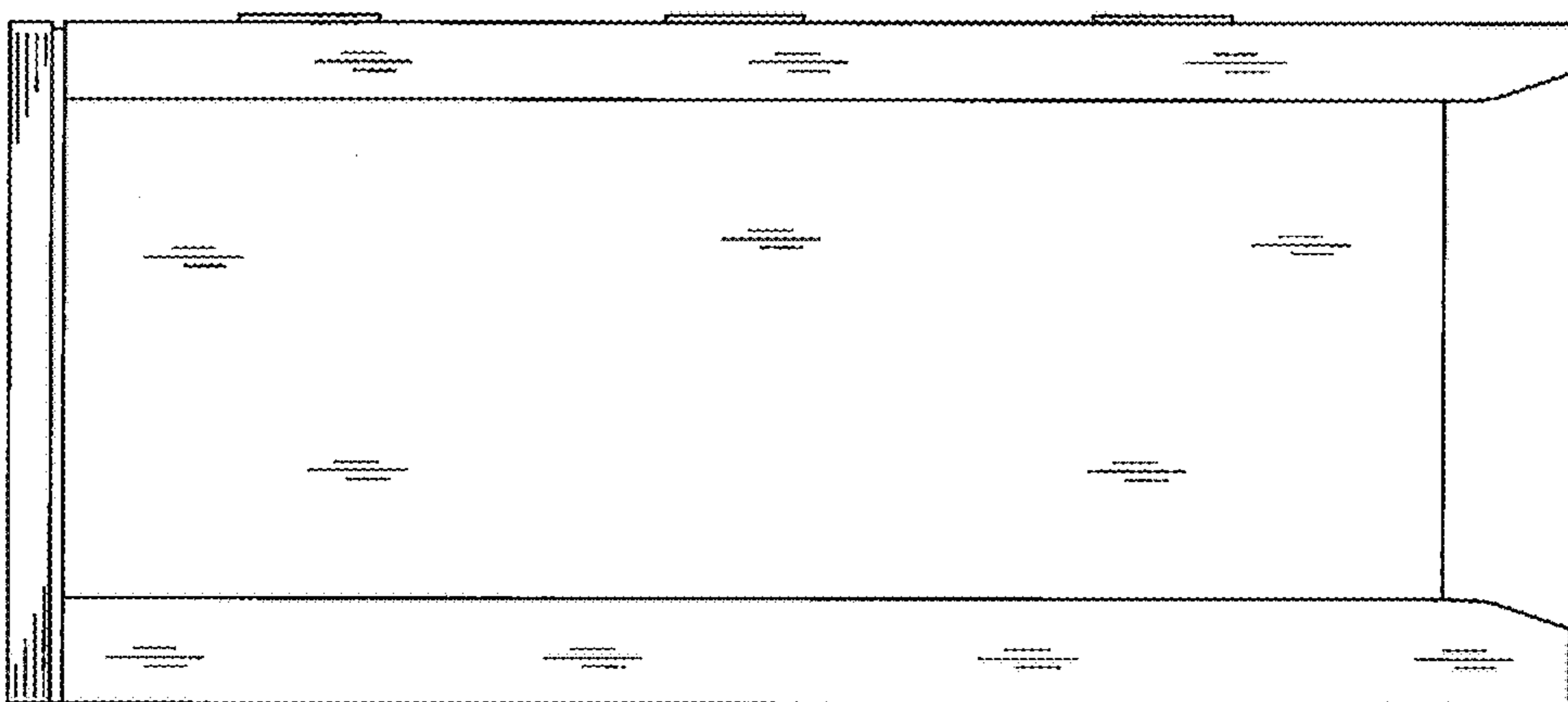


FIG. 3

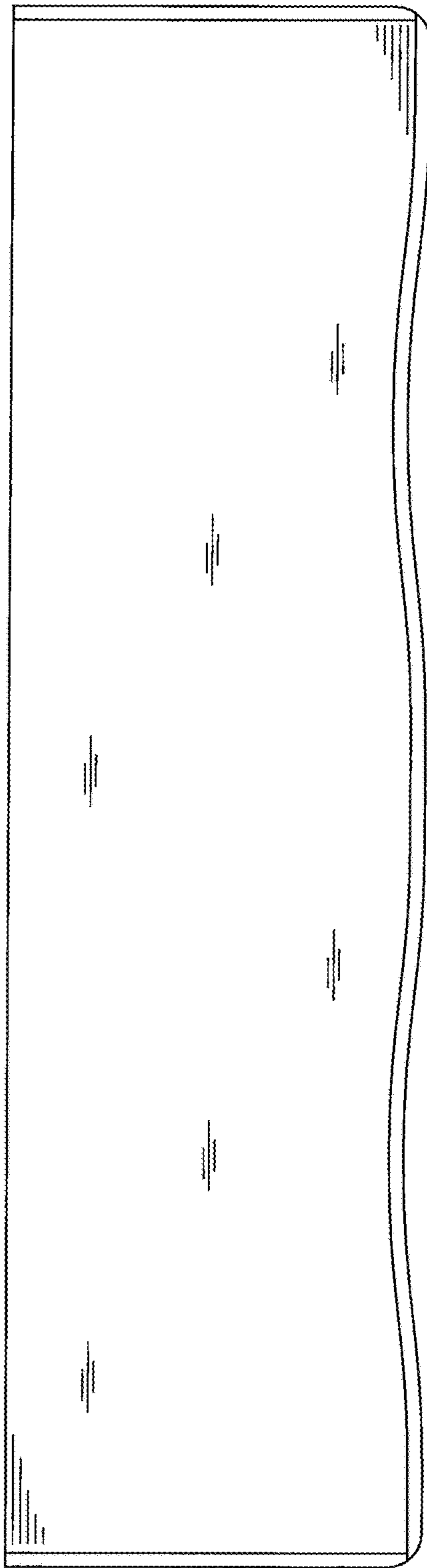


FIG. 5