



US00D853152S

(12) **United States Design Patent** (10) **Patent No.:** **US D853,152 S**
Chen (45) **Date of Patent:** **** Jul. 9, 2019**

(54) **CUSHION**
(71) Applicant: **SHENZHEN LIAN DA TECHNOLOGY INDUSTRIAL CO., LTD.**, Shenzhen, Guangdong (CN)
(72) Inventor: **Congyu Chen**, Guangdong (CN)
(73) Assignee: **SHENZHEN LIAN DA TECHNOLOGY INDUSTRIAL CO., LTD.**, Shenzhen (CN)

(**) Term: **15 Years**
(21) Appl. No.: **29/611,394**
(22) Filed: **Jul. 20, 2017**

(30) **Foreign Application Priority Data**

Jun. 15, 2017 (CN) 2017 3 0244819
(51) **LOC (11) Cl.** **06-09**
(52) **U.S. Cl.**
USPC **D6/601**
(58) **Field of Classification Search**
USPC D6/595-601, 604, 606; D24/183, 190;
D21/803, 809
CPC A47C 20/00; A47C 20/021; A47D 15/001;
A47D 15/008; A47G 9/00; A47G 9/10
See application file for complete search history.

(56) **References Cited**

U.S. PATENT DOCUMENTS

D440,058 S * 4/2001 Owens D6/349
D442,005 S * 5/2001 Boese D6/354
6,857,150 B2 * 2/2005 Matthews Brown .. A47D 13/08
206/770
D595,526 S * 7/2009 Mills D6/601

D606,354 S * 12/2009 Abolkheir D6/601
D612,654 S * 3/2010 Eura D6/601
D617,058 S * 6/2010 Akrey D30/154
D634,147 S * 3/2011 Joffe D6/601
D674,643 S * 1/2013 Fendley D6/601
8,875,330 B2 * 11/2014 Wallace A47C 7/38
5/603
D733,391 S * 7/2015 Albuja Cuadrado D1/124
D753,415 S * 4/2016 Atawane D6/601
D793,768 S * 8/2017 Goddard D6/601
D828,702 S * 9/2018 Chen D6/601
2004/0107501 A1 * 6/2004 Kancilja A47G 9/10
5/636
2009/0307846 A1 * 12/2009 Eura A47C 7/383
5/636
2010/0319132 A1 * 12/2010 Li A47C 16/00
5/636
2014/0152056 A1 * 6/2014 Harstad B62J 1/20
297/180.1

* cited by examiner

Primary Examiner — Mary Ann Calabrese
Assistant Examiner — Jennifer L Rempfer

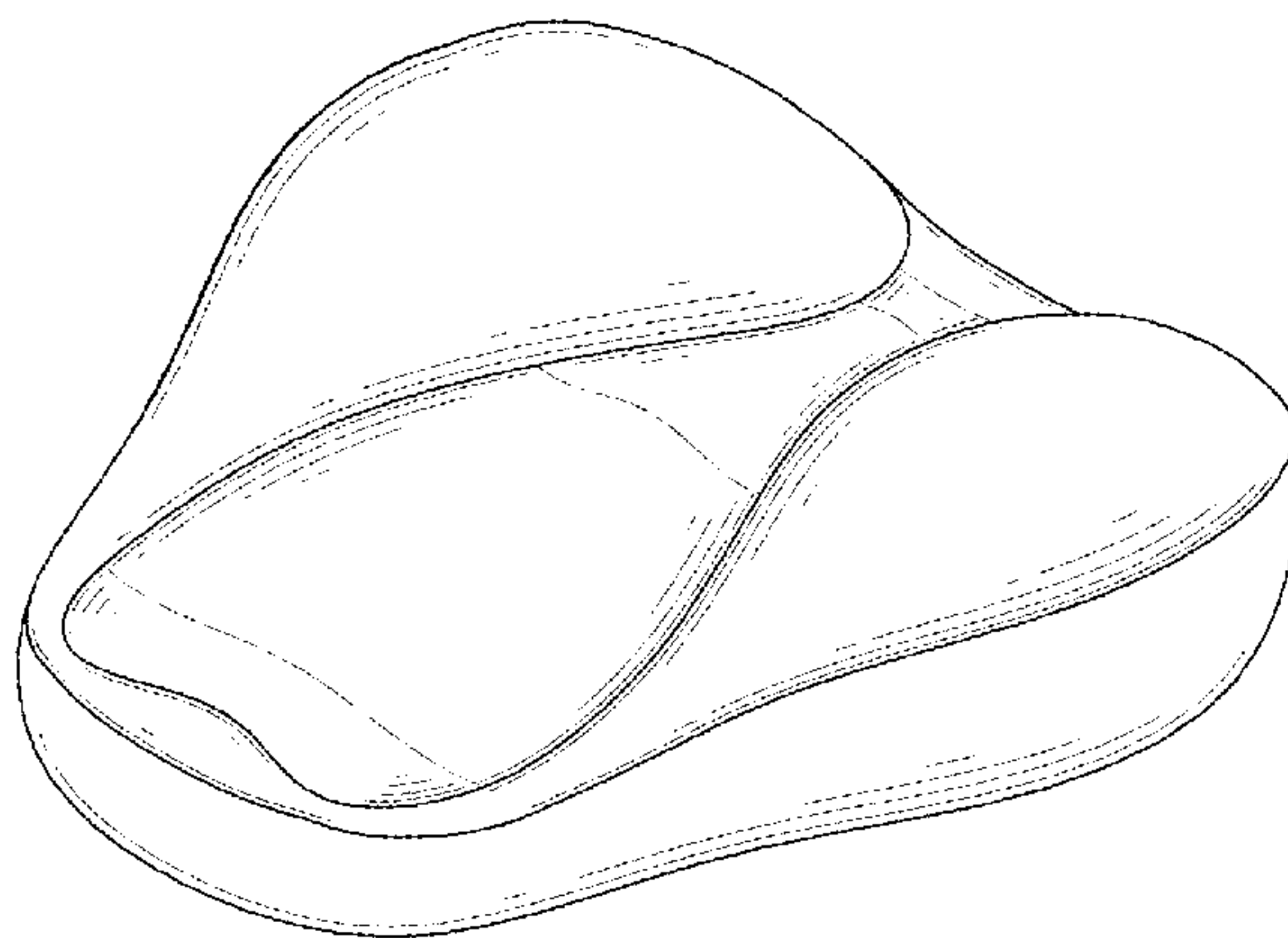
(57) **CLAIM**

The ornamental design for a cushion, as shown and described.

DESCRIPTION

FIG. 1 is a first perspective view of a cushion showing my new design;
FIG. 2 is a second perspective view thereof;
FIG. 3 is a front elevational view thereof;
FIG. 4 is a rear elevational view thereof;
FIG. 5 is a left side view thereof;
FIG. 6 is a right side view thereof;
FIG. 7 is a top plan view thereof; and,
FIG. 8 is a bottom plan view thereof.

1 Claim, 8 Drawing Sheets



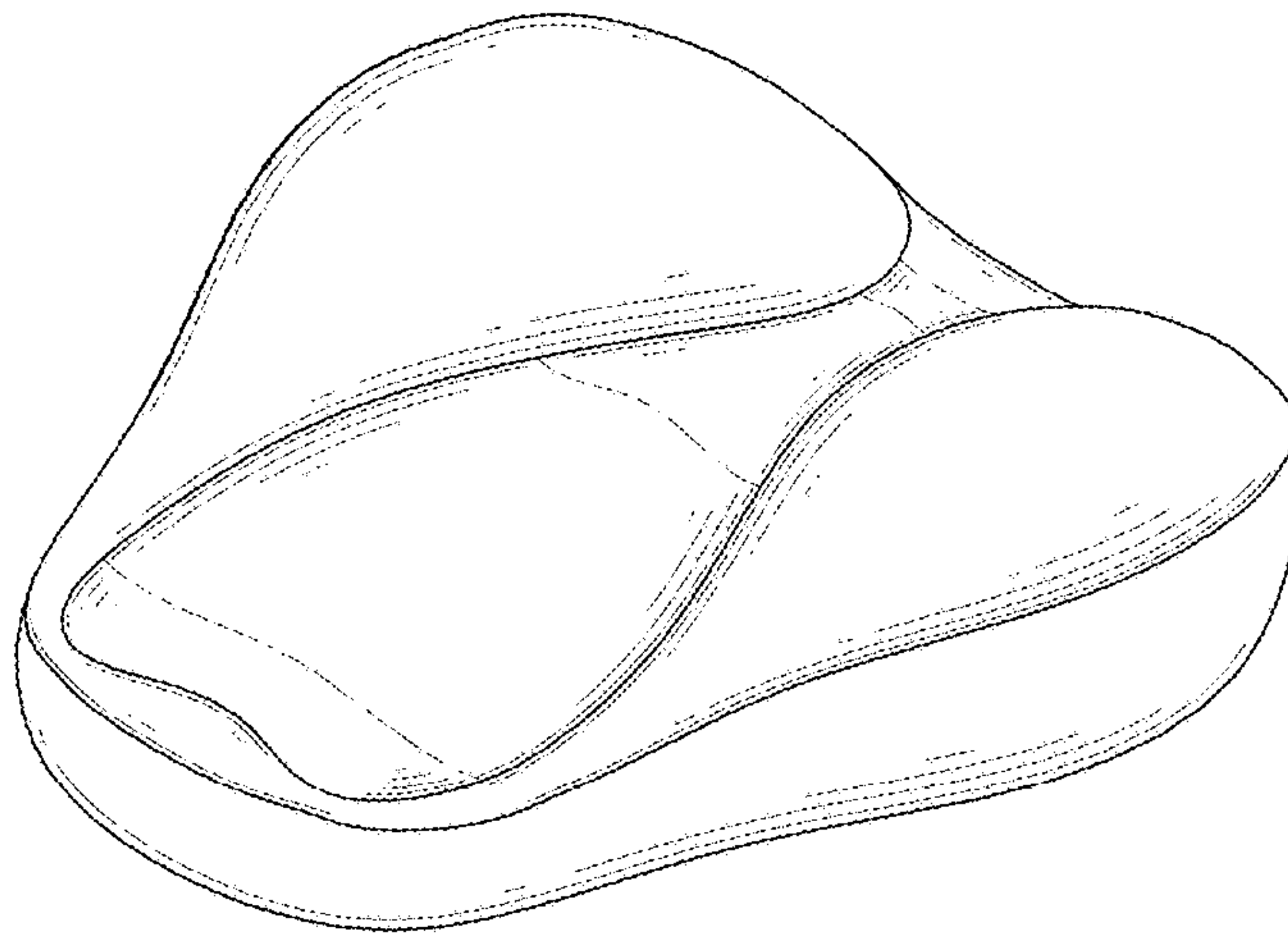


Fig. 1

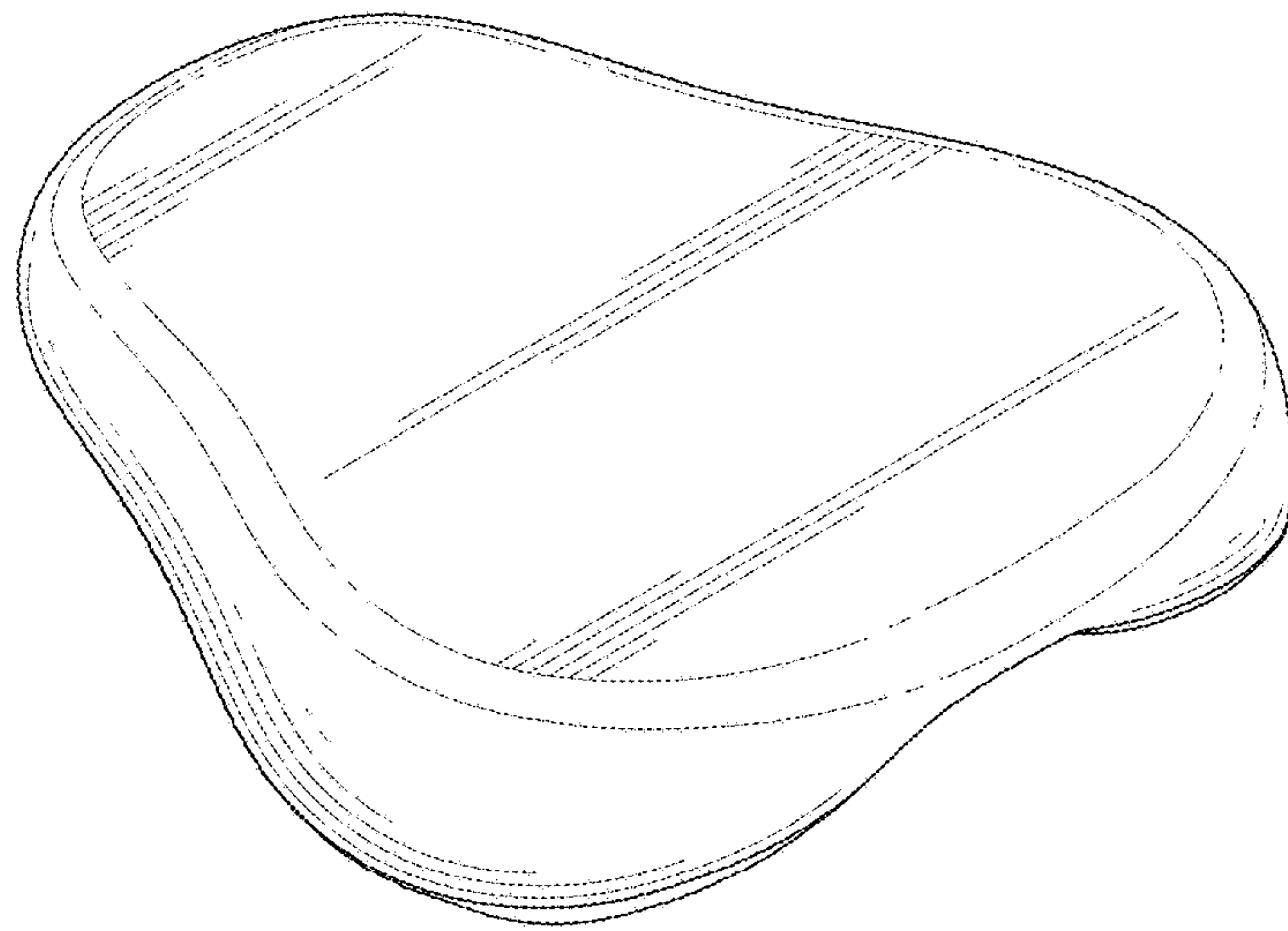


Fig. 2

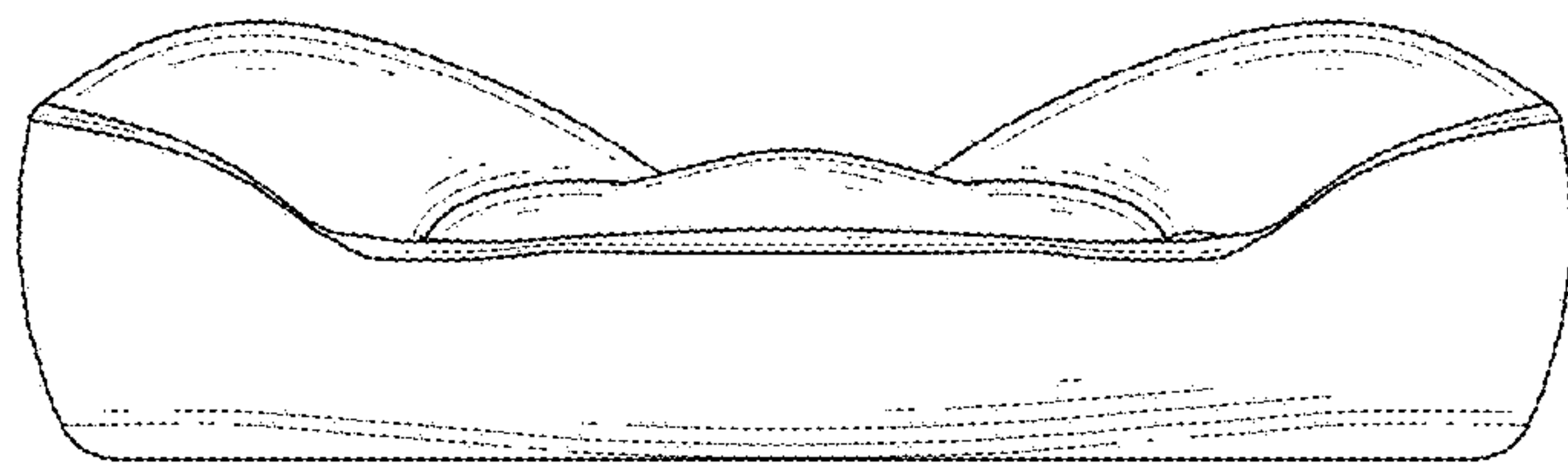


Fig. 3

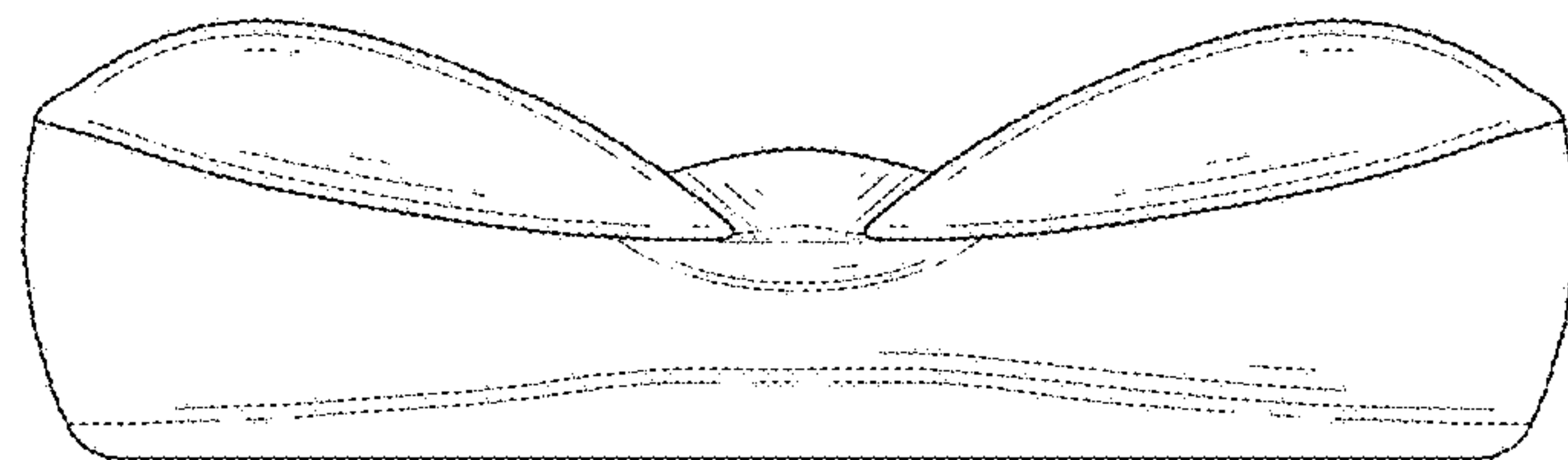


Fig. 4




Fig. 5




Fig. 6

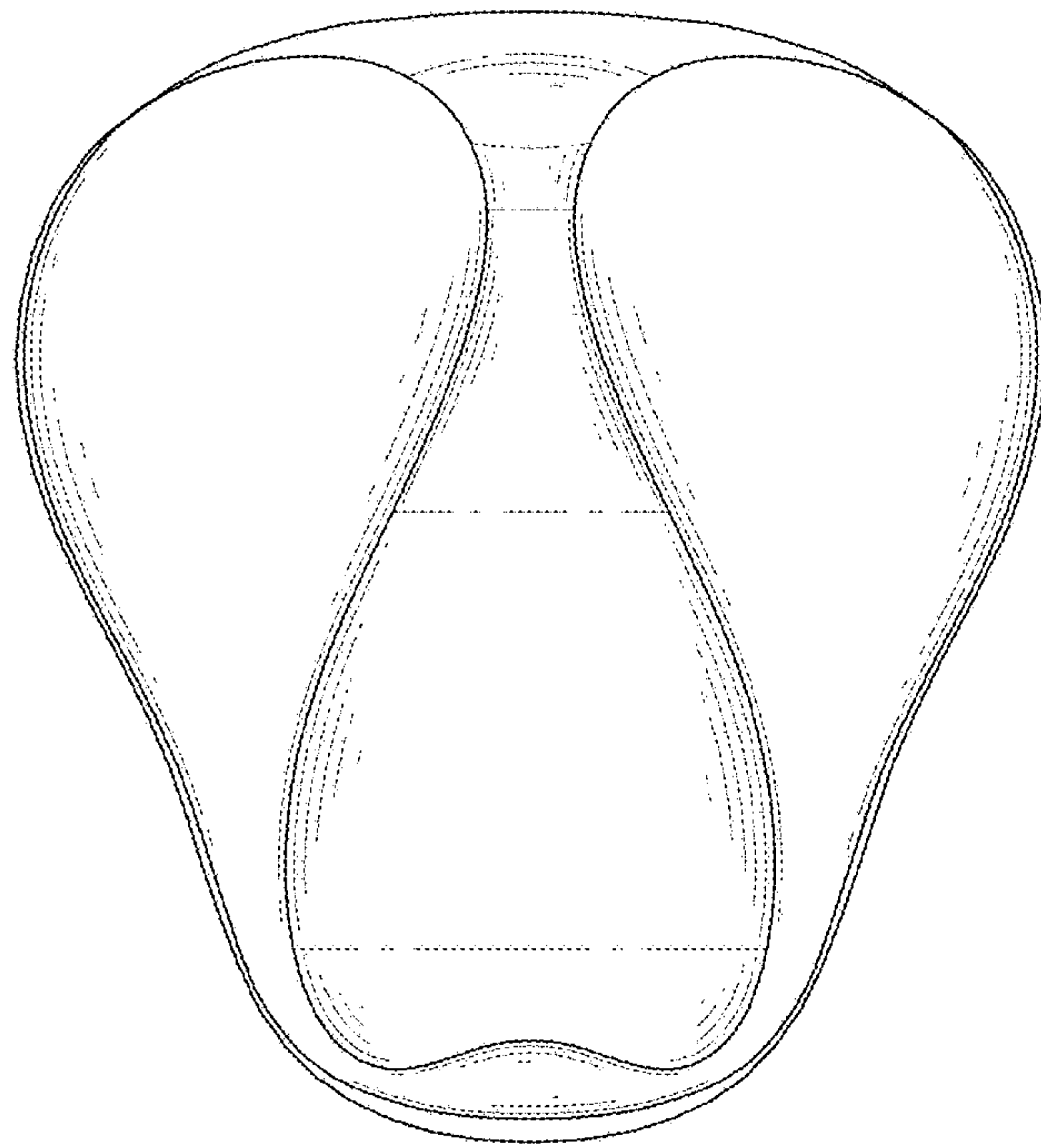


Fig. 7

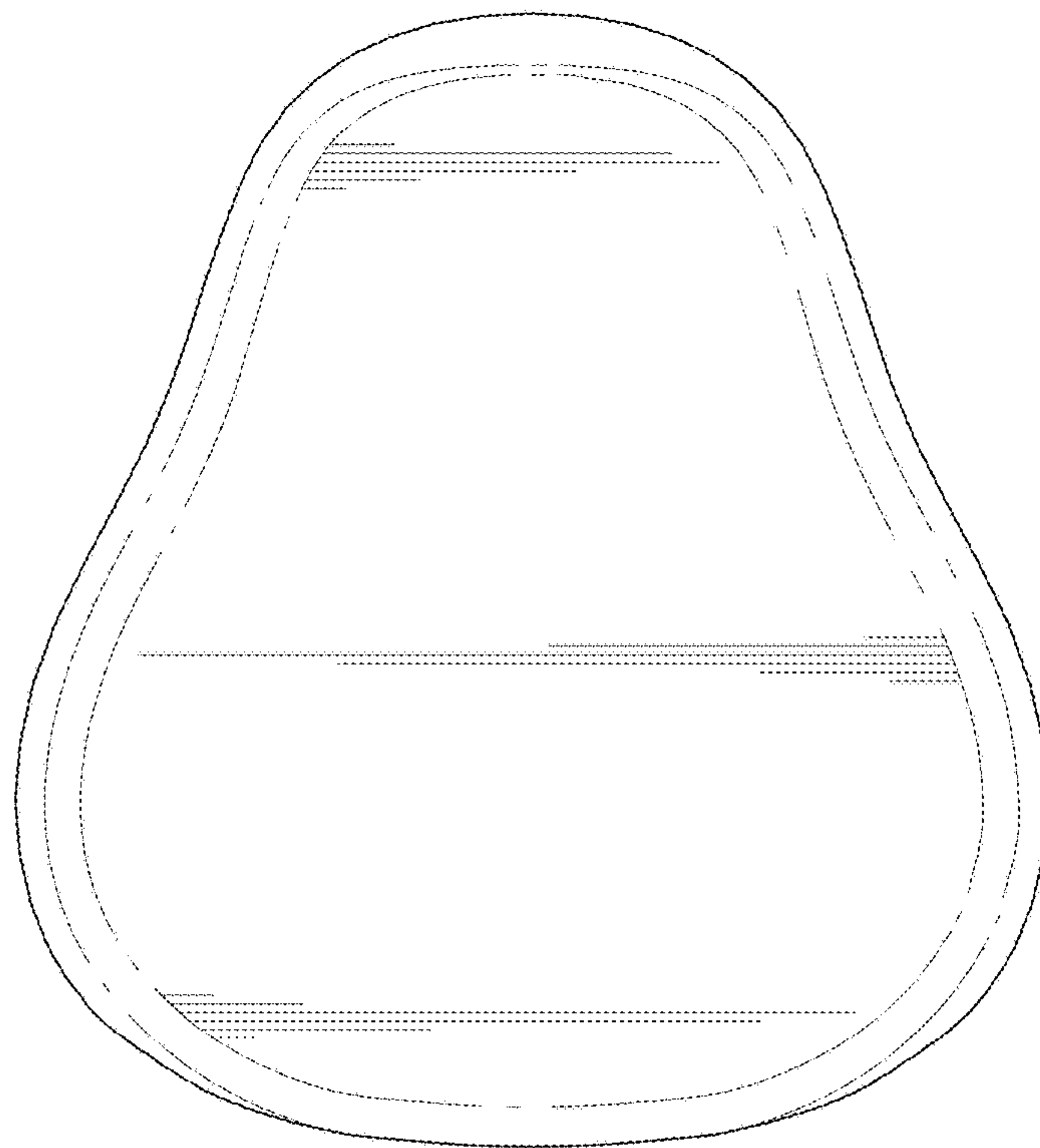


Fig. 8