



US00D853144S

(12) **United States Design Patent** (10) **Patent No.:** **US D853,144 S**  
**Ho et al.** (45) **Date of Patent:** **\*\* Jul. 9, 2019**

(54) **DAYBED**  
(71) Applicant: **RH US, LLC**, Corte Madera, CA (US)  
(72) Inventors: **Louis Ho**, Hong Kong (CN); **Rebecca Hill**, Tiburon, CA (US)  
(73) Assignee: **RH US, LLC**, Corte Madera, CA (US)  
(\* ) Notice: This patent is subject to a terminal disclaimer.  
(\*\*) Term: **15 Years**  
(21) Appl. No.: **29/634,337**  
(22) Filed: **Jan. 19, 2018**  
(51) **LOC (11) Cl.** ..... **06-02**  
(52) **U.S. Cl.**  
USPC ..... **D6/382; D6/381**  
(58) **Field of Classification Search**  
USPC ..... D6/360, 361, 369, 374, 382-384,  
D6/393-394, 718.13  
CPC ..... A47C 23/00; A47C 17/02; A47C 17/14;  
A47C 17/00; A47C 17/13; A47C 17/132;  
A47C 19/00; A47C 19/02; A47C 19/005;  
A47C 19/022  
See application file for complete search history.

(56) **References Cited**  
U.S. PATENT DOCUMENTS  
2,352,961 A \* 7/1944 Margulies ..... A47C 17/16  
5/59.1  
2,544,787 A \* 3/1951 Hand ..... A47C 17/02  
297/3  
D247,595 S \* 3/1978 Corson ..... D6/381  
D267,446 S \* 1/1983 Olko ..... D6/361  
D267,758 S \* 2/1983 Dybal ..... D6/381  
D307,364 S \* 4/1990 Lowman ..... D6/369  
D320,892 S \* 10/1991 Kinard ..... D6/361  
D327,583 S \* 7/1992 Dettinger ..... D6/334  
D337,450 S \* 7/1993 Dettinger ..... D6/334

D366,571 S \* 1/1996 Hutton ..... D6/361  
D412,408 S \* 8/1999 Navone ..... D6/369  
D421,853 S \* 3/2000 Black ..... D6/334  
D422,156 S \* 4/2000 Black ..... D6/334  
D422,422 S \* 4/2000 Black ..... D6/334  
D434,233 S \* 11/2000 Frankel ..... D6/334  
D532,617 S \* 11/2006 Frinier ..... D6/334  
D554,872 S \* 11/2007 Wimberger ..... D6/334  
D579,222 S \* 10/2008 Schmitt ..... D6/361  
D600,466 S \* 9/2009 Cramer ..... D6/381  
D617,106 S \* 6/2010 Giovanetti ..... D6/361  
D638,229 S \* 5/2011 Lewis ..... D6/334  
D660,033 S \* 5/2012 Nguyen ..... D6/369  
D663,967 S \* 7/2012 Lenney ..... D6/369  
D722,441 S \* 2/2015 Kirar ..... D6/334  
D764,202 S \* 8/2016 Kirar ..... D6/364  
D766,006 S \* 9/2016 Lewis ..... D6/381

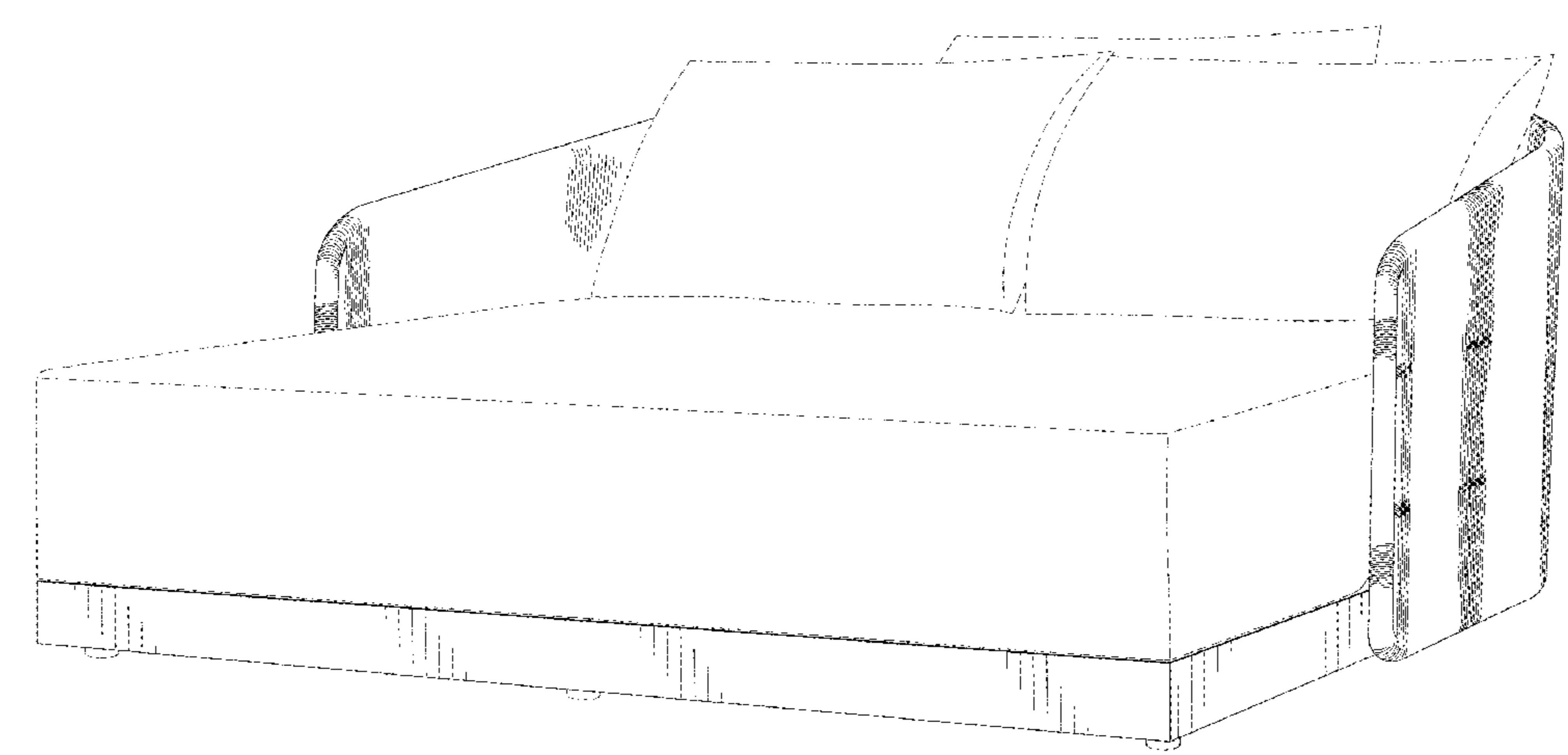
(Continued)

*Primary Examiner* — Cathron C Brooks  
(74) *Attorney, Agent, or Firm* — Lewis Roca Rothgerber  
Christie LLP

(57) **CLAIM**  
The ornamental design for a daybed, as shown and described.

**DESCRIPTION**  
FIG. 1 is a front and right side perspective view of an exemplary daybed showing my new design;  
FIG. 2 is a front elevation view thereof;  
FIG. 3 is a right side elevation view thereof, the left side being a mirror image;  
FIG. 4 is a top plan view thereof;  
FIG. 5 is a rear elevation view thereof; and,  
FIGS. 6-9 are partial views of FIG. 3 showing close-up views of weave patterns on the daybed.  
The broken lines show environmental subject matter and form no part of the claimed design. Blank spaces are shown on the drawings for ease of illustration, but the weave designs repeat uniformly throughout the design.

**1 Claim, 7 Drawing Sheets**



(56)

**References Cited**

U.S. PATENT DOCUMENTS

D776,950 S *	1/2017	Contreras	.....	D6/361
D815,851 S *	4/2018	Rafieha	.....	D6/381
D829,015 S *	9/2018	Cazzaniga	.....	D6/369
D834,344 S *	11/2018	Cazzaniga	.....	D6/369
D840,702 S *	2/2019	Ho	.....	D6/369
2016/0278533 A1 *	9/2016	Rox	.....	A47C 17/13

\* cited by examiner

FIG. 1

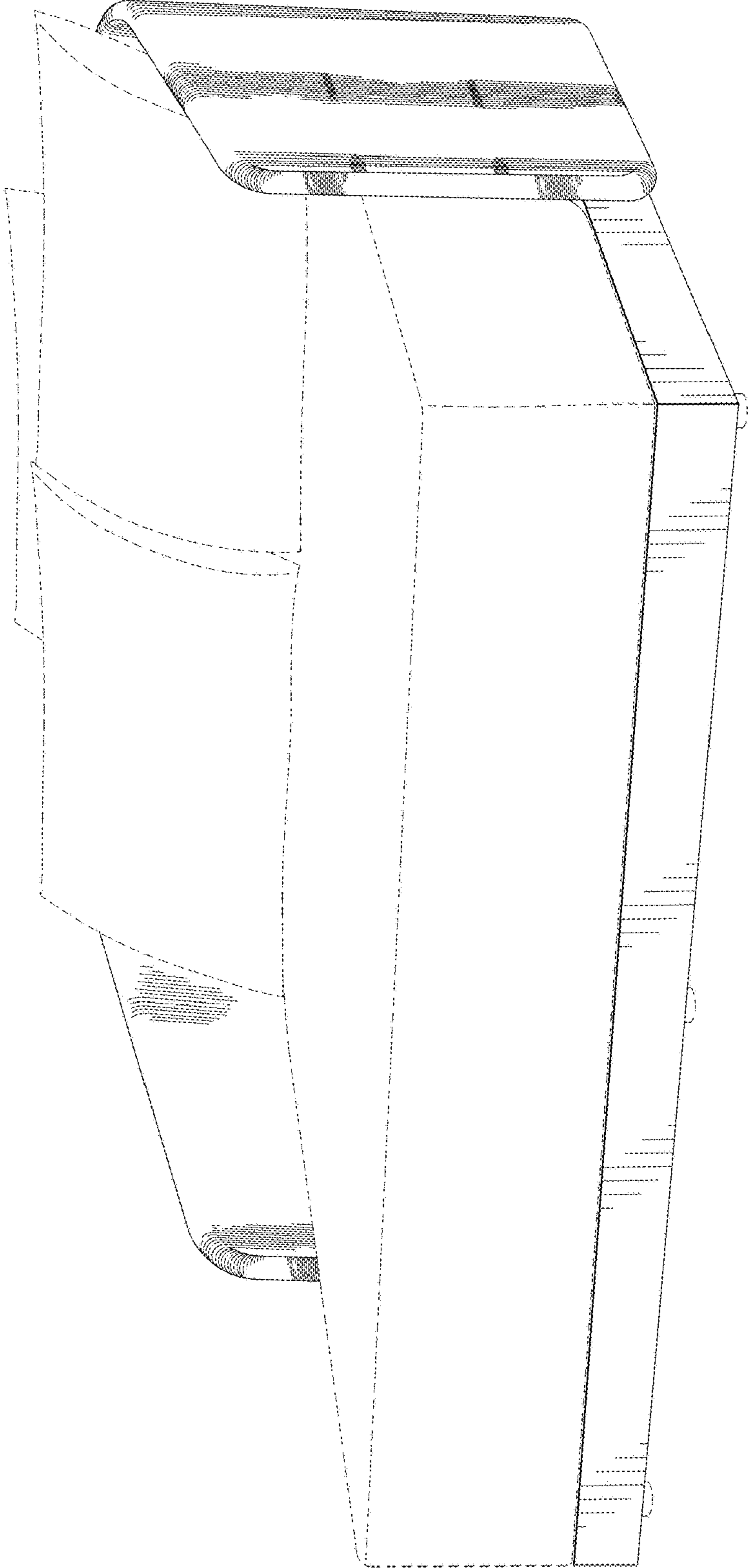


FIG. 2

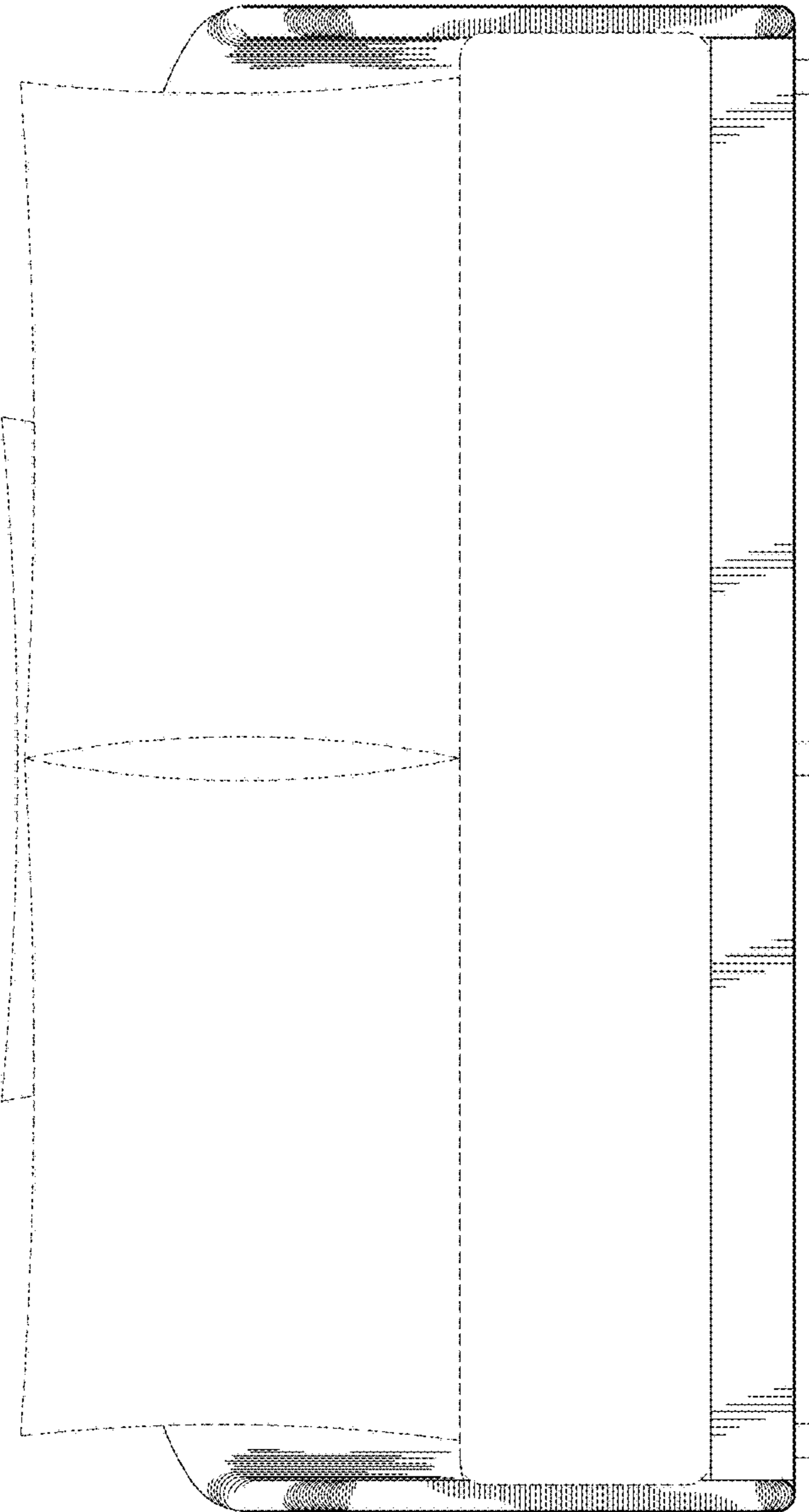


FIG. 3

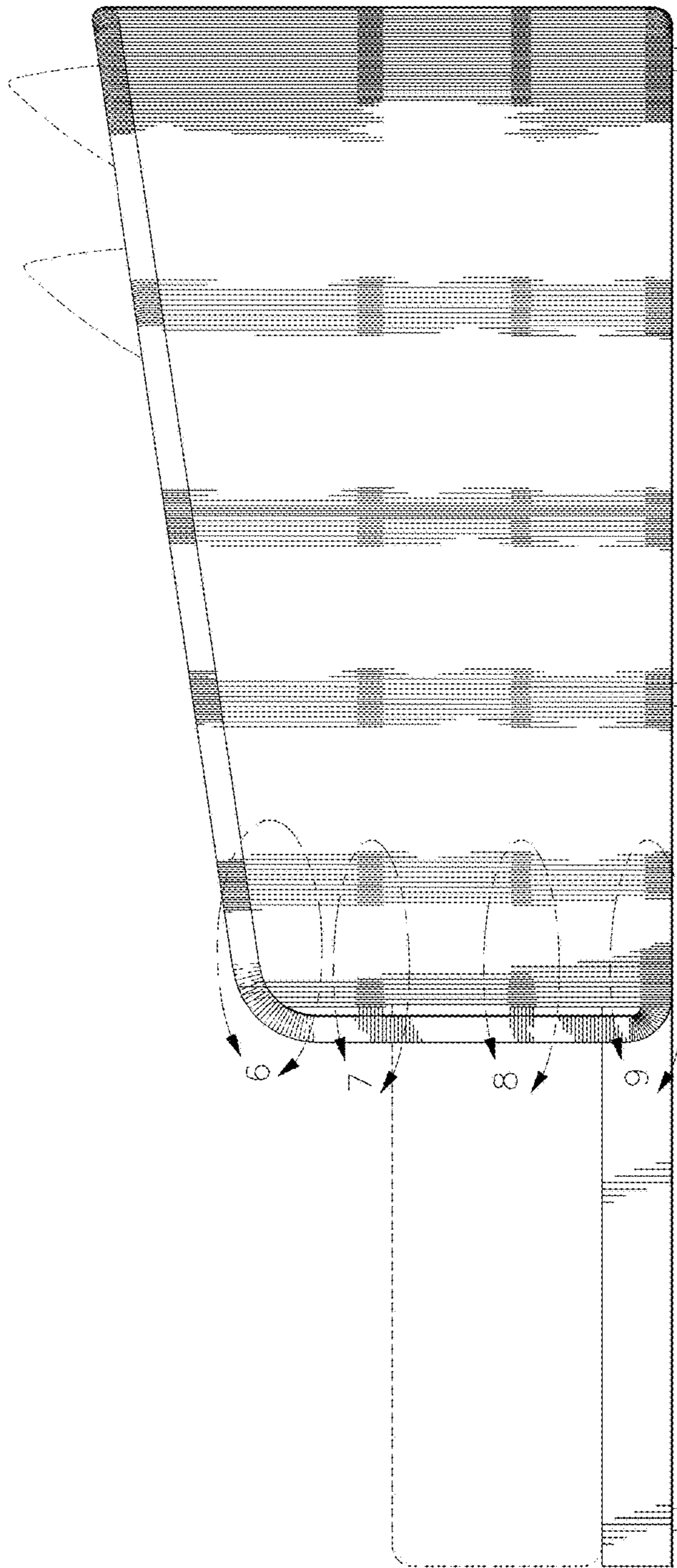


FIG. 4

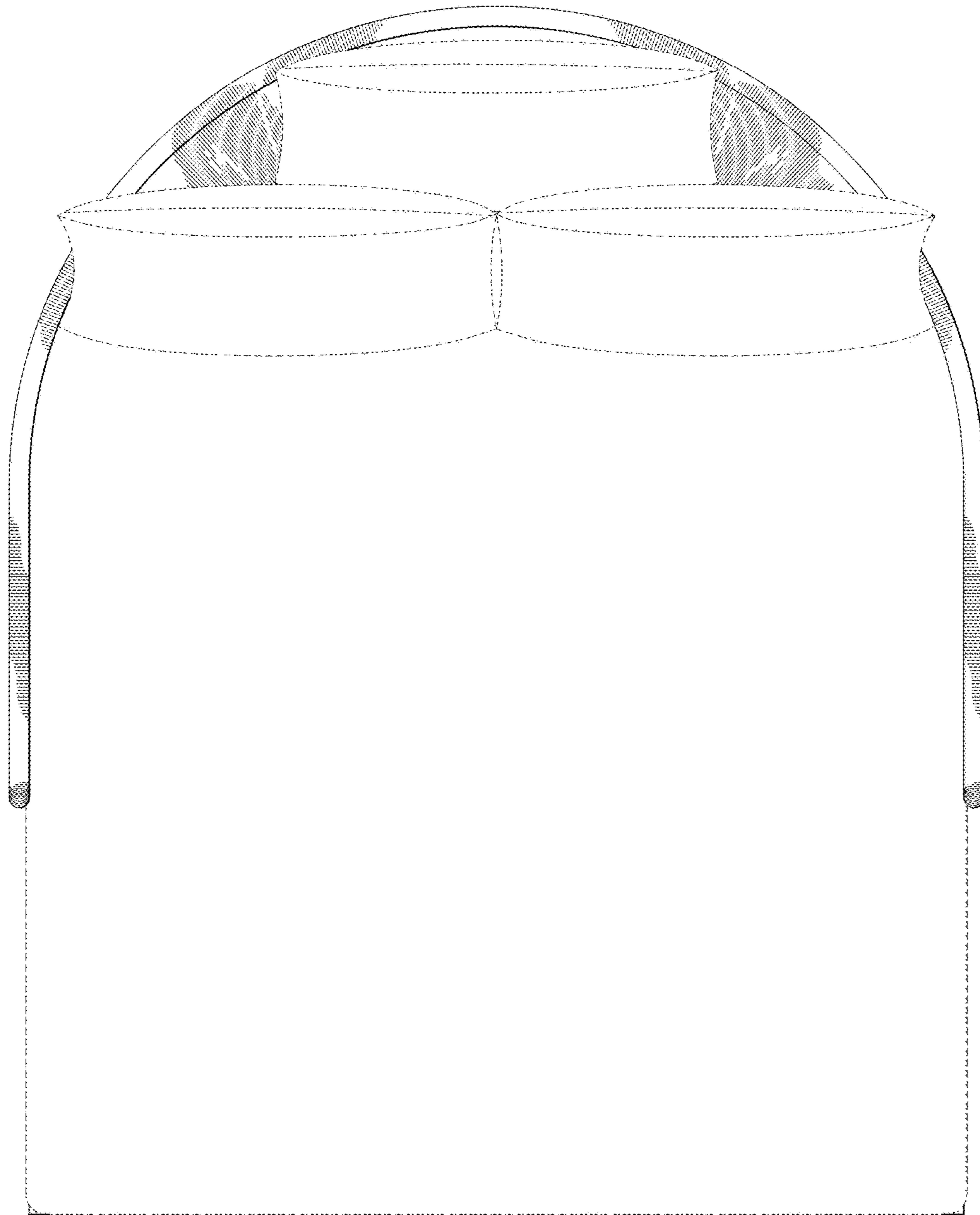


FIG. 5

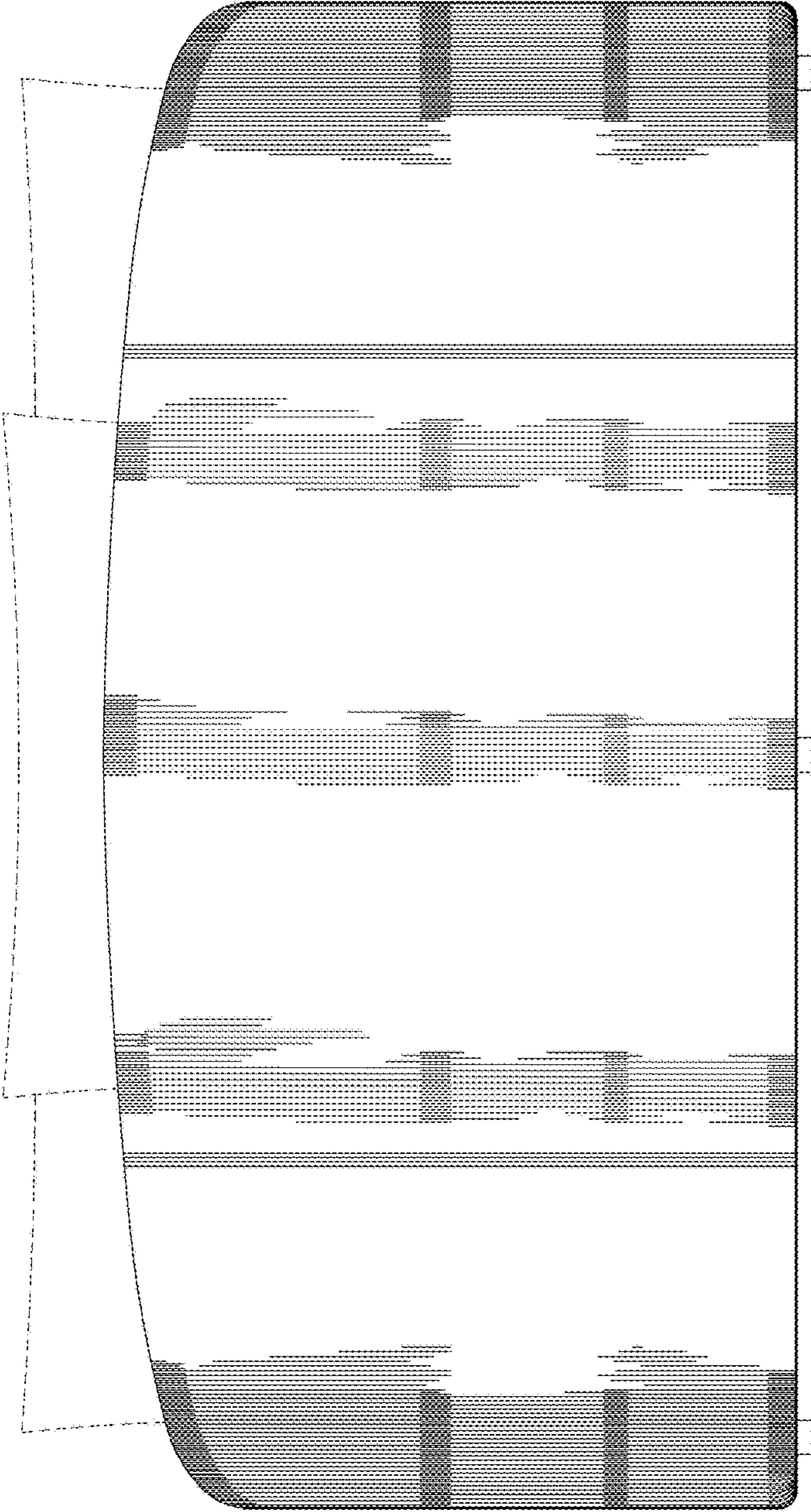


FIG. 6

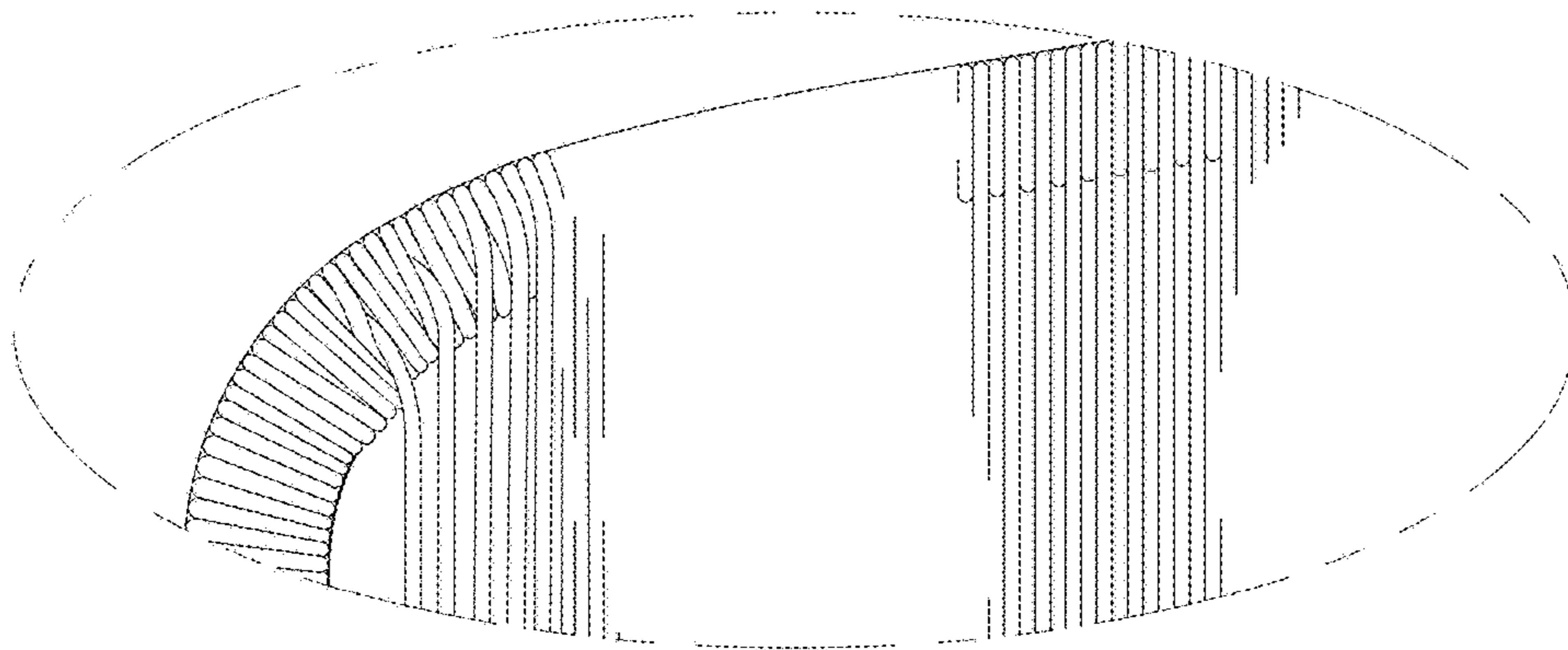


FIG. 7

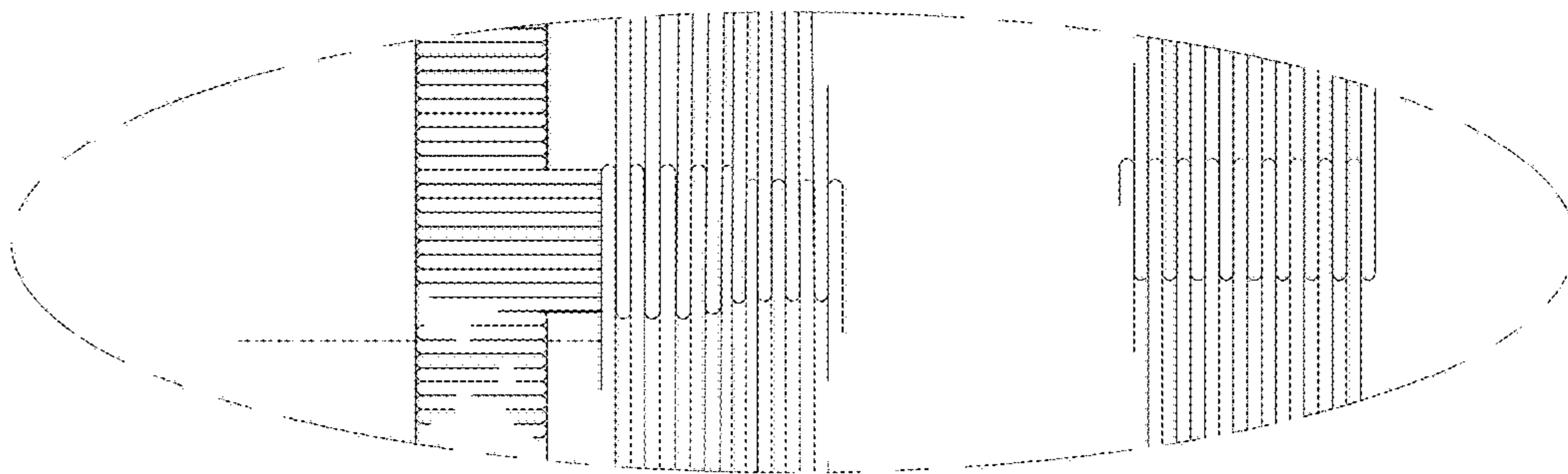




FIG. 8

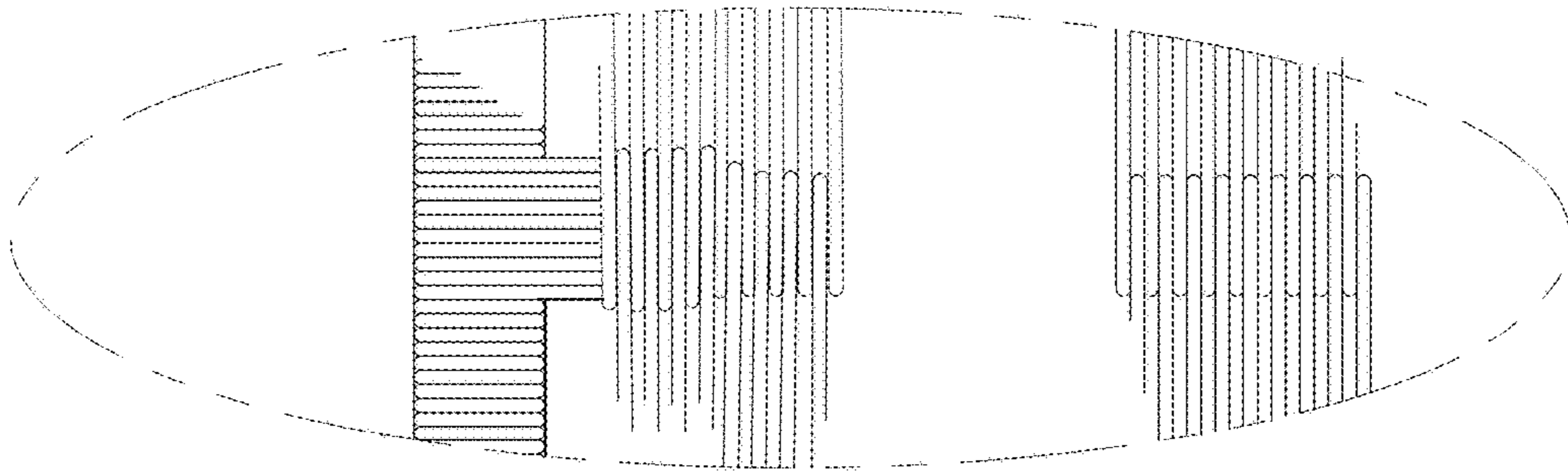


FIG. 9

