



US00D853143S

(12) **United States Design Patent** (10) **Patent No.:** **US D853,143 S**
Kumazawa (45) **Date of Patent:** **** Jul. 9, 2019**

(54) **CHAIR**

DESCRIPTION

(71) Applicant: **AICHI CO., LTD.**, Aichi (JP)

(72) Inventor: **Taku Kumazawa**, Nagoya (JP)

(**) Term: **15 Years**

(21) Appl. No.: **35/503,377**

(22) Filed: **Jan. 20, 2017**

(80) **Hague Agreement Data**

Int. Filing Date: **Jan. 20, 2017**

Int. Reg. No.: **DM/096224**

Int. Reg. Date: **Jan. 20, 2017**

Int. Reg. Pub. Date: **Jul. 21, 2017**

(30) **Foreign Application Priority Data**

Sep. 30, 2016 (JP) 2016-02185

Sep. 30, 2016 (JP) 2016-021173

(Continued)

(51) **LOC (11) Cl.** **06-01**

(52) **U.S. Cl.**
USPC **D6/373; D6/380**

(58) **Field of Classification Search**

USPC **D6/334, 348, 371-372, 380, 373**

(Continued)

(56) **References Cited**

U.S. PATENT DOCUMENTS

3,365,233 A * 1/1968 Uyeda A47C 3/04

297/239

D269,831 S * 7/1983 Crone D6/373

(Continued)



Primary Examiner — Mary Ann Calabrese

(57) **CLAIM**

The ornamental design for a chair, as shown and described.

1.-2. Chairs
1.1 : Perspective view 1
1.2 : Perspective view 2
1.3 : Front
1.4 : Back
1.5 : Right
1.6 : Top
1.7 : Bottom
1.8 : Cross-sectional view 1
1.9 : Cross-sectional view 2
1.10: Enlarged fragmentary view of cross-sectional view 2
1.11 : Cross-sectional view 3
1.12 : Enlarged fragmentary view of cross-sectional view 3
2.1 : Perspective view 1
2.2 : Perspective view 2
2.3 : Front
2.4 : Back
2.5 : Right
2.6 : Top
2.7 : Bottom
2.8 : Cross-sectional view 1
2.9 : Cross-sectional view 2
2.10: Enlarged fragmentary view of cross-sectional view 2
2.11 : Cross-sectional view 3
2.12 : Enlarged fragmentary view of cross-sectional view 3
The left views with respect to designs 1 and 2 are omitted because they are mirror images of the right views. The reproductions **1.8** and **2.8** are cross-sectional views vertically sectioned at the center of the front of the chair. The reproductions **1.9** and **2.9** are cross-sectional views of the backrest of the chairs, horizontally sectioned from the lower portions of the backrest of the front of the chair. The reproductions **1.10** and **2.10** are enlarged fragmentary views of the cross-sectional views shown in reproductions **1.9** and **2.9** showing one of the ends of the backrest. The reproductions **1.11** and **2.11** are cross-sectional views of the seat of the chair, horizontally sectioned at the center of the seat of the front of the chair. The reproductions **1.12** and **2.12** are enlarged fragmentary views of the cross-sectional views shown in reproductions **1.11** and **2.11** showing one of the ends of the seat.

1 Claim, 24 Drawing Sheets



(30) **Foreign Application Priority Data**

Sep. 30, 2016 (JP) 2016-021174
Sep. 30, 2016 (JP) 2016-021176
Sep. 30, 2016 (JP) 2016-021189

(58) **Field of Classification Search**

CPC A47C 3/00; A47C 4/02; A47C 5/00; A47C
7/00; A47C 7/002; A47C 7/02; A47C
15/00

See application file for complete search history.


(56) **References Cited**

U.S. PATENT DOCUMENTS


D390,024 S * 2/1998 DeJule D6/373
D569,644 S * 5/2008 Kumazawa D6/372
D592,873 S * 5/2009 Olano Jauregui D6/373
D597,757 S * 8/2009 Barbieri D6/374
D600,465 S * 9/2009 Kumazawa D6/373
D609,488 S * 2/2010 Kumazawa D6/373
D617,568 S * 6/2010 Kumazawa D6/373
D668,072 S * 10/2012 Kumazawa A47C 3/04
D6/373
9,161,629 B2 * 10/2015 Huang A47C 3/04

* cited by examiner


1.1




1.2



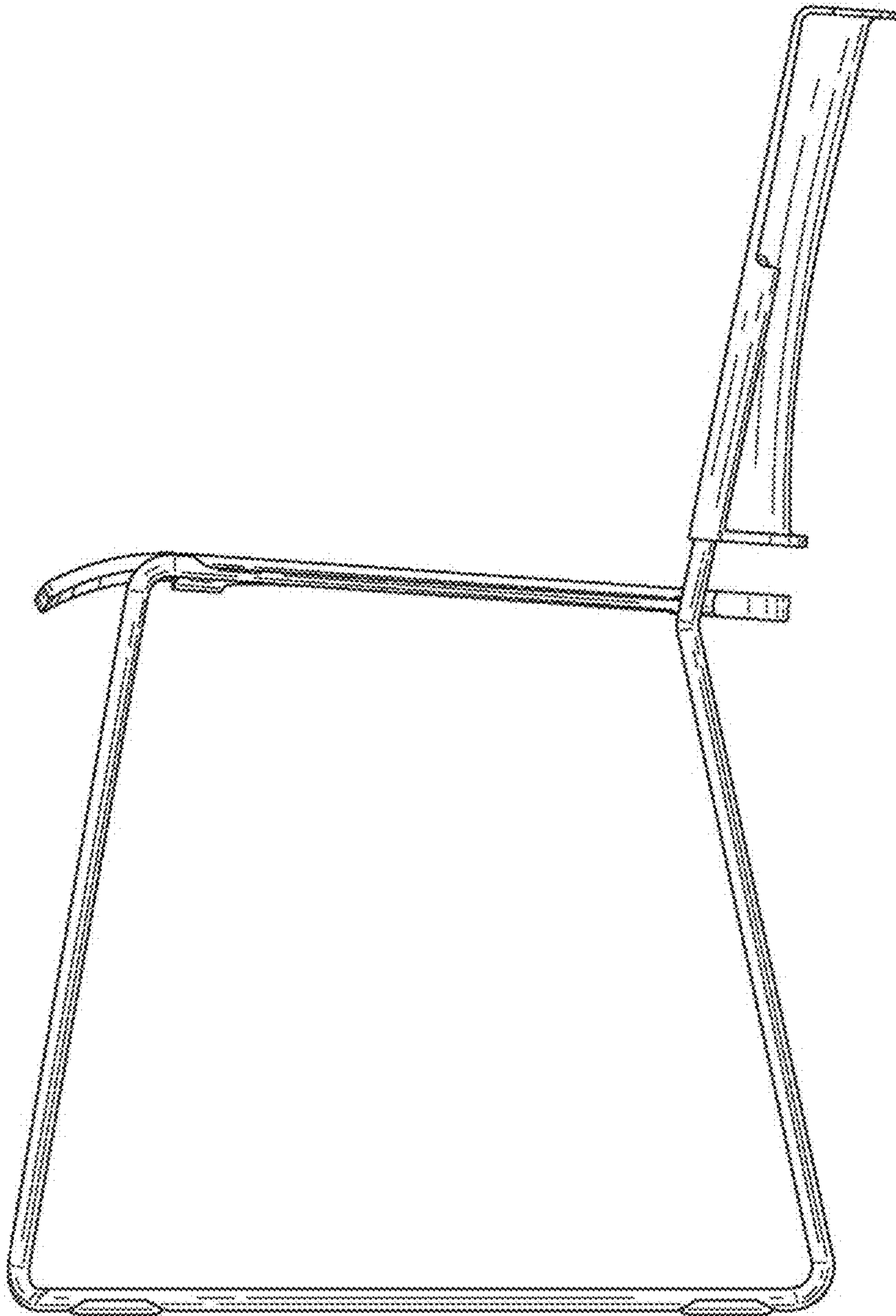
1.3




1.4




1.5




1.6



1.7




1.8






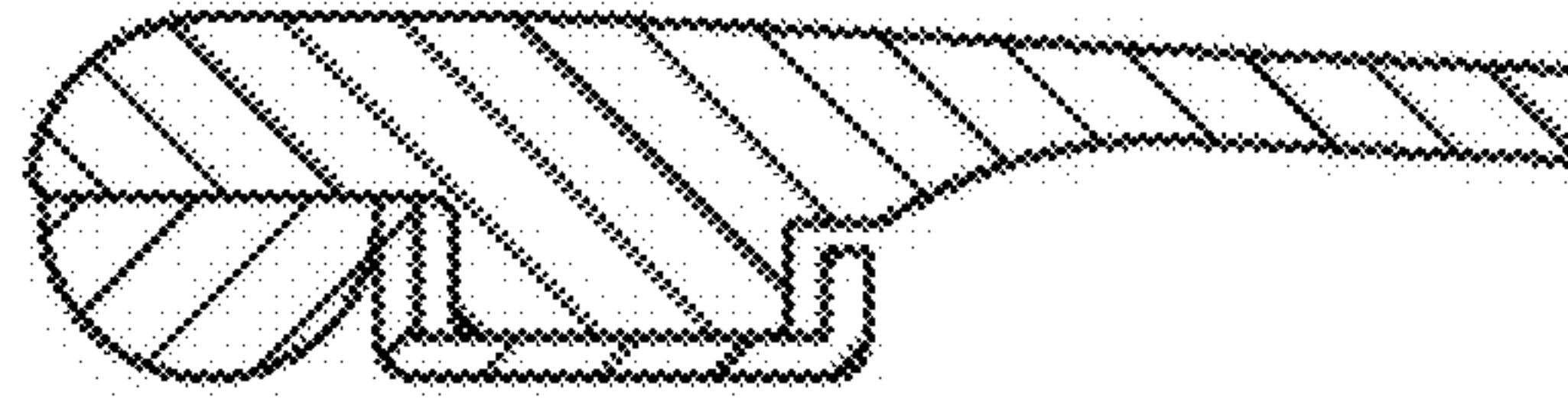
1.10




1.11




1.12




2.1




2.2



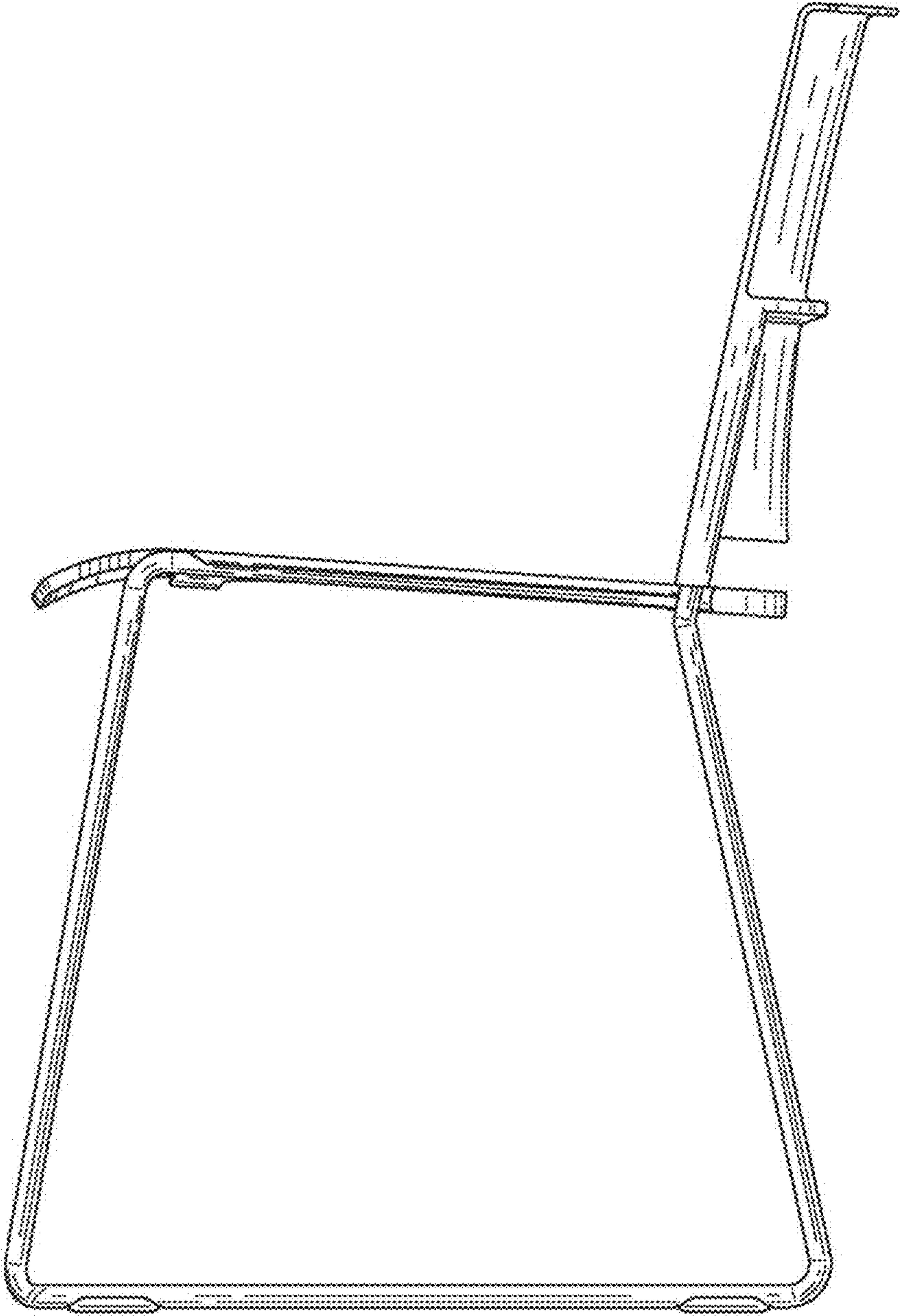
2.3



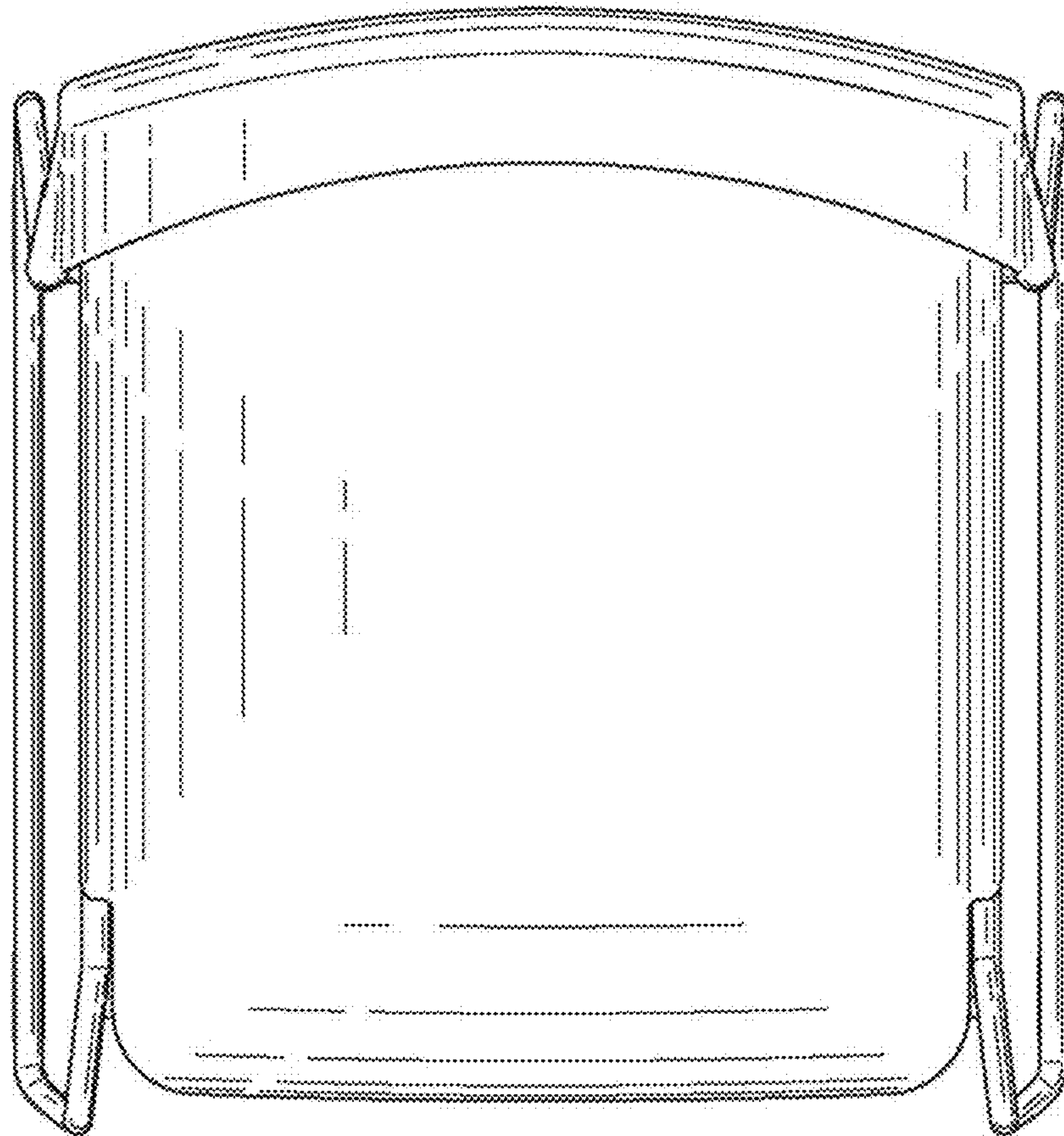
2.4




2.5



2.6




2.7




2.8






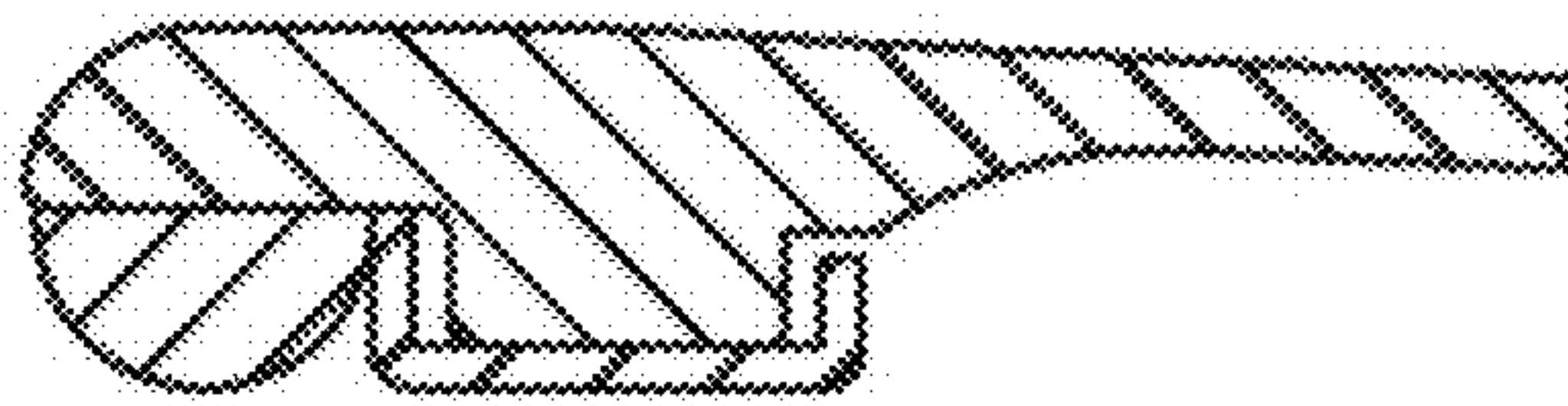
2.10



2.11



2.12



UNITED STATES PATENT AND TRADEMARK OFFICE
CERTIFICATE OF CORRECTION

PATENT NO. : D853,143 S
APPLICATION NO. : 35/503377
DATED : July 9, 2019
INVENTOR(S) : Taku Kumazawa

Page 1 of 1

It is certified that error appears in the above-identified patent and that said Letters Patent is hereby corrected as shown below:

On the Title Page

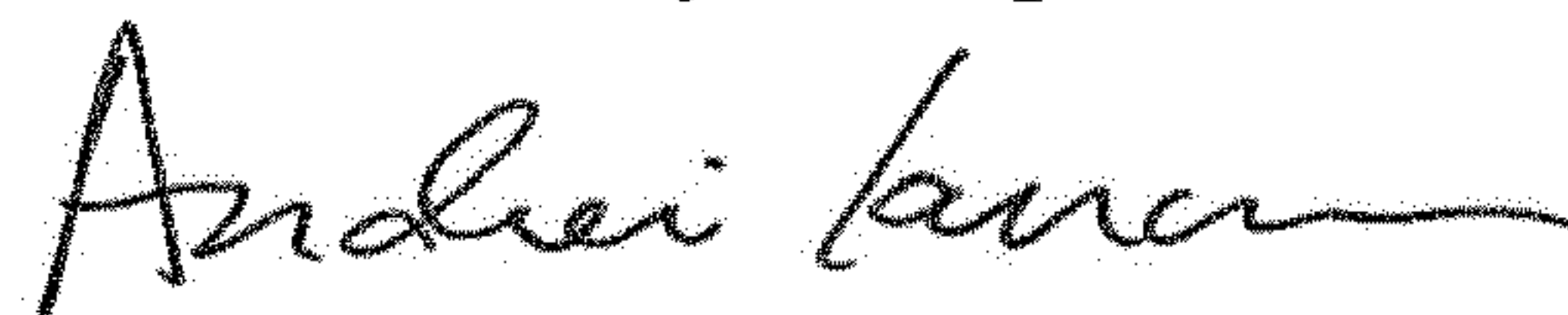
At item (30) in the first foreign priority recitation, please replace:

“Sep. 30, 2016 (JP) 2016-02185”

With:

--Sep. 30, 2016 (JP) 2016-021185--.

Signed and Sealed this
Seventeenth Day of September, 2019



Andrei Iancu
Director of the United States Patent and Trademark Office