



US00D853141S

(12) **United States Design Patent**
Aubry

(10) **Patent No.:** **US D853,141 S**

(45) **Date of Patent:** **** Jul. 9, 2019**

(54) **SECTIONAL**

(71) Applicant: **RH US, LLC**, Corte Madera, CA (US)

(72) Inventor: **Clodagh Aubry**, New York, NY (US)

(73) Assignee: **RH US, LLC**, Corte Madera, CA (US)

(**) Term: **15 Years**

(21) Appl. No.: **29/676,935**

(22) Filed: **Jan. 16, 2019**

Related U.S. Application Data

(62) Division of application No. 29/630,412, filed on Dec. 20, 2017, now Pat. No. Des. 843,749.

(51) **LOC (11) Cl.** **06-01**

(52) **U.S. Cl.**

USPC **D6/369**; D6/378; D6/381

(58) **Field of Classification Search**

USPC D6/334, 335, 381, 691, 691.1, 691.2,
D6/691.5, 692, 692.3, 349, 369, 371, 372,
D6/373, 378, 379; D5/1, 2, 4, 43, 47, 50

CPC A47C 7/00; A47C 7/62; A47C 7/18; A47C
7/54; A47C 4/00; A47C 4/028; A47C
4/28; A47C 3/04; A47C 3/12; A47C 1/02;
A47C 1/14

See application file for complete search history.

(56) **References Cited**

U.S. PATENT DOCUMENTS

D334,098 S *	3/1993	Gehry	D6/369
D410,800 S	6/1999	Gomez		
D495,514 S	9/2004	Ricci		
D504,247 S	4/2005	Ricci		
D578,798 S	10/2008	Ricci		
D617,112 S	6/2010	Tsai		
D650,605 S	12/2011	Haimoff		
D661,917 S	6/2012	Citterio		

D663,966 S	7/2012	Lenney		
D663,967 S	7/2012	Lenney		
D674,210 S	1/2013	Citterio		
D687,233 S *	8/2013	Pedersen	D6/369
D702,961 S	4/2014	Natuzzi		
D742,130 S *	11/2015	Taunton	D6/369
D781,608 S	3/2017	King		
D806,424 S	1/2018	Bougay		
D811,751 S *	3/2018	Farber	D5/47
D839,624 S *	2/2019	Aubry	D6/369

(Continued)

Primary Examiner — Deanna L Pratt

(74) *Attorney, Agent, or Firm* — Lewis Roca Rothgerber
Christie LLP

(57) **CLAIM**

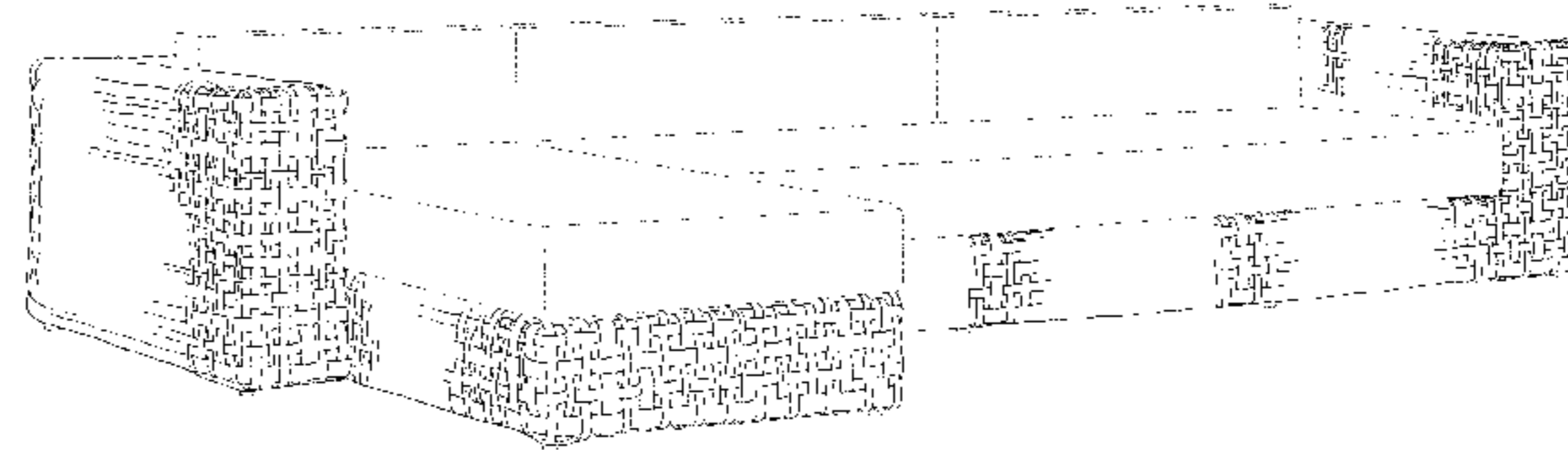
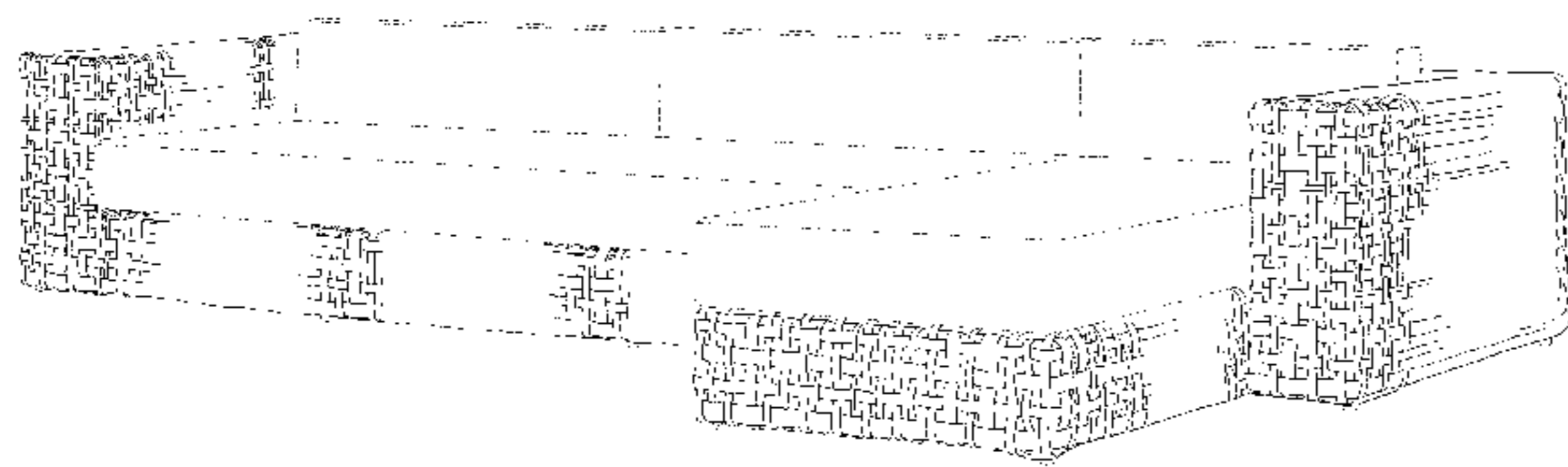
The ornamental design for sectional, as shown and described.

DESCRIPTION

FIG. 1 is a front and right side perspective view of a sectional showing my new design in a first configuration; FIG. 2 is a front elevation view thereof; FIG. 3 is a right side elevation view thereof, the left side being a mirror image; FIG. 4 is a top plan view thereof; FIG. 5 is a rear view thereof; FIG. 6 is a close-up view of the weave pattern on the sectional; FIG. 7 is a front and left side perspective view of a sectional showing my new design in a second configuration; FIG. 8 is a front elevation view thereof; FIG. 9 is a right side elevation view thereof; FIG. 10 is a top plan view thereof; and, FIG. 11 is a rear view thereof.

The broken lines show environmental subject matter and form no part of the claimed design. The woven pattern partially shown on the sides, top, front and back of the sectional in FIG. 1-11 is continuous throughout.

1 Claim, 11 Drawing Sheets



(56)

References Cited

U.S. PATENT DOCUMENTS

D843,748 S * 3/2019 Aubry D6/369
D843,749 S * 3/2019 Aubry D6/369

* cited by examiner

FIG. 1

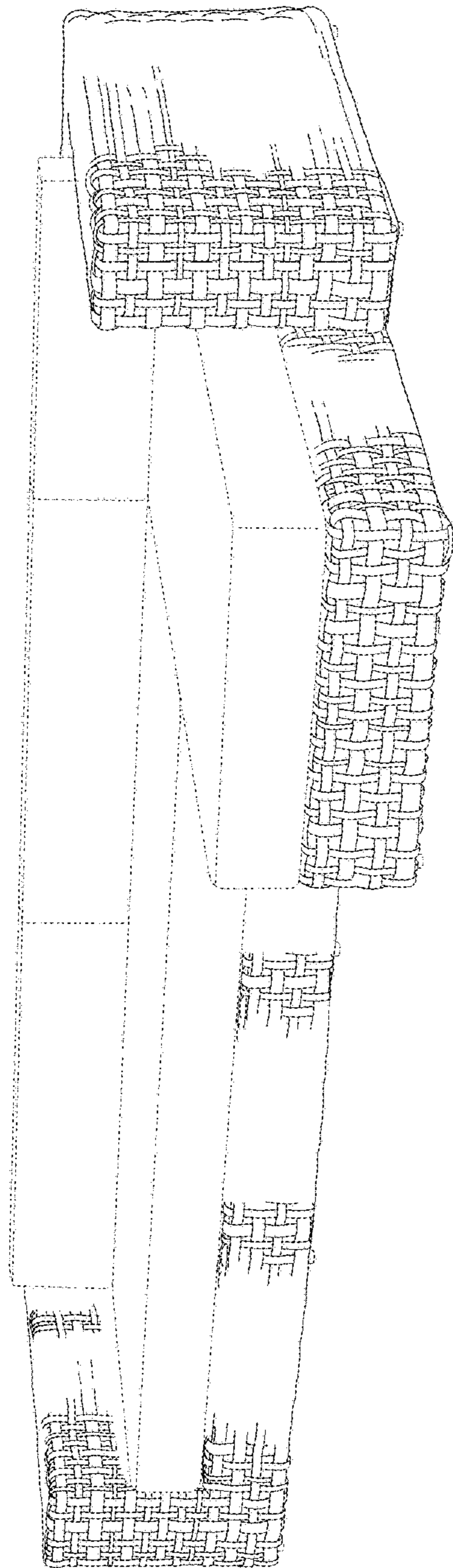


FIG. 2




FIG. 3

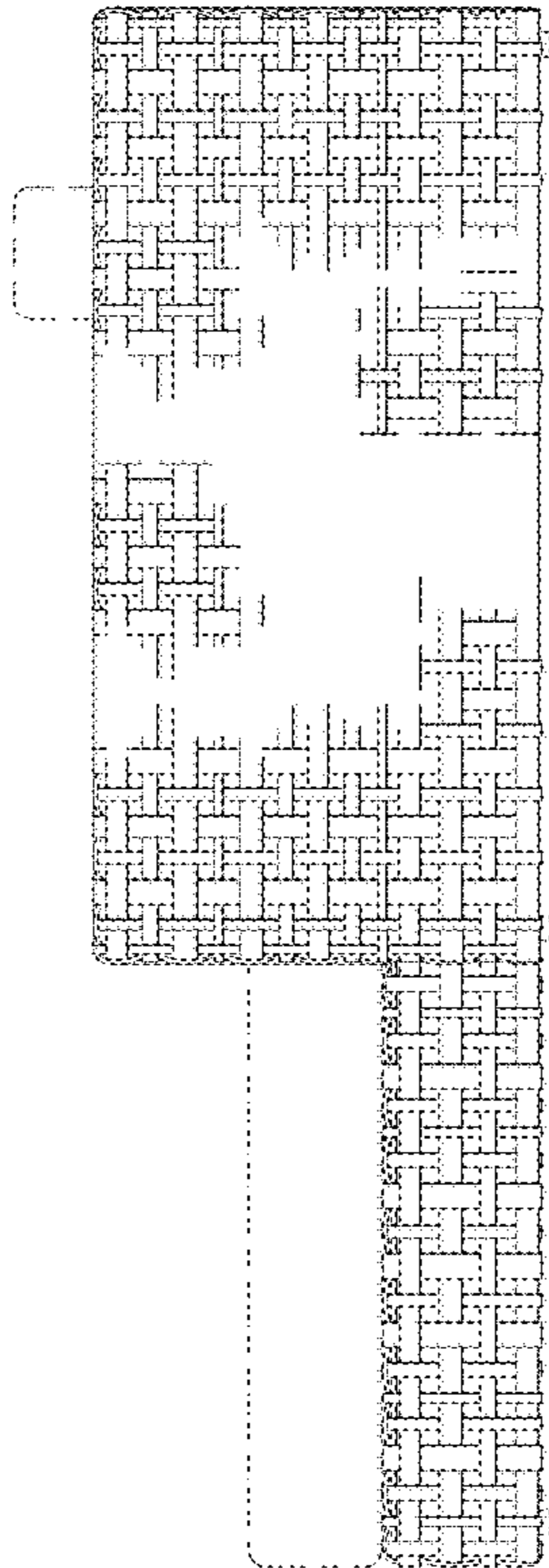


FIG. 4




FIG. 5

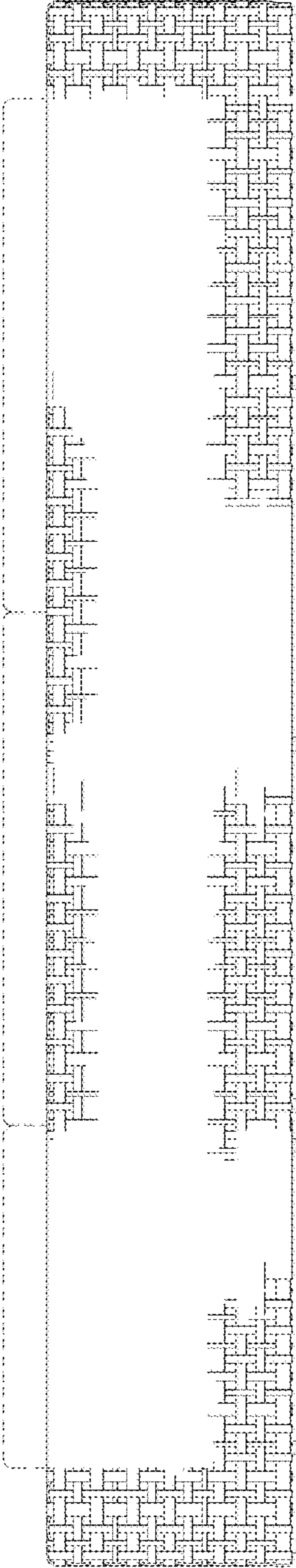


FIG. 6




FIG. 7

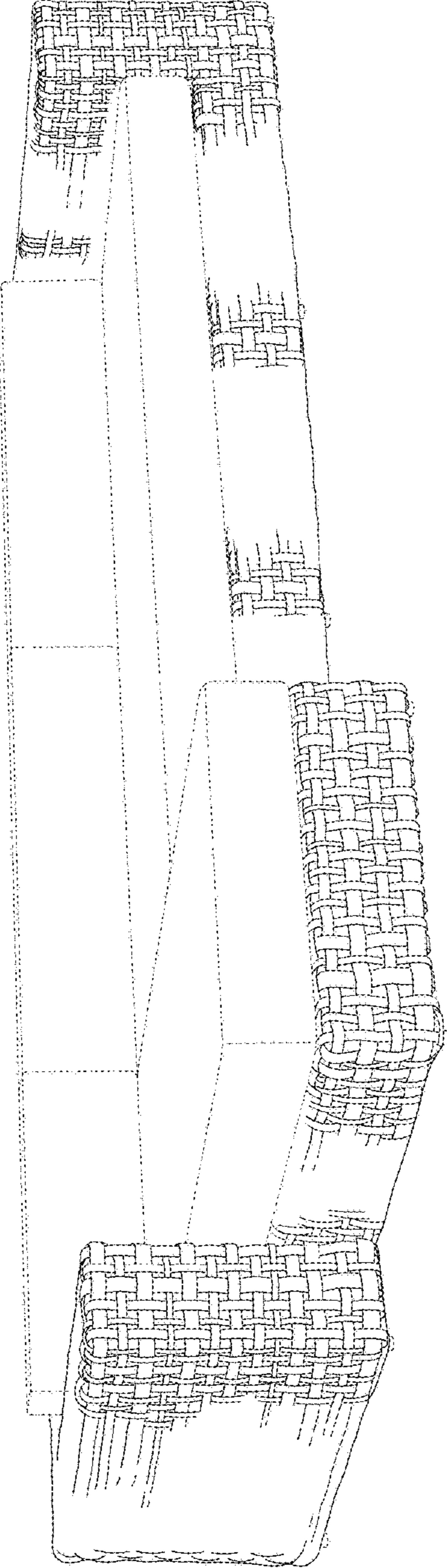


FIG. 8




FIG. 9

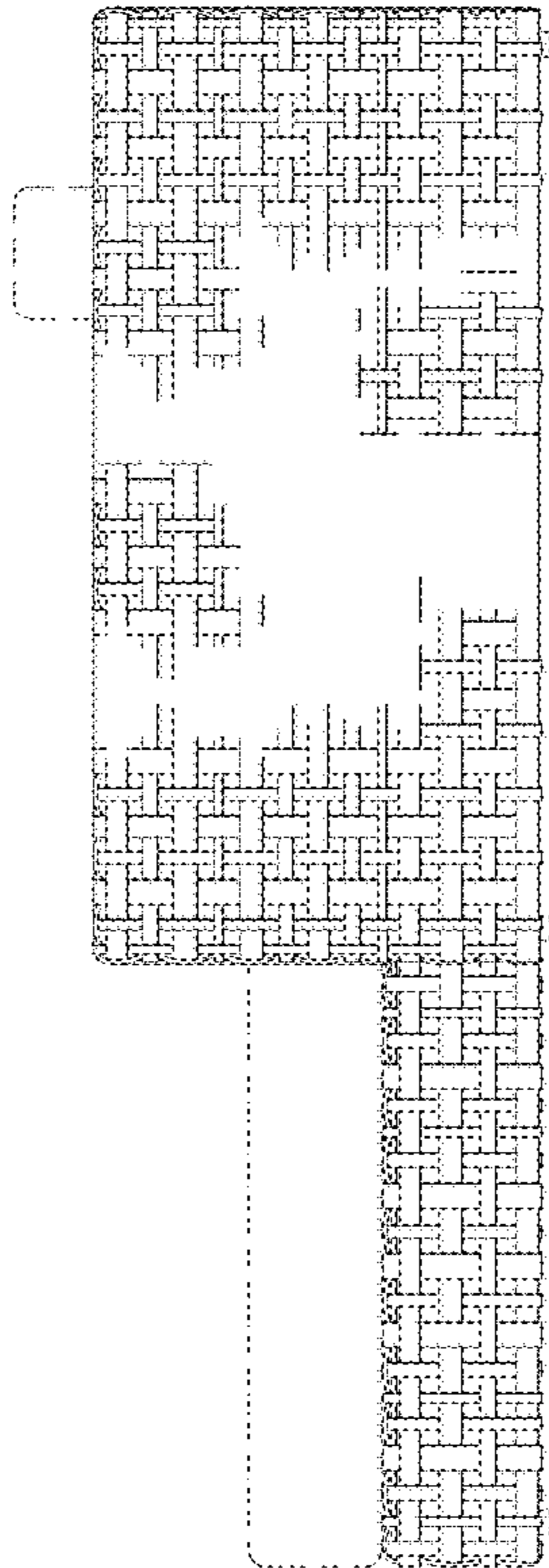


FIG. 10




FIG. 11

