



US00D853102S

(12) **United States Design Patent** (10) **Patent No.:** **US D853,102 S**
Castillo (45) **Date of Patent:** **** Jul. 9, 2019**

(54) **HEEL FOR SHOE**

FOREIGN PATENT DOCUMENTS

(71) Applicant: **Mercedes Castillo LLC**, New York, NY (US)

CN 304707772 S 11/2013
CN 303722358 S 6/2016

(Continued)

(72) Inventor: **Mercedes Perez Castillo**, New York, NY (US)

OTHER PUBLICATIONS

(73) Assignee: **Mercedes Castillo LLC**, New York, NY (US)

Slingback posted by Yuul Yie posted date unknown, © Moda, [online], [site visited Aug. 21, 2018]. Available from Internet, [https:// www.modaoperandi.com/yuul-yie-fw18/m-o-exclusive-slingback-leather-pump?color=black%2Fwhite&material=SHEEP+%2B+COW+SKIN](https://www.modaoperandi.com/yuul-yie-fw18/m-o-exclusive-slingback-leather-pump?color=black%2Fwhite&material=SHEEP+%2B+COW+SKIN) (Year: 2018).*

(**) Term: **15 Years**

(Continued)

(21) Appl. No.: **29/612,353**

(22) Filed: **Jul. 31, 2017**

Primary Examiner — Cynthia Ramirez

(51) **LOC (11) Cl.** **02-04**

Assistant Examiner — Laura H Yu

(52) **U.S. Cl.**

(74) *Attorney, Agent, or Firm* — Wolf, Greenfield & Sacks, P.C.

USPC **D2/968**; D2/964; D2/965

(58) **Field of Classification Search**

USPC D2/902–922, 923–943

CPC A43B 1/0036; A43B 21/00; A43B 21/02;

A43B 21/06; A43B 9/14; A43B 1/0045;

A43B 13/10; A43B 23/06; A43B 23/07;

A43B 5/12

See application file for complete search history.

(57) **CLAIM**

The ornamental design for a heel for shoe, as shown and described.

DESCRIPTION

(56) **References Cited**

U.S. PATENT DOCUMENTS

1,140,004 A * 5/1915 Schall A43B 21/433
36/39

D95,629 S * 5/1935 Bressler D2/930

D97,613 S * 11/1935 MacKey D2/910

D98,509 S 2/1936 Goldberg

D109,410 S 4/1938 Louchheim

D114,316 S 4/1939 Buehner

D115,943 S 8/1939 Spathelf

D116,701 S 9/1939 Calderazzo

2,235,256 A * 3/1941 Elliott A43B 21/24
36/34 R

D128,254 S * 7/1941 Fox D2/927

(Continued)

FIG. 1 is a perspective view of a heel for shoe showing our new design;

FIG. 2 is a left side elevation view of the heel for shoe shown in FIG. 1;

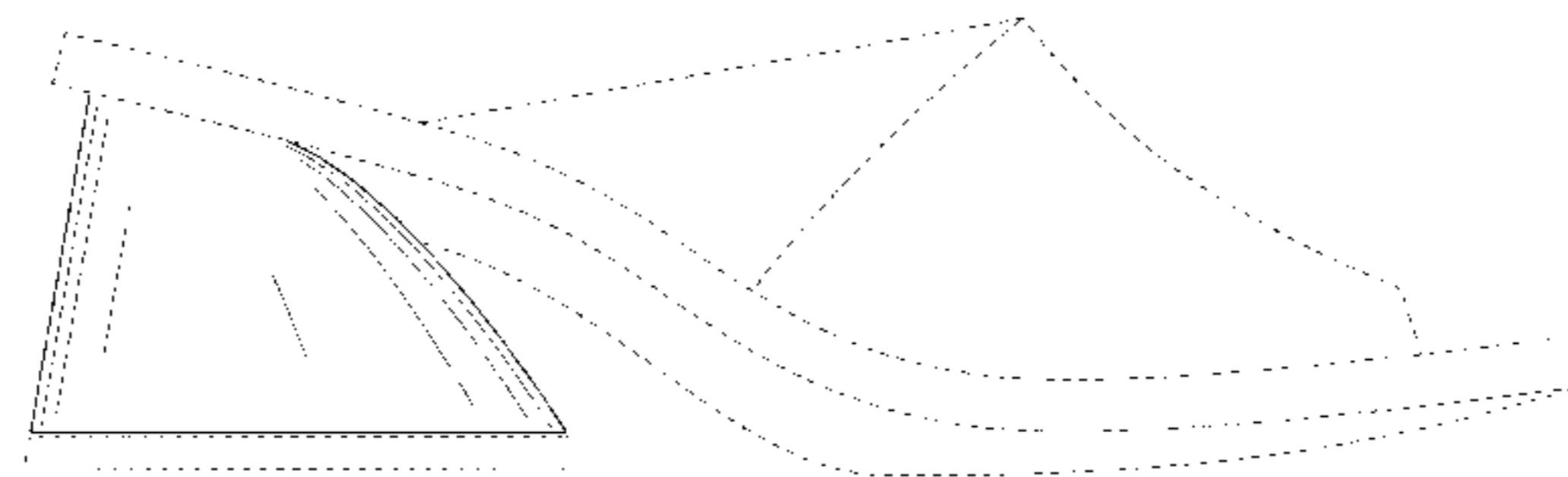
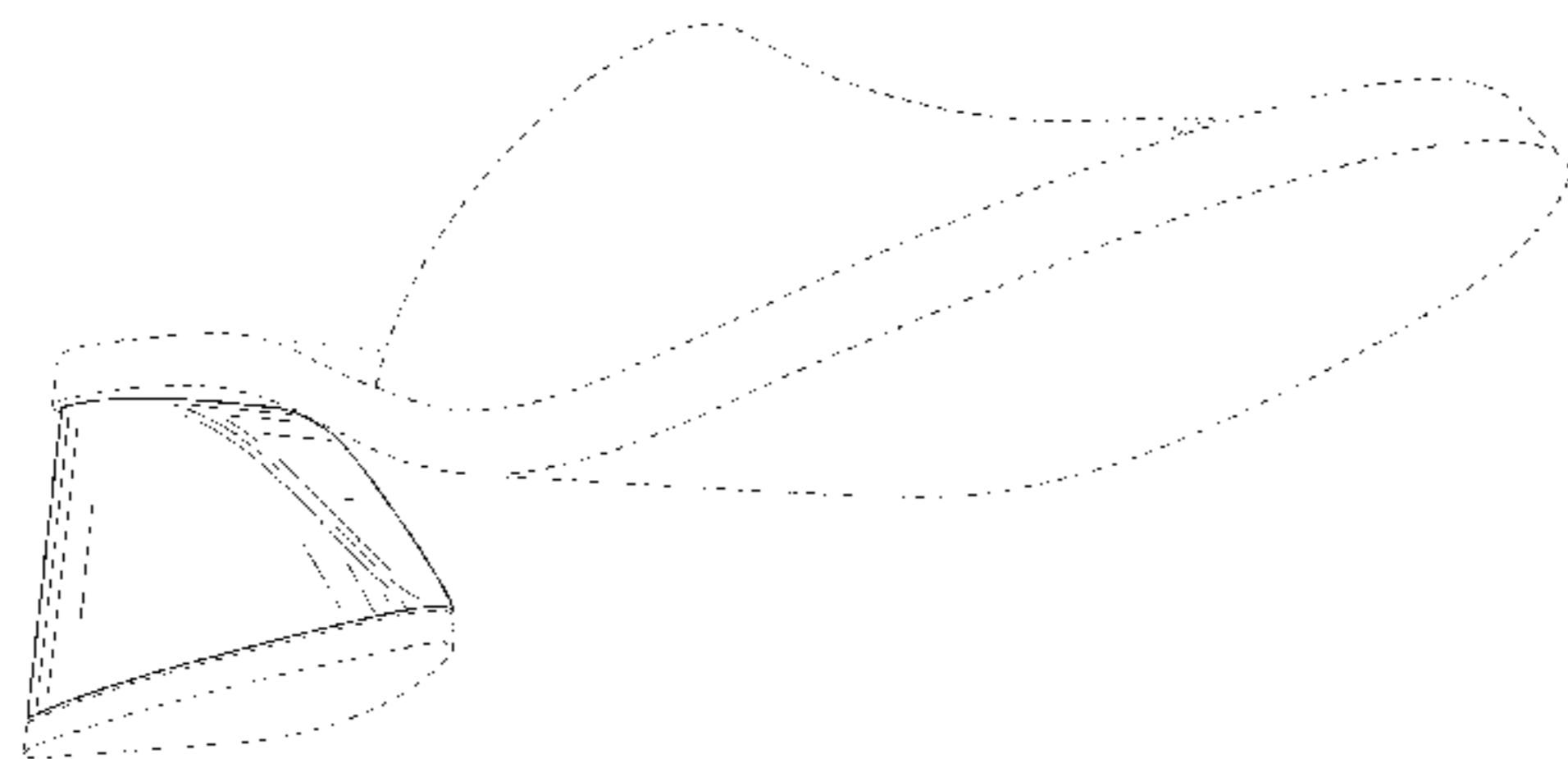
FIG. 3 is a right side elevation view of the heel for shoe shown in FIG. 1;

FIG. 4 is a top plan view of the heel for shoe shown in FIG. 1; and,

FIG. 5 is a back elevation view of the heel for shoe shown in FIG. 1.

The broken lines showing a shoe are environment and form no part of the claimed design. The broken lines illustrating portions of the heel for shoe form no part of the claimed design.

1 Claim, 5 Drawing Sheets



(56)

References Cited

U.S. PATENT DOCUMENTS

D192,409 S * 3/1962 Joiner D2/965
D194,778 S 3/1963 Joyce
D728,211 S 5/2015 Kirkwood
D744,730 S 12/2015 Kirkwood
D770,738 S 11/2016 Choi
D783,243 S 4/2017 Campbell
D793,056 S 8/2017 Venturi
D802,262 S 11/2017 Kirkwood

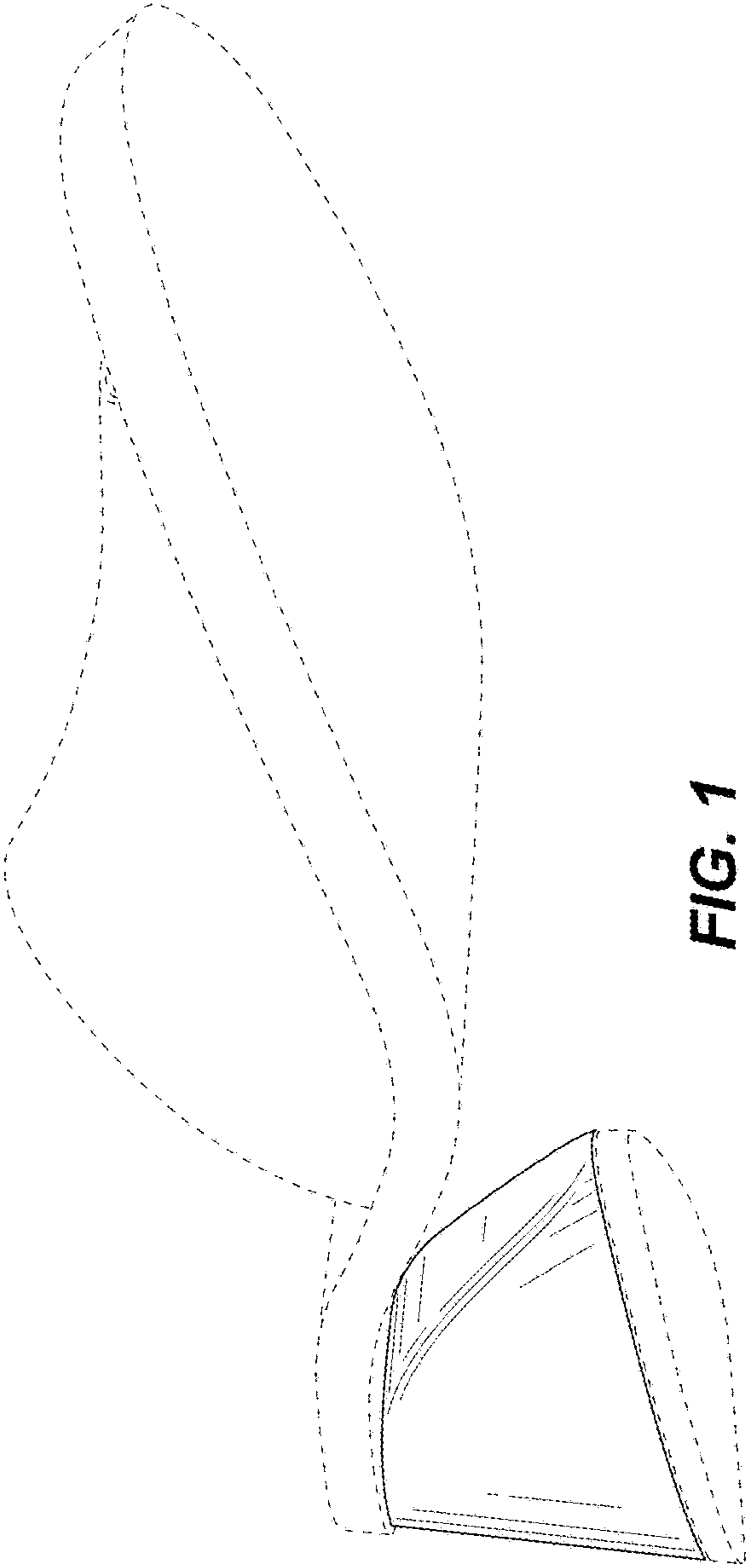
FOREIGN PATENT DOCUMENTS

CN 303909019 S 11/2016
CN 304181526 S 6/2017
CN 302644688 S 7/2018

OTHER PUBLICATIONS

Kaz Mules posted by Mercedes Castillo posted date unknown, © LaneCrawford, [online], [site visited Aug. 21, 2018]. Available from Internet, http://www.lanecrawford.com/product/mercedes-castillo/~kaz-leather-mules/_/AKV076/product.lc (Year: 2018).*

* cited by examiner



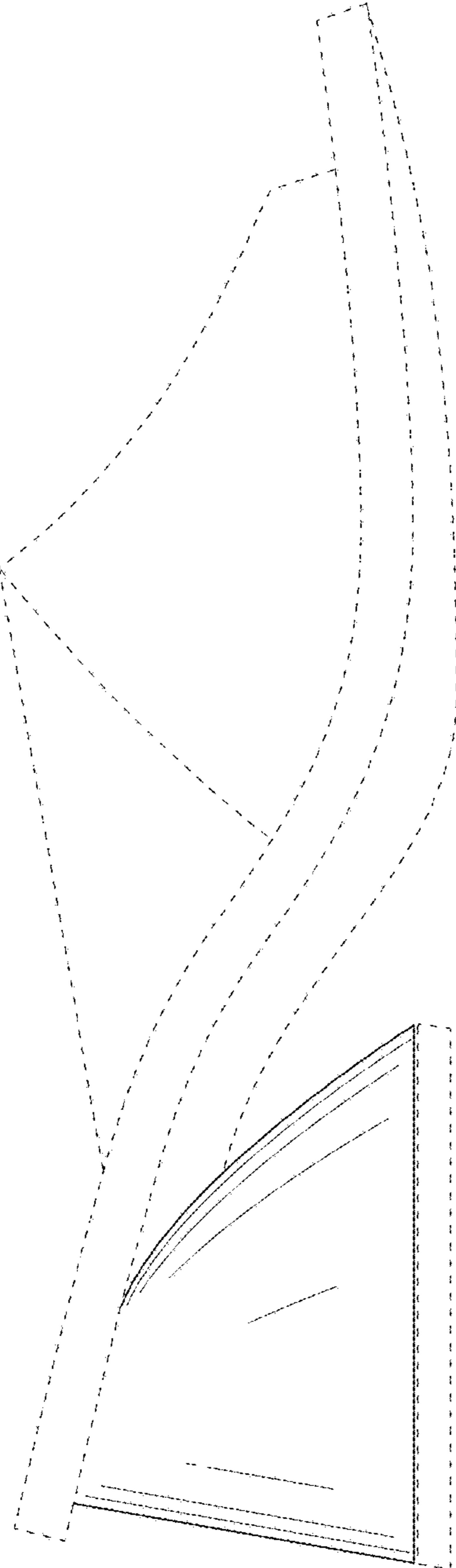


FIG. 2

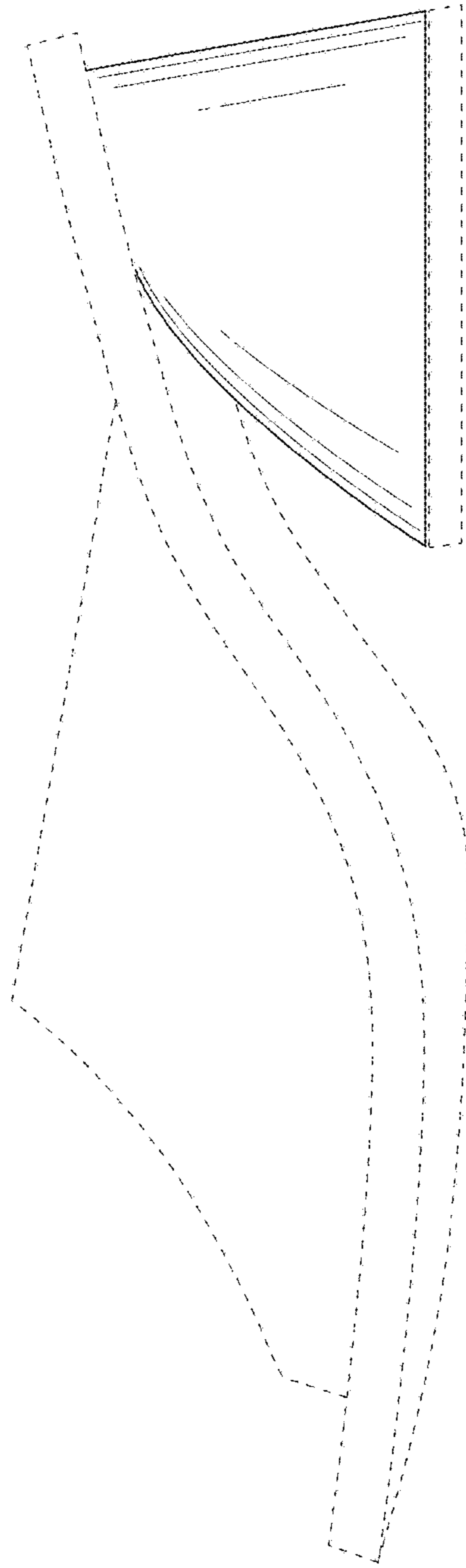


FIG. 3

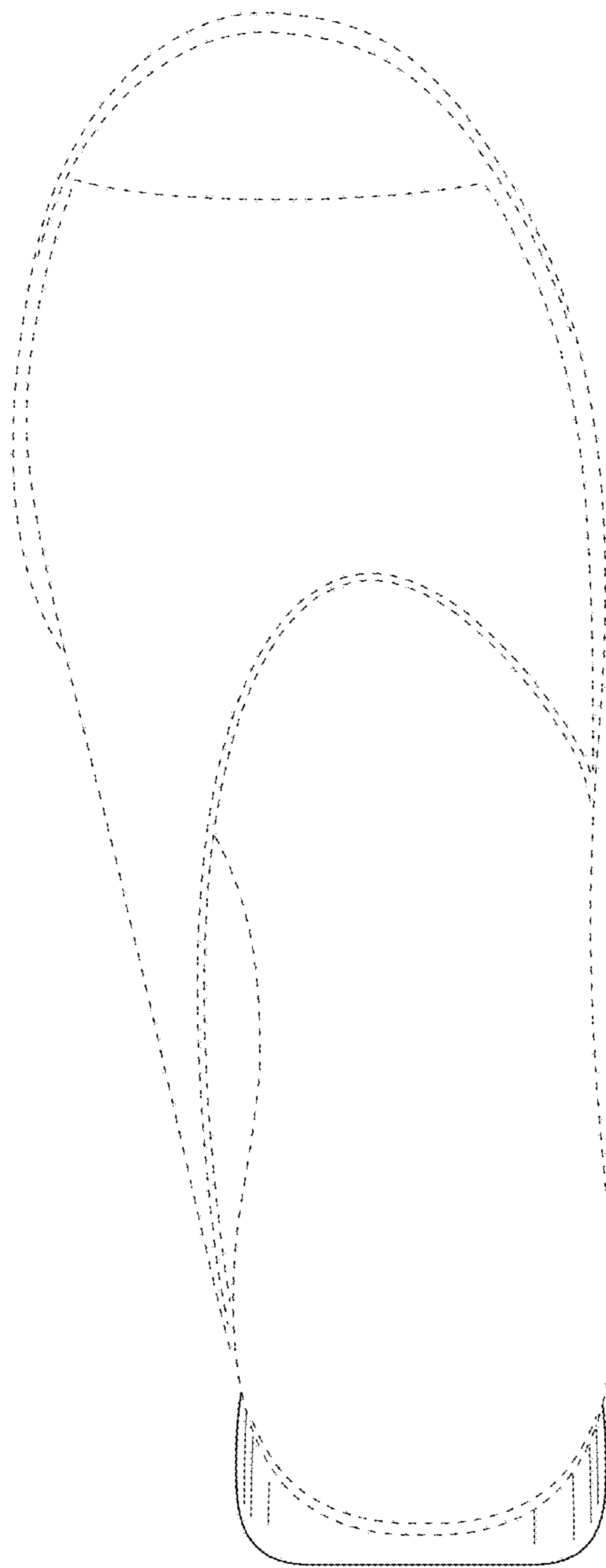


FIG. 4

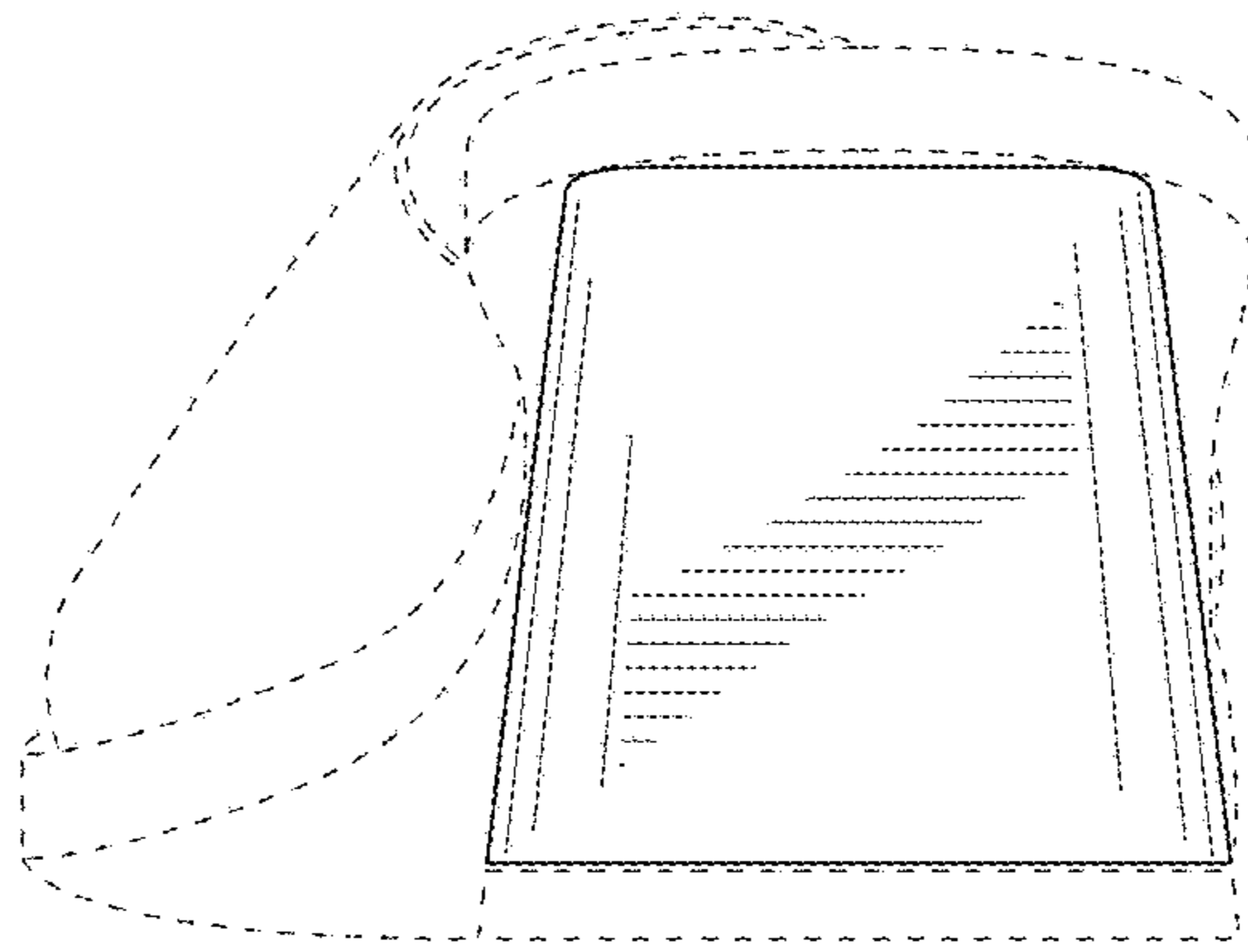


FIG. 5