



US00D853100S

(12) **United States Design Patent** (10) **Patent No.:** **US D853,100 S**  
**Dai et al.** (45) **Date of Patent:** **\*\* Jul. 9, 2019**

(54) **SHOE INSOLE**

A43B 7/38; A43B 13/383; A43B 13/386;  
A43B 13/39; A43B 13/40; A43B 13/42;  
A43B 17/14

(71) Applicant: **ShineIN Biotechnology Co., Ltd.**, New Taipei (TW)

See application file for complete search history.

(72) Inventors: **Lien-Guo Dai**, Taichung (TW);  
**Xiao-Feng Wu**, New Taipei (TW);  
**Hsiao-Chin Cheng**, Tainan (TW);  
**Yu-Wen Chen**, Kaohsiung (TW)

(56) **References Cited**

U.S. PATENT DOCUMENTS

(73) Assignee: **ShineIN Biotechnology Co., Ltd.**, New Taipei (TW)

D517,291 S 3/2006 Vasyli  
D518,945 S 4/2006 Vasyli  
D554,836 S 11/2007 Shaffer  
7,958,653 B2 \* 6/2011 Howlett ..... A43B 7/142  
36/35 R

(\*\*) Term: **15 Years**

D676,637 S 2/2013 Hane  
D695,000 S 12/2013 Feldman  
D727,608 S 4/2015 Steven et al.  
D729,509 S 5/2015 Lee  
D762,053 S 7/2016 Takahashi  
D772,545 S 11/2016 Jia  
D775,802 S 1/2017 Takahashi

(21) Appl. No.: **29/666,043**

(22) Filed: **Oct. 9, 2018**

(Continued)

**Related U.S. Application Data**

*Primary Examiner* — Elizabeth J Oswecki

(62) Division of application No. 29/553,934, filed on Feb. 5, 2016, now Pat. No. Des. 833,726.

(74) *Attorney, Agent, or Firm* — Muncy, Geissler, Olds & Lowe, P.C.

(51) **LOC (11) Cl.** ..... **02-04**

(57) **CLAIM**

(52) **U.S. Cl.**  
USPC ..... **D2/961**

The ornamental design for a shoe insole, as shown and described.


(58) **Field of Classification Search**

**DESCRIPTION**

USPC ..... D2/953, 957, 958, 959, 960, 968, 946,  
D2/947, 951, 955, 961, 976; 36/83, 88,  
36/91, 92, 93, 94, 95, 96, 97, 98, 136,  
36/25 R, 36 R, 43, 44, 71  
CPC ..... A43B 7/14; A43B 7/1405; A43B 7/141;  
A43B 7/1415; A43B 7/142; A43B  
7/1425; A43B 7/143; A43B 7/144; A43B  
7/1445; A43B 7/146; A43B 7/1465; A43B  
7/1475; A43B 7/148; A43B 7/1485; A43B  
7/149; A43B 7/1495; A43B 7/16; A43B  
7/18; A43B 7/19; A43B 7/22; A43B  
7/223; A43B 7/226; A43B 7/28; A43B  
7/30; A43B 7/32; A43B 7/34; A43B 7/36;

FIG. 1 is a bottom plan view of a shoe insole, showing our new design;  
FIG. 2 is a right side elevational view thereof;  
FIG. 3 is a left side elevational view thereof; and,  
FIG. 4 is a back side elevational view thereof.  
The figures shown are of an insole for a left shoe, the insole for a right shoe being mirror images of the figures shown. The broken lines shown in the drawings represent portions of the shoe insole that form no part of the claimed design. The views of the shoe insole that are not shown form no part of the claimed design.

**1 Claim, 4 Drawing Sheets**



(56)

**References Cited**

U.S. PATENT DOCUMENTS

D794,934 S \* 8/2017 Haasteren ..... D2/961  
D797,429 S 9/2017 Granger et al.  
D833,726 S \* 11/2018 Dai ..... D2/961  
2004/0118017 A1 \* 6/2004 Dalton ..... A43B 7/142  
36/44  
2004/0181971 A1 \* 9/2004 Turkbaz ..... A43B 7/141  
36/44  
2005/0166425 A1 \* 8/2005 Seiter ..... A43B 7/1425  
36/44  
2009/0025254 A1 \* 1/2009 Smith ..... A43B 7/141  
36/44  
2010/0218398 A1 \* 9/2010 Reinhardt ..... A43B 7/141  
36/44  
2011/0219642 A1 9/2011 Sulak et al.  
2011/0258879 A1 10/2011 Dananberg et al.

\* cited by examiner

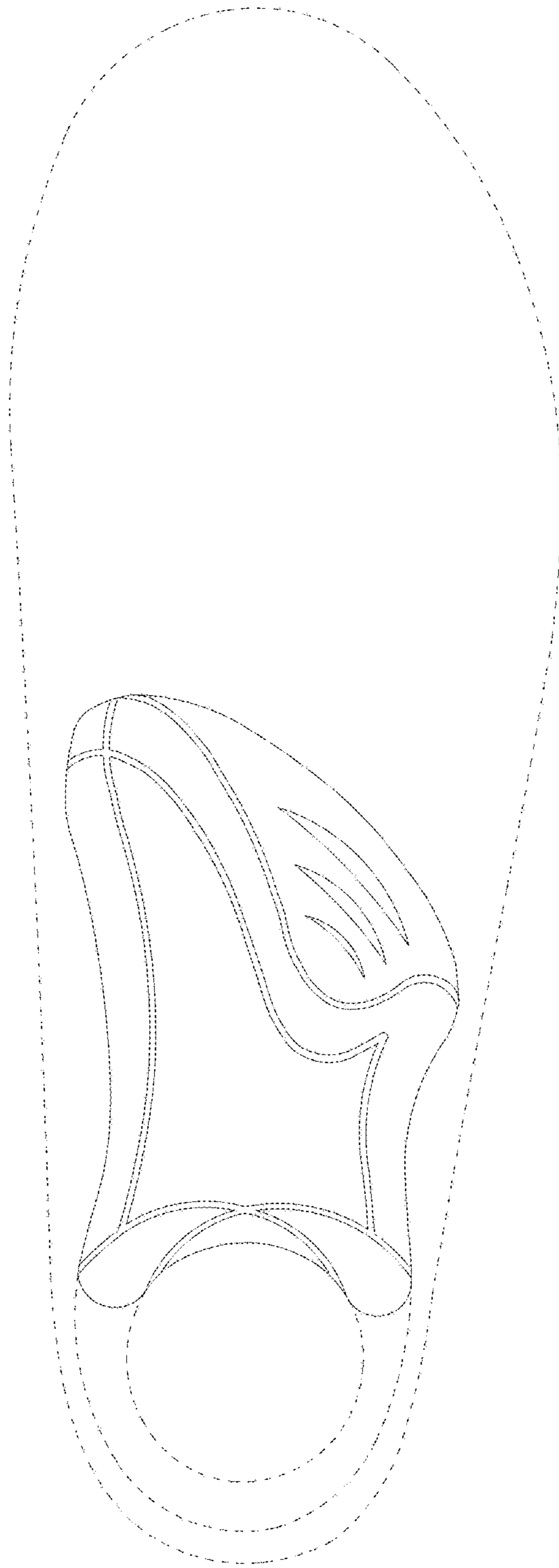


FIG. 1

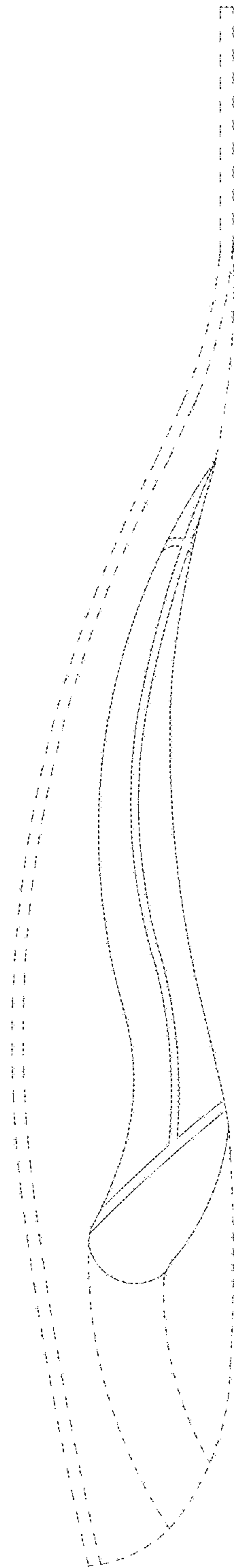


FIG. 2




FIG. 3




FIG. 4