



US00D853081S

(12) **United States Design Patent**
Utaka et al.

(10) **Patent No.:** **US D853,081 S**
(45) **Date of Patent:** **** Jul. 9, 2019**

(54) **FASTENER FOR BRASSIERES**
(71) Applicant: **UTAX CO., LTD**, Hyogo (JP)
(72) Inventors: **Daisuke Utaka**, Nishiwaki (JP); **Hideki Andoh**, Nishiwaki (JP)
(73) Assignee: **UTAX CO., LTD.**, Hyogo (JP)
(**) Term: **15 Years**
(21) Appl. No.: **35/504,669**
(22) Filed: **Sep. 20, 2017**
(80) **Hague Agreement Data**
Int. Filing Date: **Sep. 20, 2017**
Int. Reg. No.: **DM/098008**
Int. Reg. Date: **Sep. 20, 2017**
Int. Reg. Pub. Date: **Mar. 23, 2018**

(51) **LOC (11) Cl.** **02-01**
(52) **U.S. Cl.**
USPC **D2/706; D11/208**
(58) **Field of Classification Search**
USPC D11/200, 208, 209, 210, 211; D2/706,
D2/707, 708, 710, 705; 24/169, 697,
24/163 R
CPC A43C 3/02; A44B 11/25; A44B 11/26;
A44B 13/0052; A41F 1/00; A41F 1/006;
Y10T 24/45225; Y10T 24/45796; A43B
13/00; A43B 13/0029; A43B 13/0041;
A41C 3/12; A41C 3/126; A41C 3/0028
See application file for complete search history.

(56) **References Cited**
U.S. PATENT DOCUMENTS
572,033 A * 11/1896 See A43C 3/02
24/713.5
1,971,134 A * 8/1934 Davis E05F 1/1066
24/580.11

2,482,846 A * 9/1949 Fox A41F 1/006
24/588.12
4,183,121 A * 1/1980 Cousins A44B 13/0023
24/588.1
6,393,678 B1 * 5/2002 Fildan A41F 1/006
24/662
D530,648 S * 10/2006 Utaka D11/208
7,618,305 B2 * 11/2009 Gut A44B 13/0052
24/697.1
7,708,617 B2 * 5/2010 Fildan A41F 1/006
450/63
8,186,025 B2 * 5/2012 Fildan A41F 1/006
24/591.1
D703,095 S * 4/2014 Fildan D11/218
8,943,984 B2 * 2/2015 Cheung A41F 1/00
112/406
D763,132 S * 8/2016 Karunaratne D11/208
D813,721 S * 3/2018 Krupa D11/208
D815,391 S * 4/2018 Zheng D2/706
D819,296 S * 6/2018 Incle D2/706
D826,084 S * 8/2018 Karunaratne D11/208
2001/0023502 A1 * 9/2001 Kato A41F 9/025
2/237

(Continued)

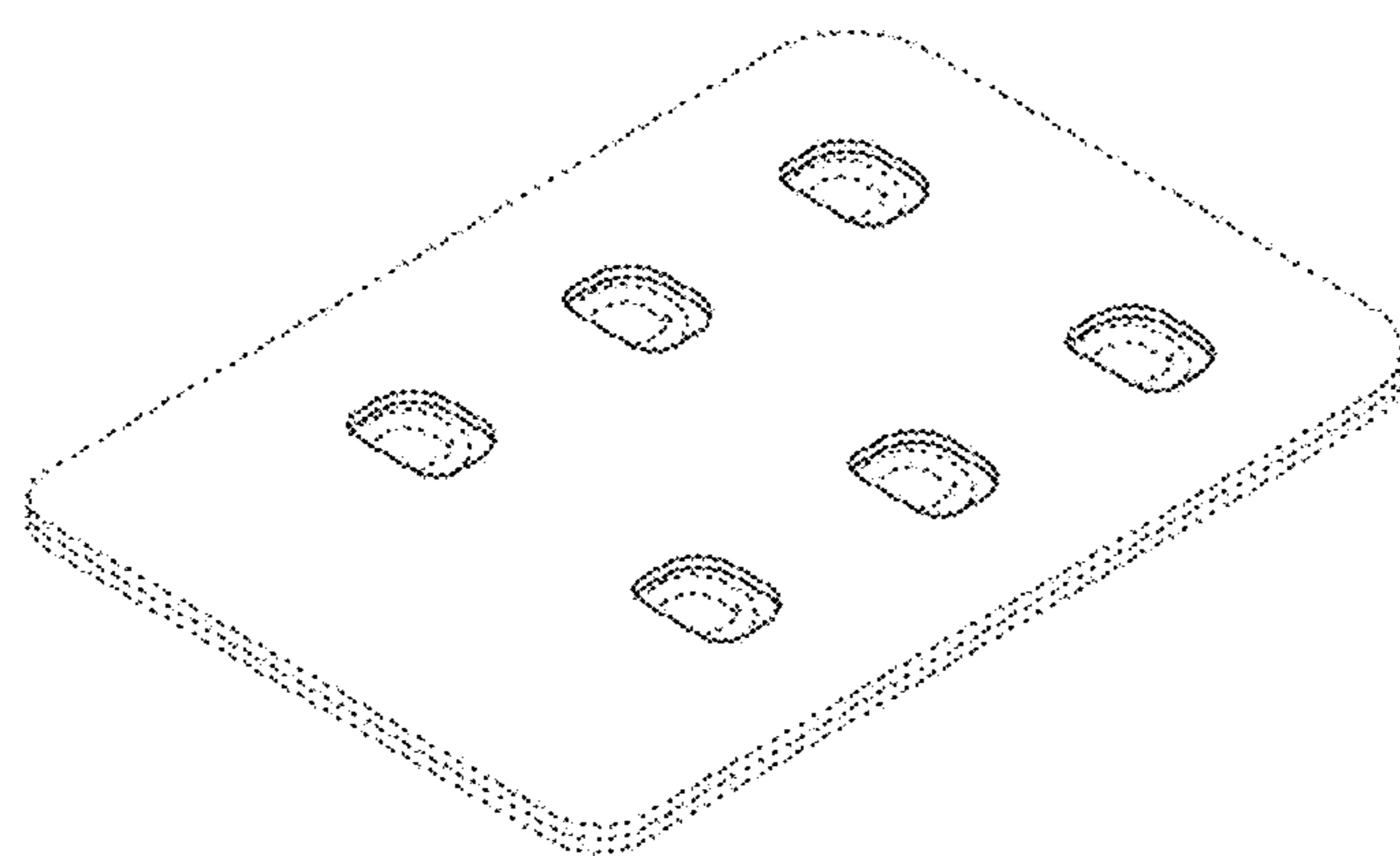
Primary Examiner — Melanie Pellegrini
(74) *Attorney, Agent, or Firm* — Stephen J. Weyer, Esq.;
Stites & Harbison, PLLC

(57) **CLAIM**
The ornamental design for a fastener for brassieres, as shown and described.

DESCRIPTION

1. Fastener for brassieres
1.1 : Perspective
1.2 : Front
1.3 : Back
1.4 : Top
1.5 : Right
The broken lines shown in the drawings illustrate portions of the fastener for brassieres that form no part of the claimed design.

1 Claim, 5 Drawing Sheets



(56)

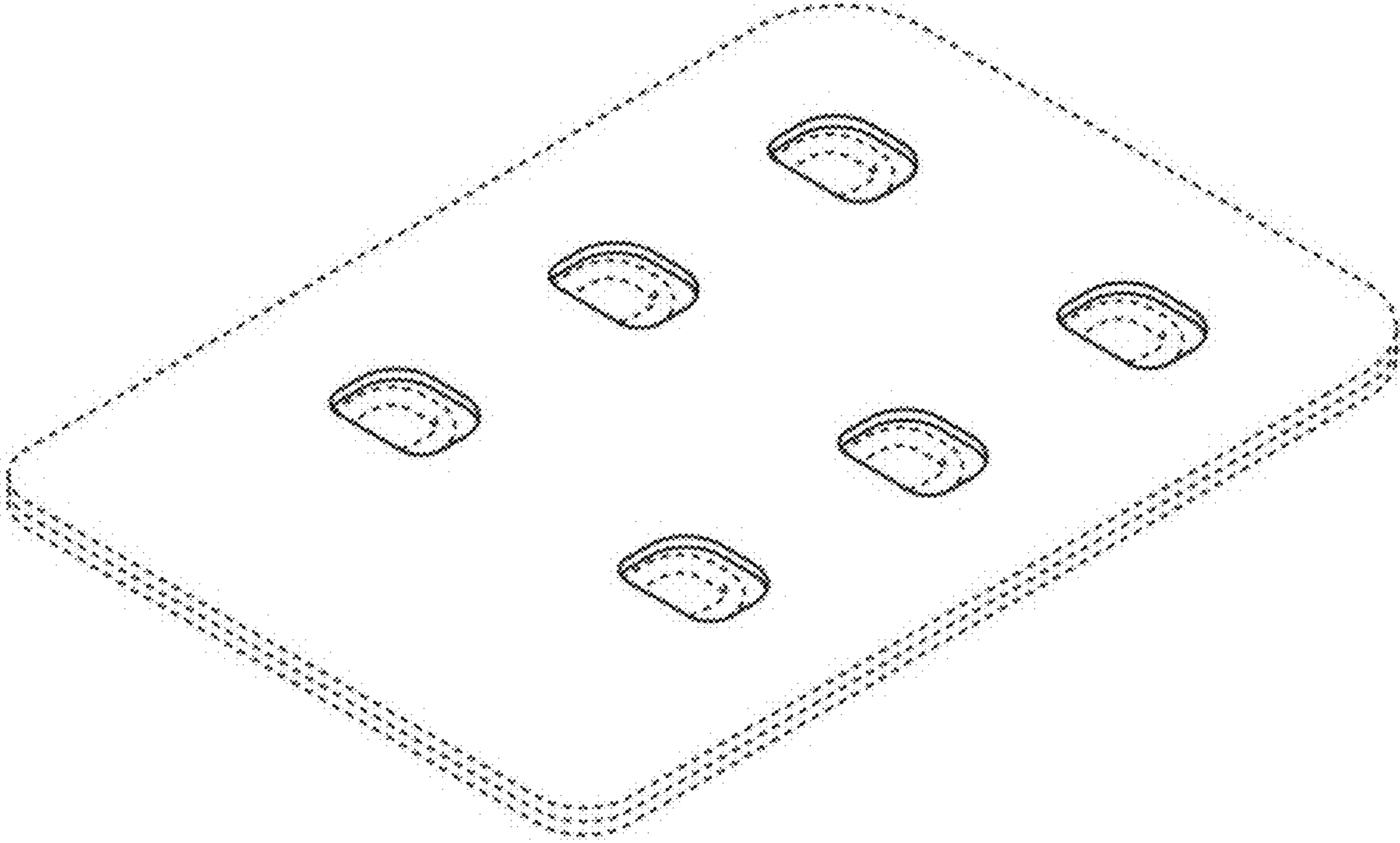
References Cited

U.S. PATENT DOCUMENTS

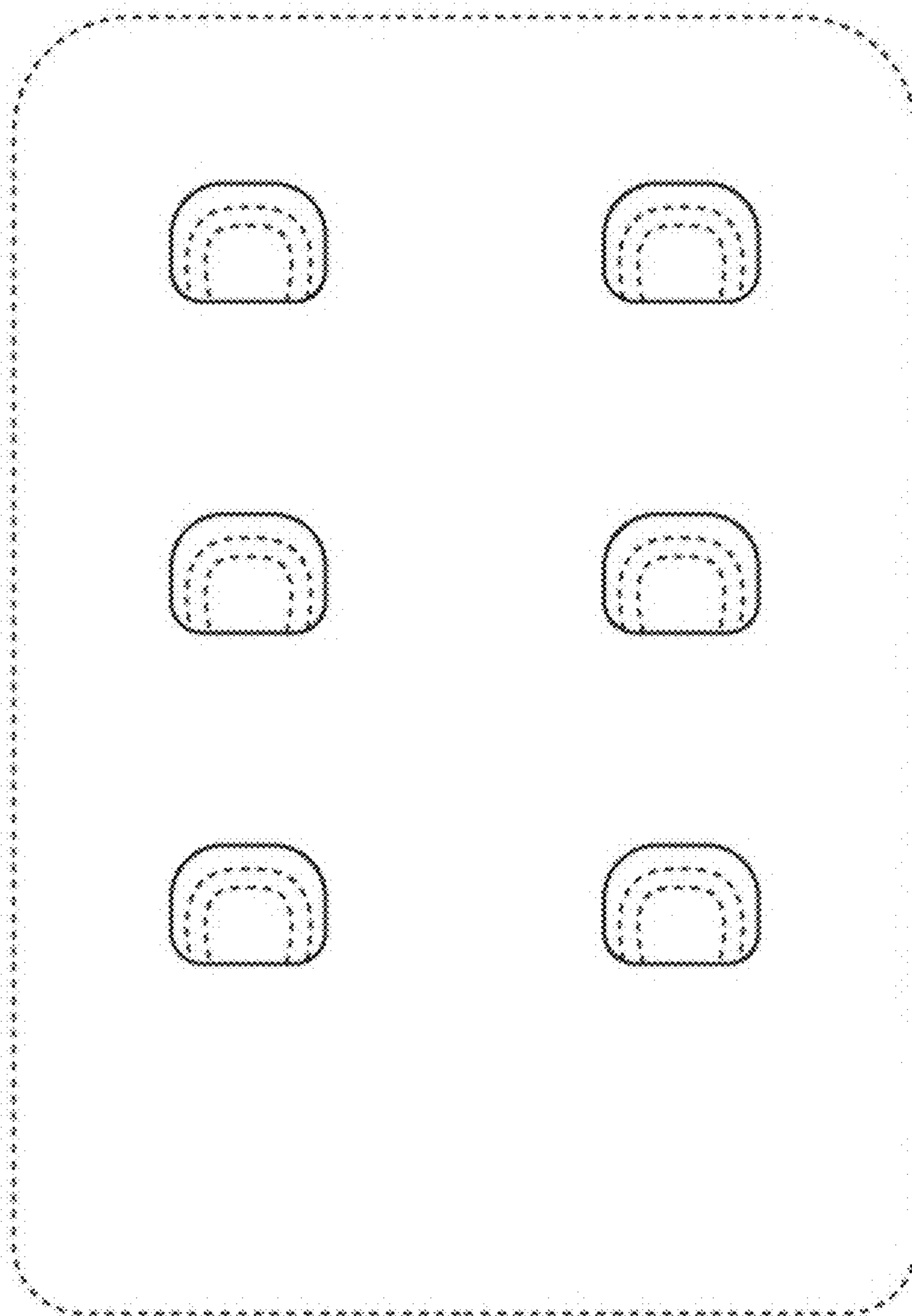
2009/0070969 A1* 3/2009 Fildan A41F 1/006
24/465
2010/0287747 A1* 11/2010 Pitman A41F 1/006
24/591.1
2018/0092439 A1* 4/2018 Fildan A41F 1/006
2018/0146730 A1* 5/2018 Fildan A41F 1/002

* cited by examiner


1.1




1.2



1.3



1.4



1.

