

US00D853077S

(12) **United States Design Patent** (10) **Patent No.:** **US D853,077 S**
Ku (45) **Date of Patent:** **** Jul. 2, 2019**

(54) **AUTOMATIC CASH DISPENSER**

G07F 5/00; G07F 1/00; E05G 7/001;
E05G 1/006; A63H 33/00; A63H 33/005

See application file for complete search history.

(71) Applicant: **HANMEGA CO., LTD.**, Seoul (KR)

(72) Inventor: **Myoung Jin Ku**, Seoul (KR)

(56) **References Cited**

U.S. PATENT DOCUMENTS

(73) Assignee: **HANMEGA CO., LTD.**, Seoul (KR)

(**) Term: **15 Years**

(21) Appl. No.: **29/641,039**

(22) Filed: **Mar. 19, 2018**

(30) **Foreign Application Priority Data**

Dec. 11, 2017 (KR) 30-2017-0058363

(51) **LOC (11) Cl.** **99-00**

(52) **U.S. Cl.**

USPC **D99/28**

(58) **Field of Classification Search**

USPC D99/28, 34, 35, 36, 43, 99;

D14/300-302, 305, 307, 900-902;

D18/3.1-3.3, 4.1-4.6, 12.1-12.3;

D21/324, 325, 329, 369, 370; 101/66;

109/1 R, 1 V, 2, 23, 24.1, 25, 58, 58.5,

109/66; 446/8-13; 705/16, 17, 18, 42,

705/43, 44, 45; 235/51, 379, 380, 381,

235/382, 383.5, 386; 206/0.8, 0.81,

206/0.815, 0.82, 0.84

CPC .. G06Q 20/10; G06Q 20/108; G06Q 20/1085;

G06Q 20/18; G07D 1/00; G07D 1/02;

G07D 1/04; G07D 1/06; G07D 11/00;

G07D 9/002; G07D 9/04; G07F 19/20;

G07F 19/201; G07F 19/202; G07F

19/203; G07F 19/204; G07F 19/105;

G07F 19/21; G07F 19/00; G07F 7/04;

D318,553 S *	7/1991	Brown	D99/28
D395,129 S *	6/1998	Johnson	D14/130
D401,973 S *	12/1998	Isshiki	D20/10
D402,782 S *	12/1998	Johnson	D99/28
D415,330 S *	10/1999	King	D14/900
D419,277 S *	1/2000	Ishii	D99/28
D492,080 S *	6/2004	Magee	D99/28
D530,880 S *	10/2006	Magee	D99/28
D584,875 S *	1/2009	Bleck	D99/28
D596,374 S *	7/2009	Kang	D99/28
D597,275 S *	7/2009	Lee	D99/28
D625,305 S *	10/2010	Bleck	D14/307
D626,544 S *	11/2010	Bleck	D14/307
D626,545 S *	11/2010	Bleck	D14/307
D629,585 S *	12/2010	Bleck	D14/307
D645,223 S *	9/2011	Bleck	D14/307
D674,985 S *	1/2013	Lee	D14/900
D707,012 S *	6/2014	Swaine	D99/28

(Continued)

Primary Examiner — Elizabeth J Oswecki

(74) *Attorney, Agent, or Firm* — Im IP Law; C. Andrew Im; Chai Im

(57) **CLAIM**

The ornamental design for an automatic cash dispenser, as shown and described.

DESCRIPTION

FIG. 1 is a perspective view of an automatic cash dispenser showing my new design;

FIG. 2 is a front view thereof;

FIG. 3 is a rear view thereof;

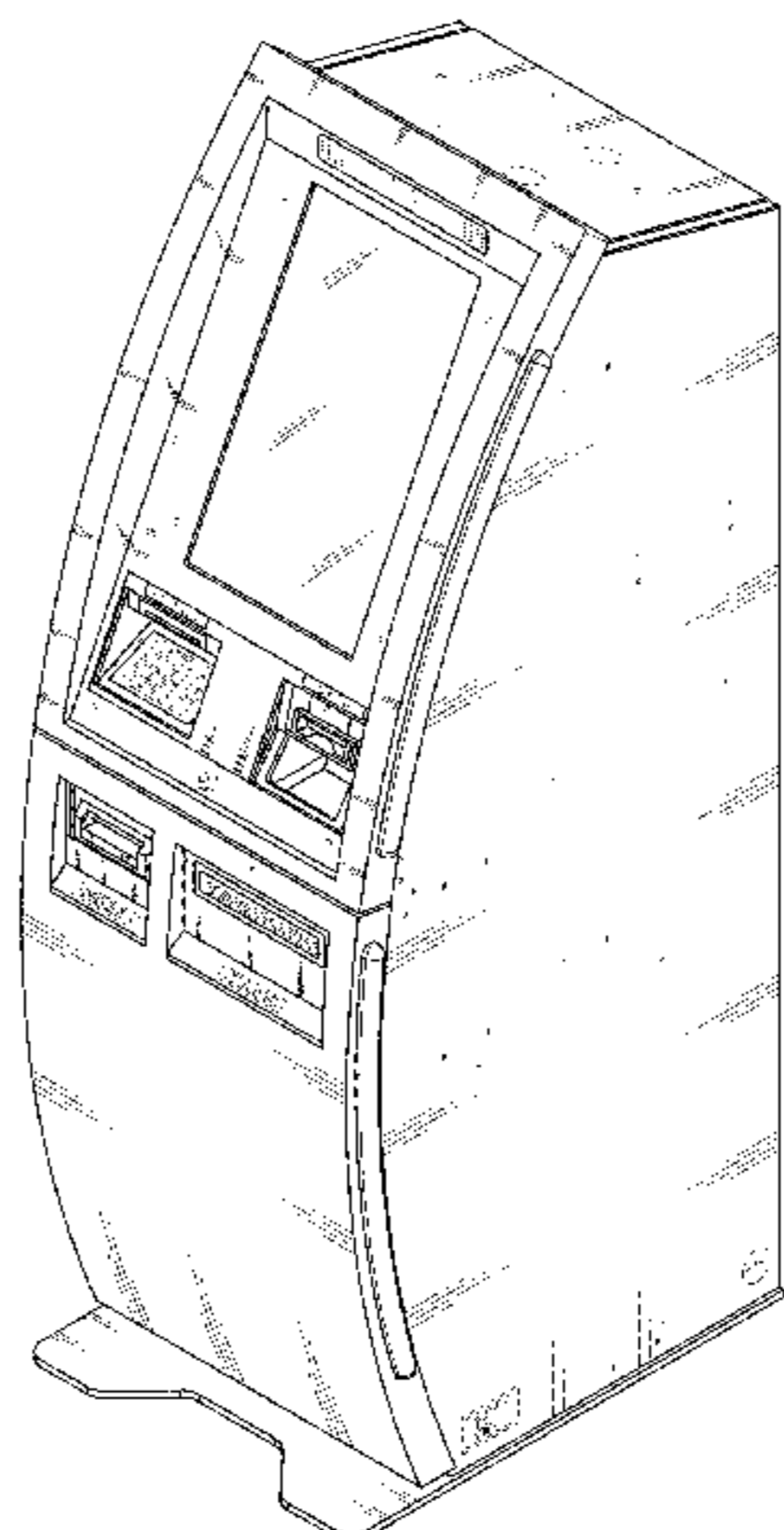
FIG. 4 is a left-side view thereof;

FIG. 5 is a right-side view thereof;

FIG. 6 is a top view thereof; and,

FIG. 7 is a bottom view thereof.

(Continued)



The broken lines show portions of the article not claimed
and forms no part of the claimed design.

1 Claim, 7 Drawing Sheets

(56) **References Cited**

U.S. PATENT DOCUMENTS

D769,570	S	*	10/2016	Kraft	D99/28
D769,572	S	*	10/2016	Park	D99/28
D789,021	S	*	6/2017	Sato	D99/28
D792,049	S	*	7/2017	Oh	D99/28
2004/0262379	A1	*	12/2004	Gomes	G06Q 30/06 235/379
2008/0296365	A1	*	12/2008	Schliebe	G01G 19/52 235/379
2009/0057398	A1	*	3/2009	Douglass	G07F 19/20 235/379

* cited by examiner

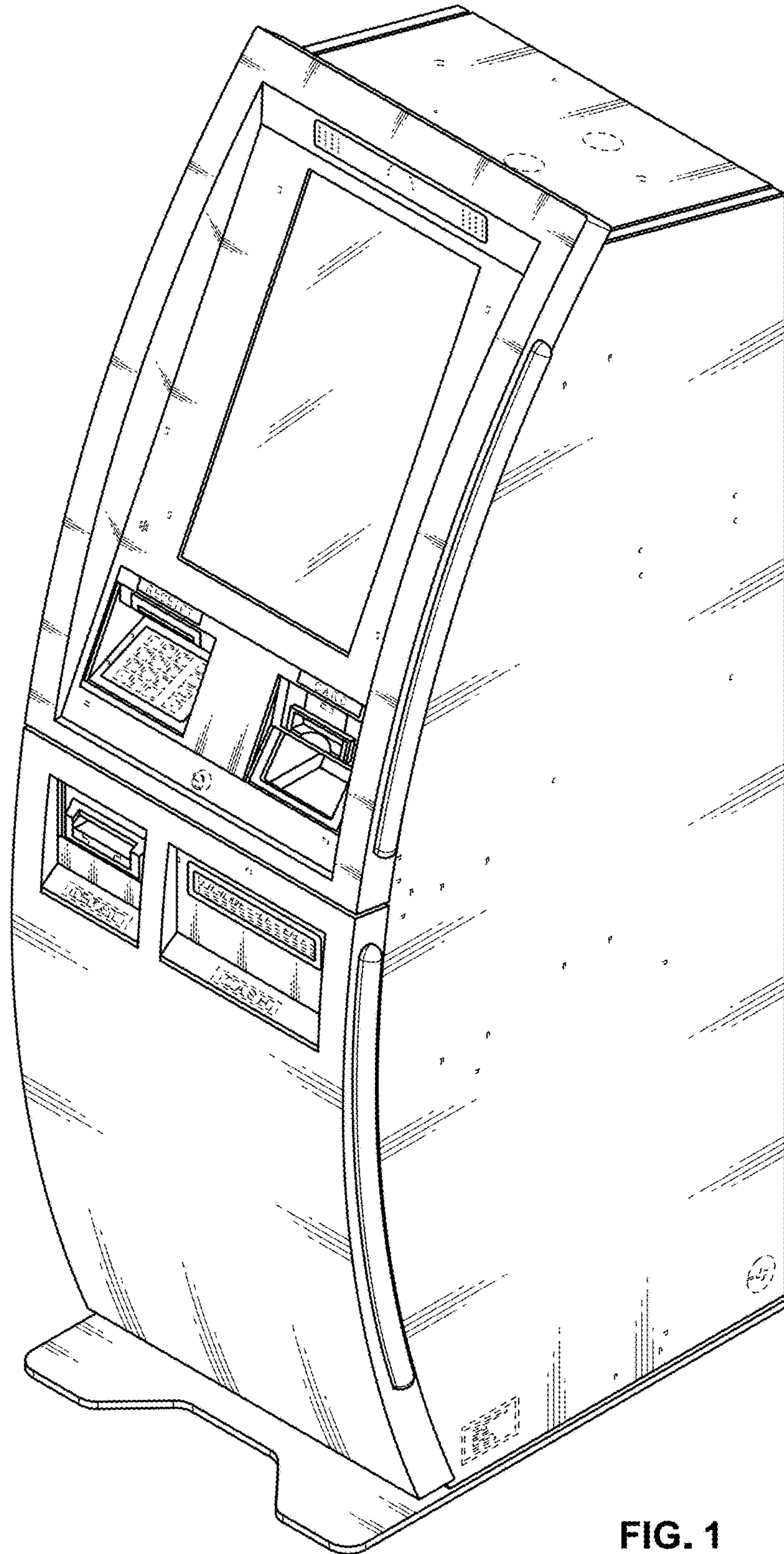


FIG. 1

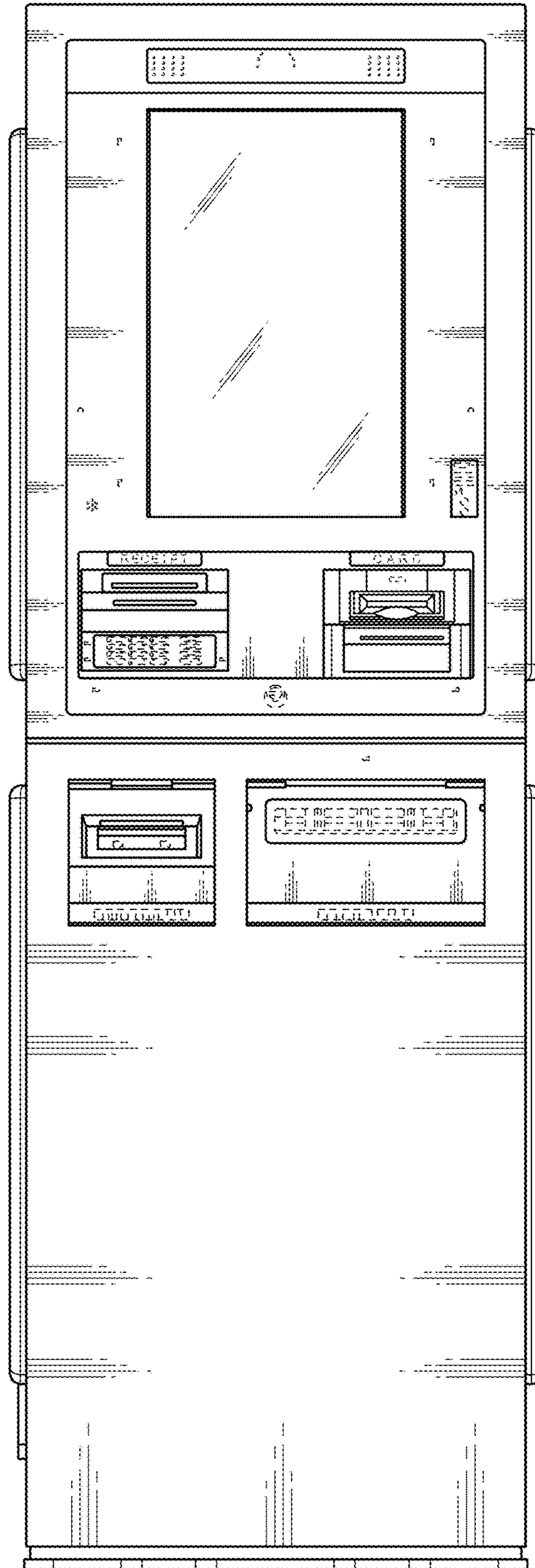


FIG. 2

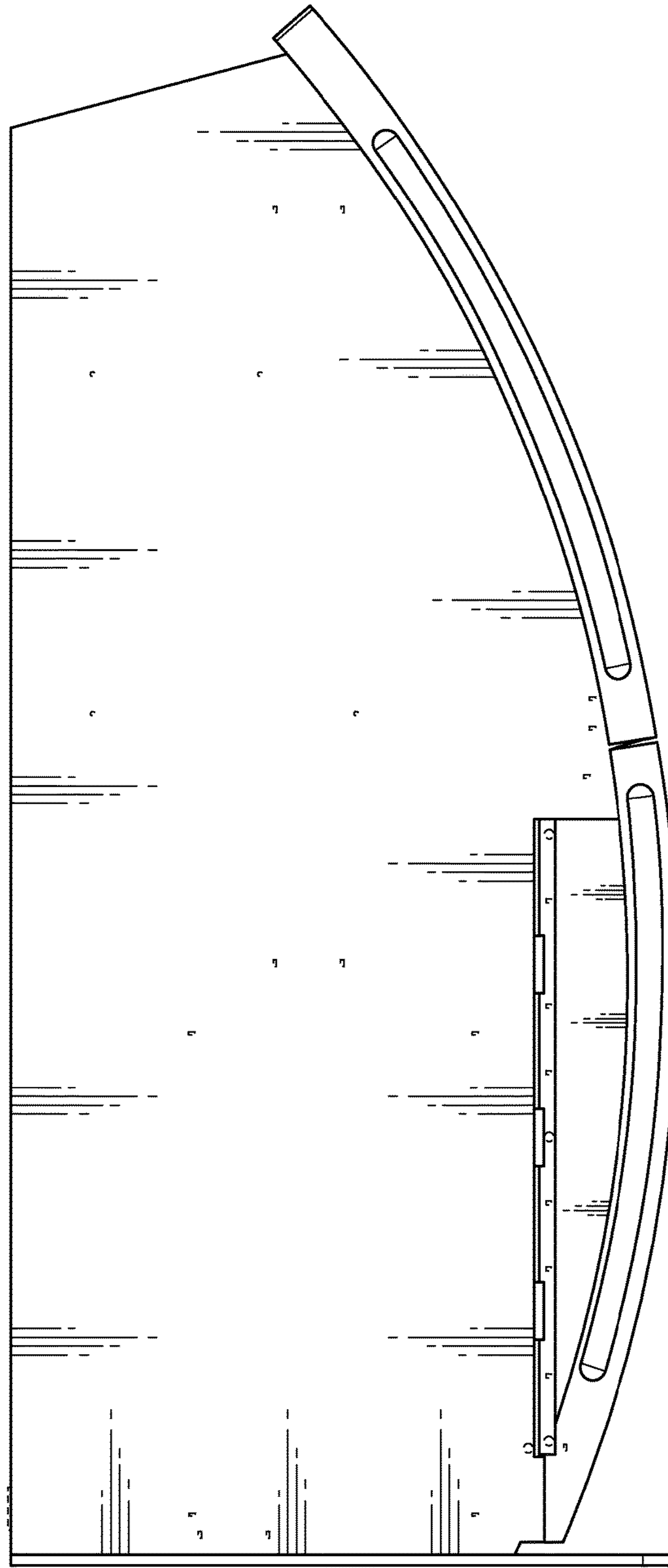


FIG. 4

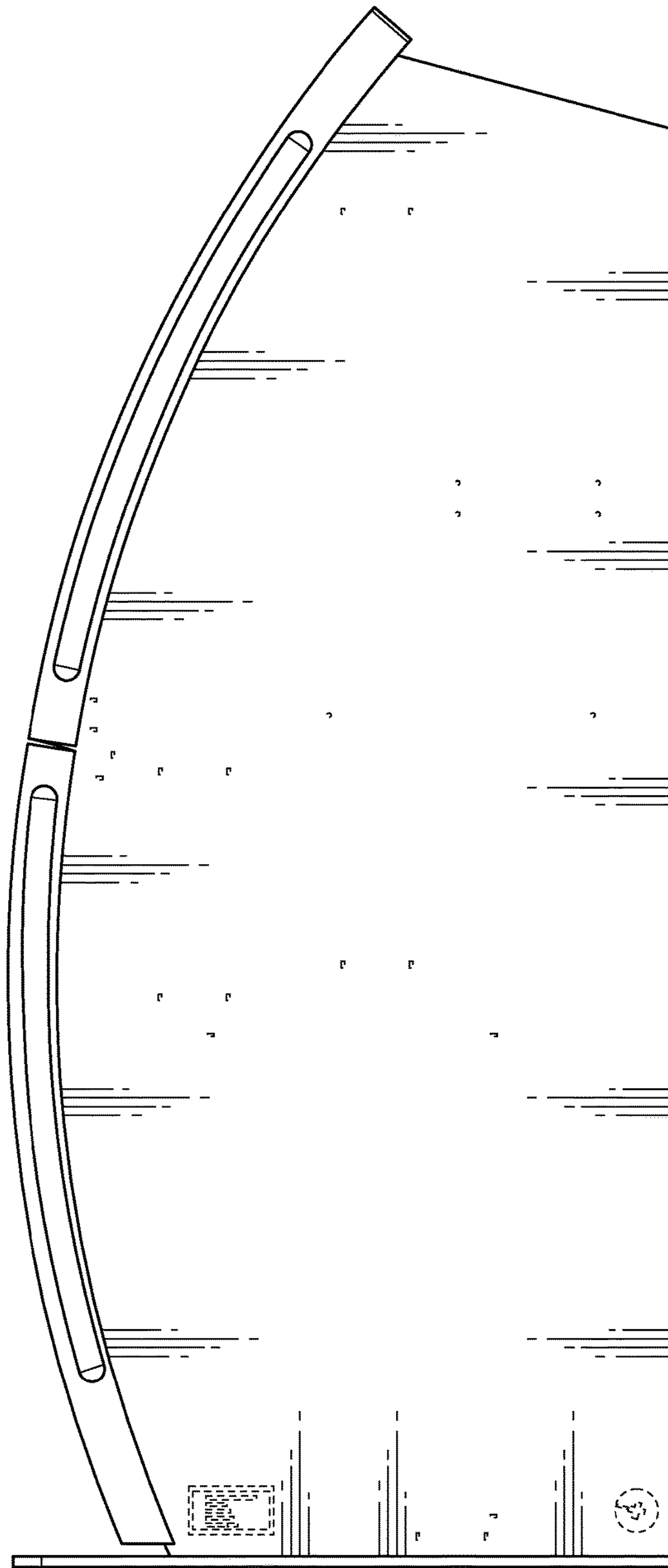


FIG. 5

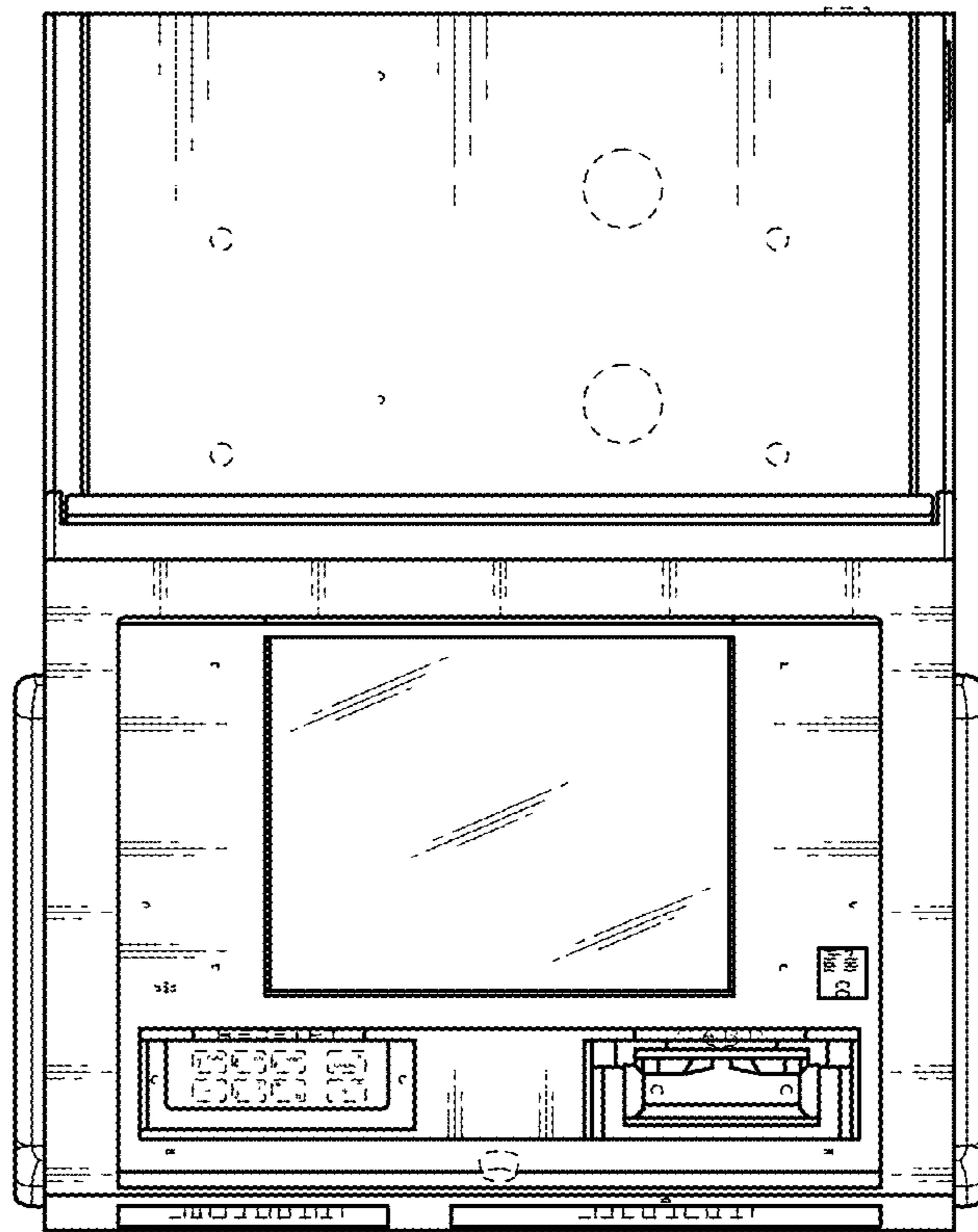


FIG. 6

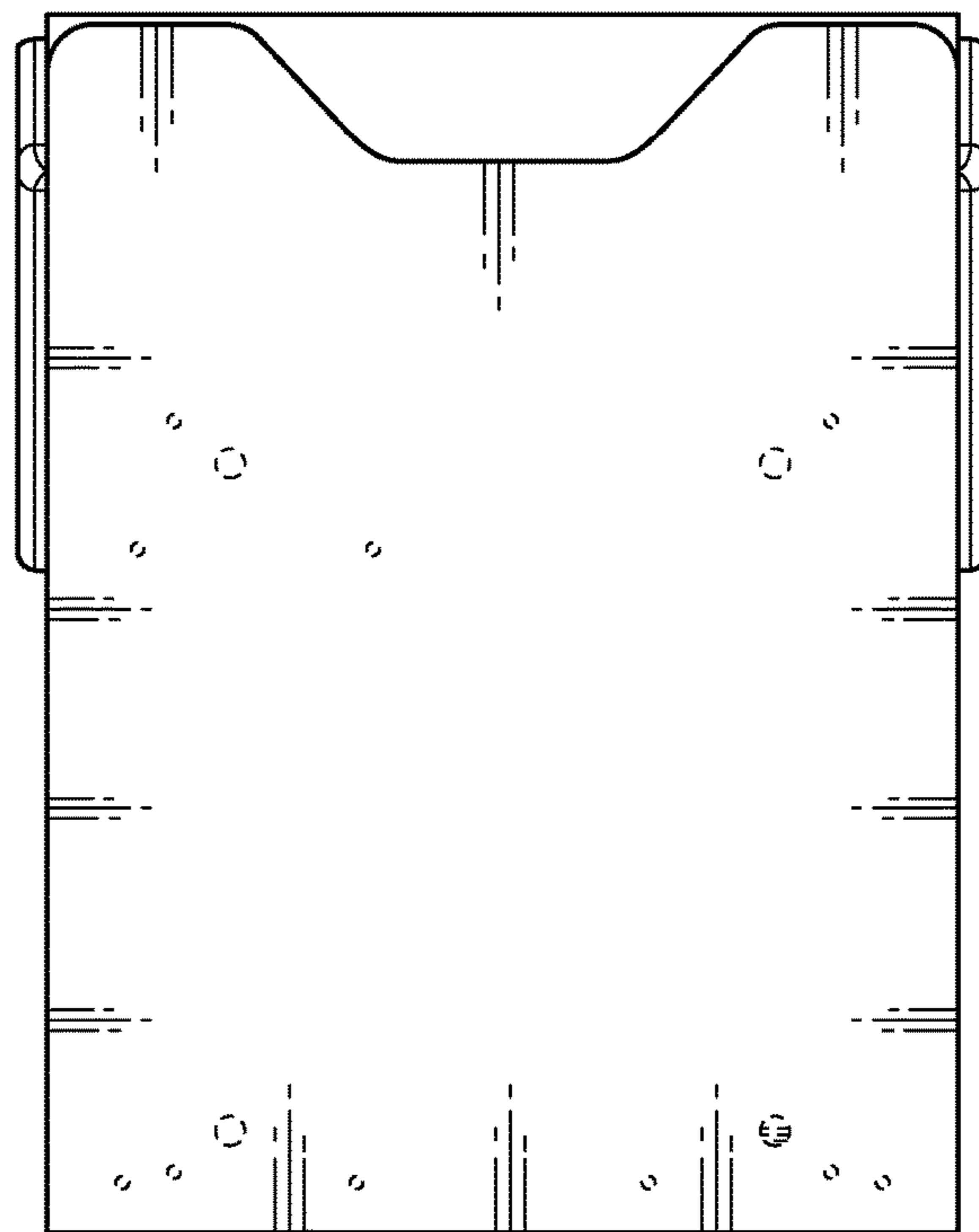


FIG. 7