



US00D853065S

(12) **United States Design Patent**
Liao

(10) **Patent No.:** **US D853,065 S**
(45) **Date of Patent:** **** Jul. 2, 2019**

(54) **GARBAGE CAN**

(71) Applicant: **Jiangmen Foreign Trade Group Co., Ltd.**, Jiangmen, Guangdong Province (CN)

(72) Inventor: **Henry Liao**, Jiangmen (CN)

(73) Assignee: **JIANGMEN FOREIGN TRADE GROUP CO., LTD.**, Jiangmen, Guangdong Province (CN)

(**) Term: **15 Years**

(21) Appl. No.: **29/614,582**

(22) Filed: **Aug. 21, 2017**

(30) **Foreign Application Priority Data**

Mar. 10, 2017 (CN) 2017 3 0067671

(51) **LOC (11) Cl.** **09-09**

(52) **U.S. Cl.**
USPC **D34/9**

(58) **Field of Classification Search**
USPC D34/1-3, 5-11; 220/263, 495.06, 908, 220/254.6
CPC B65F 1/163; B65F 1/1607
See application file for complete search history.

(56) **References Cited**

U.S. PATENT DOCUMENTS

D538,000 S * 3/2007 Lin D34/9
D542,994 S * 5/2007 Lin D34/9

D561,420 S * 2/2008 Lin D34/9
D615,270 S * 5/2010 Yang D34/9
D629,579 S * 12/2010 Lin D34/9
D716,015 S * 10/2014 van de Leest D34/9
D774,270 S * 12/2016 Chen D34/9
9,745,127 B1 * 8/2017 Stravitz B65F 1/068

* cited by examiner

Primary Examiner — Cynthia Ramirez

Assistant Examiner — Gino Colan

(74) *Attorney, Agent, or Firm* — Daniel F. Nesbitt; Hasse & Nesbitt LLC


(57) **CLAIM**

The ornamental design for a garbage can, as shown and described.

DESCRIPTION

FIG. 1 is a perspective view of the garbage can, showing my new design;
FIG. 2 is a front view of the garbage can;
FIG. 3 is a back view of the garbage can;
FIG. 4 is a right side view of the garbage can, with the left side view being a mirror image thereof;
FIG. 5 is a top plan view of the garbage can; and
FIG. 6 is a bottom plan view of the garbage can.
The broken lines shown in the figures are included for the purpose of illustrating portions of the garbage can and form no part of the claimed design.

1 Claim, 6 Drawing Sheets






Figure 1




Figure 2

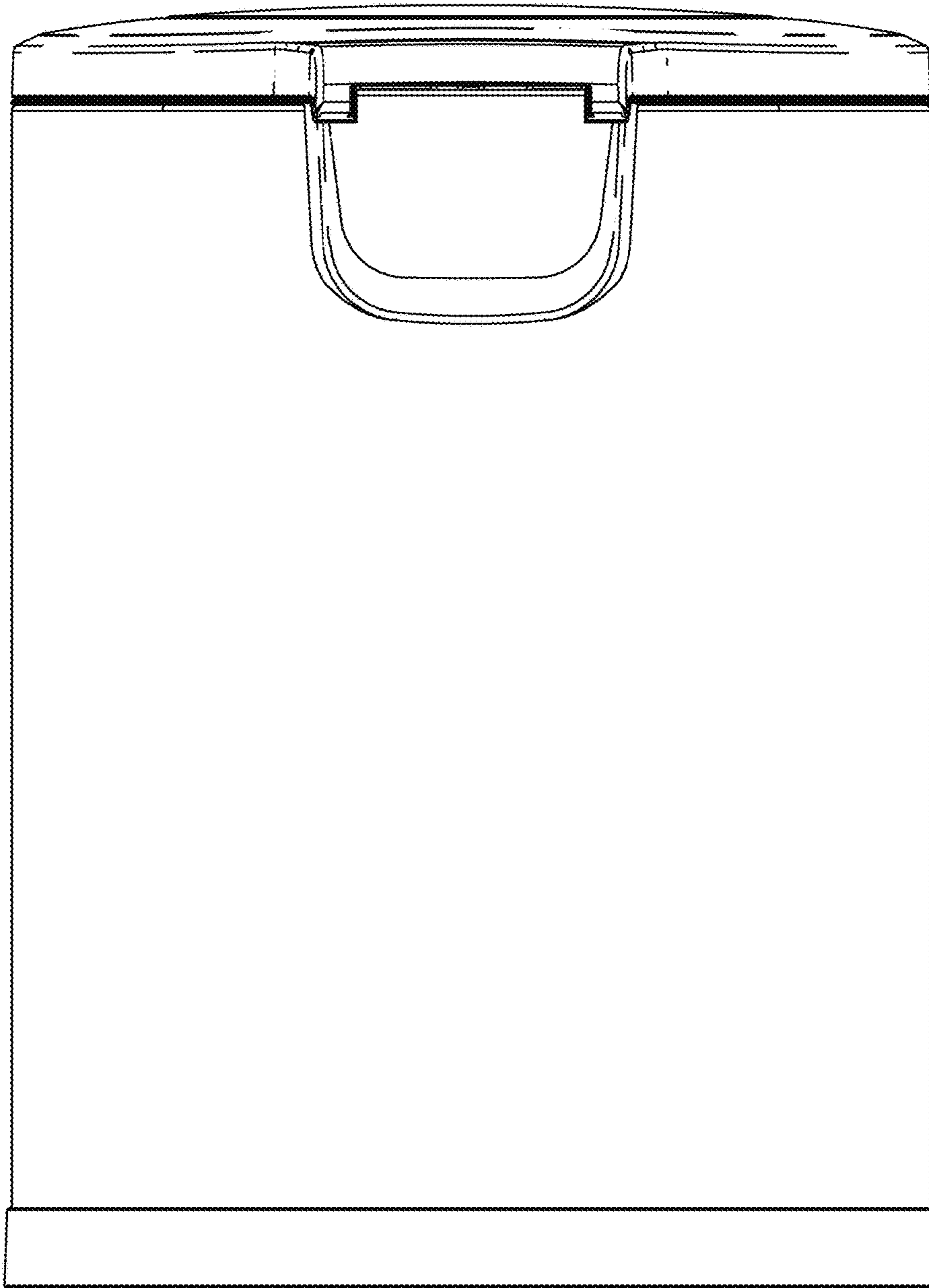


Figure 3




Figure 4

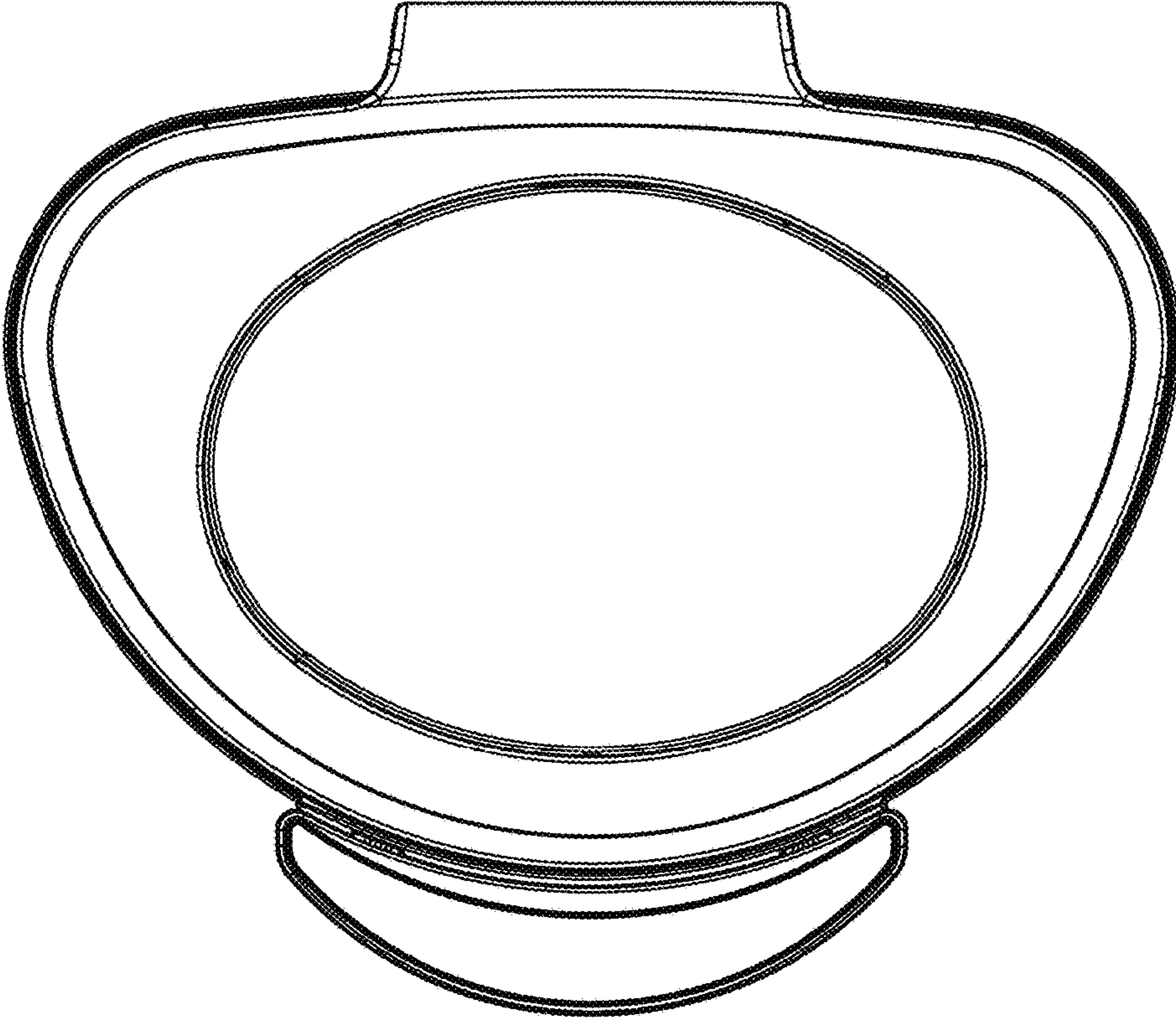


Figure 5

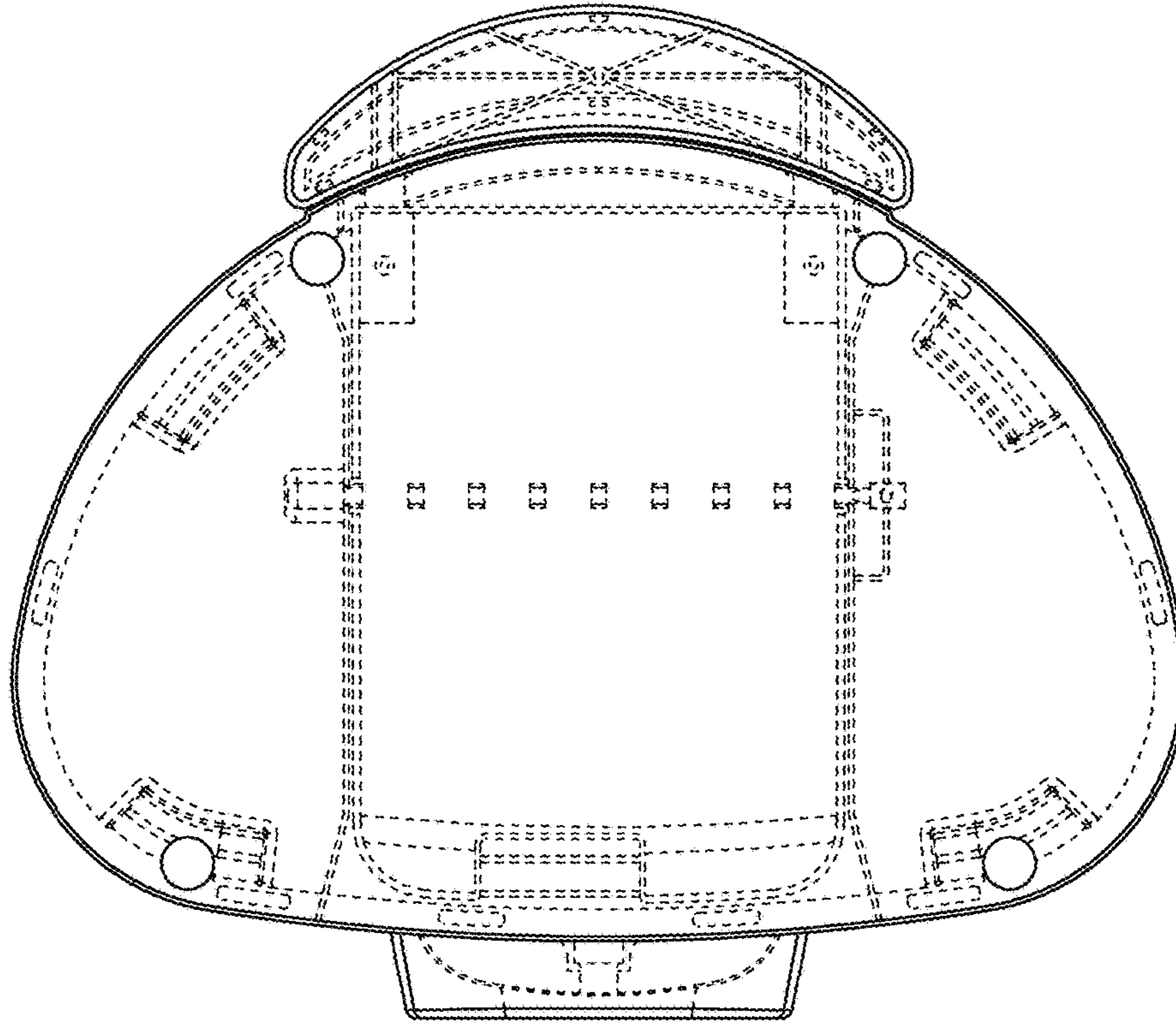


Figure 6