



US00D853050S

(12) **United States Design Patent**
Berggren et al.

(10) **Patent No.:** **US D853,050 S**
(45) **Date of Patent:** **** Jul. 2, 2019**

(54) **RATCHET KNOB RING FOR A HEADBAND**

(71) Applicant: **3M INNOVATIVE PROPERTIES COMPANY**, St. Paul, MN (US)

(72) Inventors: **Martin A. J. M. Berggren**, Tällberg (SE); **Oskar E. Juhlin**, Gustavsberg (SE)

(73) Assignee: **3M INNOVATIVE PROPERTIES COMPANY**, St. Paul, MN (US)

(**) Term: **15 Years**

(21) Appl. No.: **29/642,953**

(22) Filed: **Apr. 3, 2018**

Related U.S. Application Data

(63) Continuation of application No. 29/618,731, filed on Sep. 22, 2017.

(51) **LOC (11) Cl.** **29-02**

(52) **U.S. Cl.**
USPC **D29/122**

(58) **Field of Classification Search**
USPC D29/102–107, 122; 2/5, 6.1, 6.3, 6.7, 2/41–412, 414, 422–425, 9, 10; D2/869, D2/870, 872, 882, 884, 891
CPC A42B 3/00; A42B 3/127; F41H 1/08
See application file for complete search history.

(56) **References Cited**

U.S. PATENT DOCUMENTS

- 2,205,742 A * 6/1940 Bowers A42B 3/145 2/418
- D398,403 S * 9/1998 Bishop D24/231
- D406,371 S * 3/1999 Van der Bel
- D441,111 S * 4/2001 Van Der Bel D24/231
- D441,886 S * 5/2001 Beck D24/231
- D501,956 S * 2/2005 Grepper D29/122

- D503,499 S * 3/2005 Howard D29/122
- D511,226 S * 11/2005 Howard D29/122
- 7,000,262 B2 2/2006 Bielefeld
- 7,043,772 B2 5/2006 Bielefeld et al.
- 7,174,575 B1 2/2007 Scherer
- D581,104 S * 11/2008 Fang D29/122
- D667,591 S * 9/2012 Juhlin D29/122
- 8,359,672 B2 1/2013 Moelker
- 8,370,967 B2 2/2013 Chen
- 8,387,162 B2 3/2013 Huh
- 8,661,570 B2 3/2014 Huh
- 8,875,318 B2 11/2014 Huh
- 9,161,588 B2 10/2015 Chen
- D767,829 S 9/2016 Wu
- 9,572,392 B2 2/2017 Klotz et al.
- 9,642,412 B2 5/2017 Klotz et al.

(Continued)

FOREIGN PATENT DOCUMENTS

- CN 201418402 U 3/2010
- CN 201591162 U 9/2010

(Continued)

Primary Examiner — Randall H Gholson

(74) *Attorney, Agent, or Firm* — Johannes P. M. Kusters

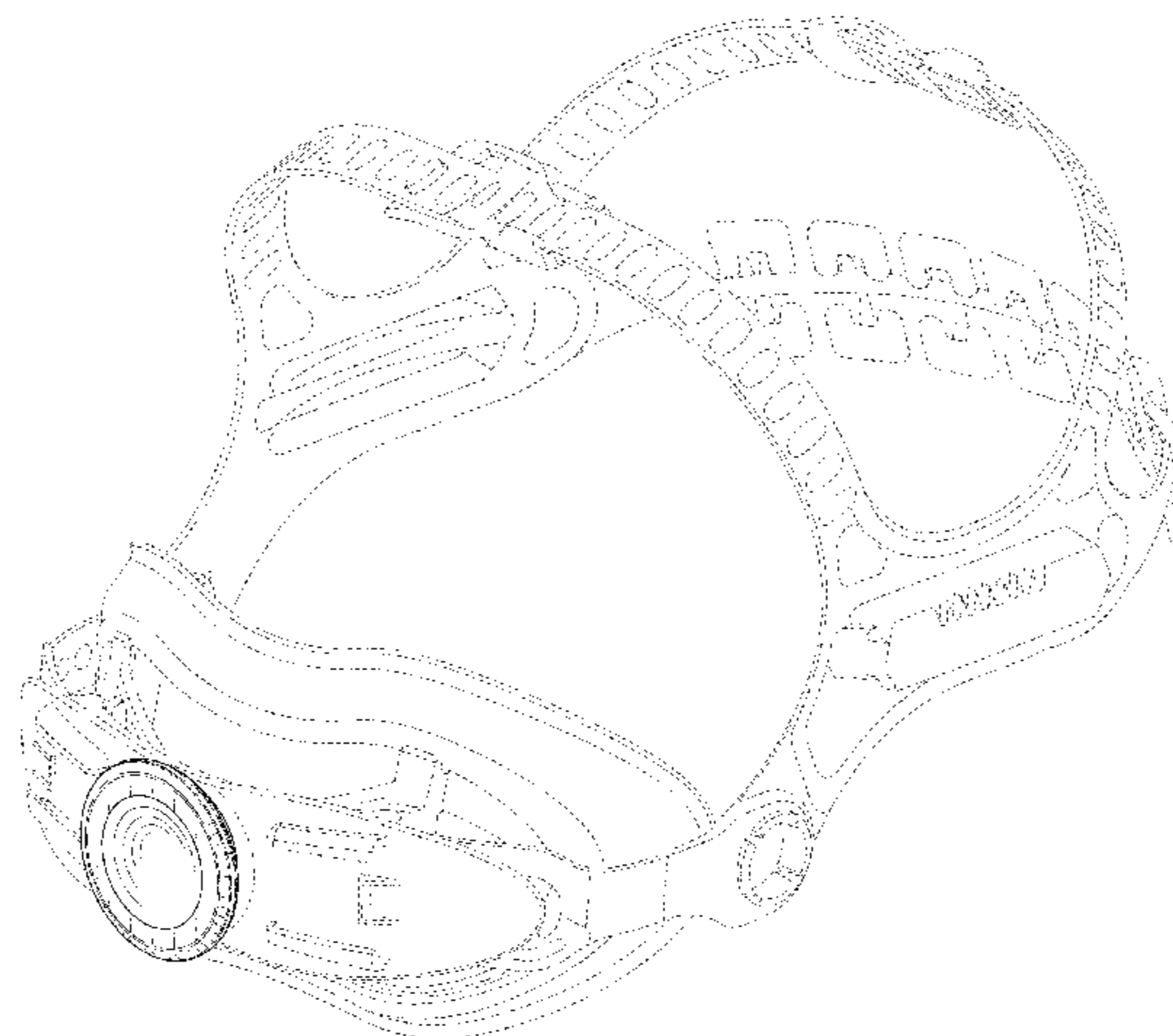
(57) **CLAIM**

The ornamental design for a ratchet knob ring for a headband, as shown and described.

DESCRIPTION

FIG. 1 is a perspective view showing the new design for a ratchet knob ring for a headband;
FIG. 2 is another perspective view thereof;
FIG. 3 is a back view thereof;
FIG. 4 is a front view thereof;
FIG. 5 is a left side view thereof;
FIG. 6 is a right side view thereof;
FIG. 7 is a top view thereof; and,
FIG. 8 is a bottom view thereof.

1 Claim, 8 Drawing Sheets



(56)

References Cited

U.S. PATENT DOCUMENTS

2013/0111648	A1	5/2013	Huh
2015/0074877	A1	3/2015	Huh
2016/0262484	A1	9/2016	Huh
2017/0150770	A1	6/2017	Huh
2017/0150771	A1	6/2017	Huh

FOREIGN PATENT DOCUMENTS

KR	10-1605186	B	3/2016
KR	10-1674630	B	11/2016
WO	2017/108118		6/2017

* cited by examiner

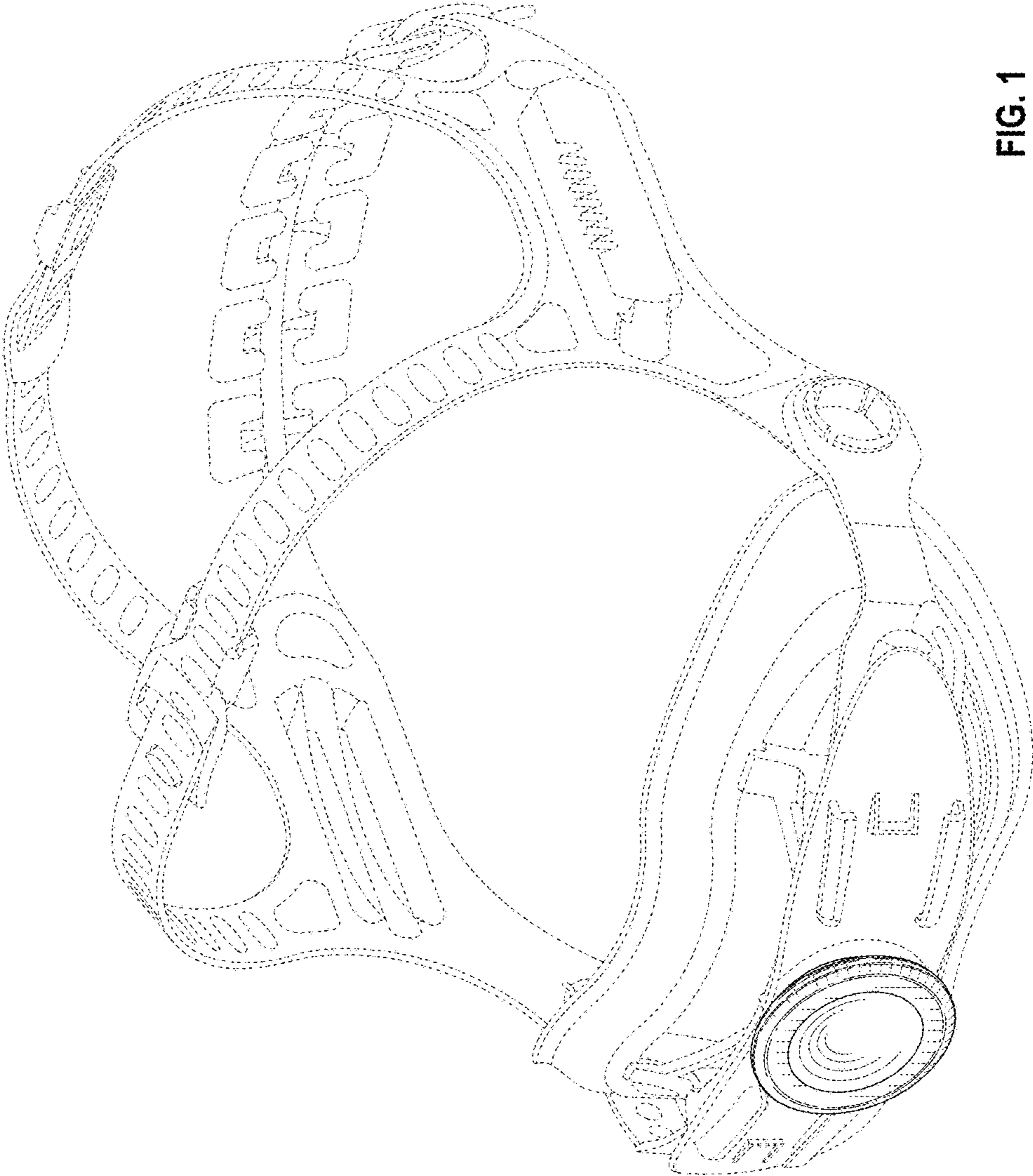


FIG. 1

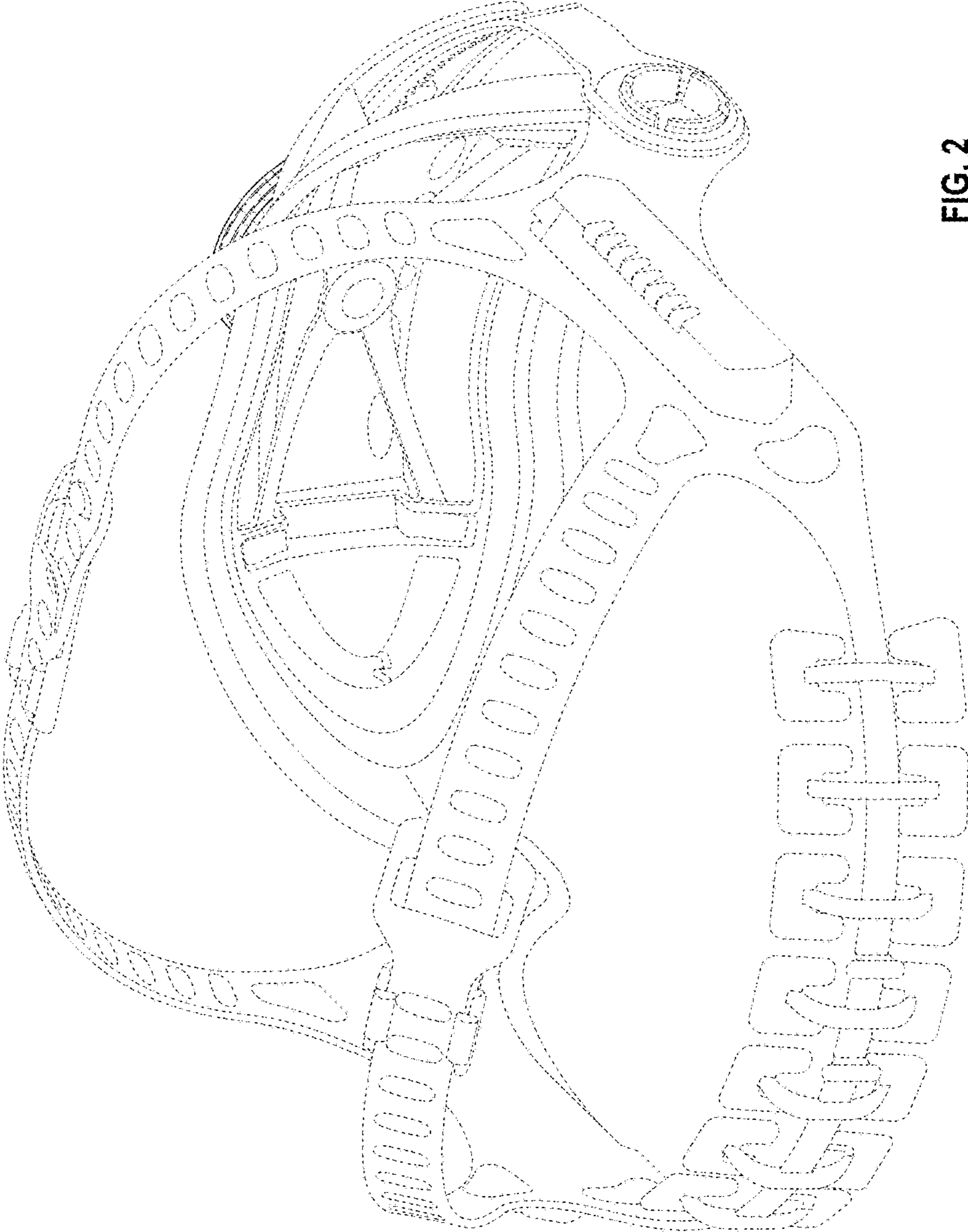


FIG. 2

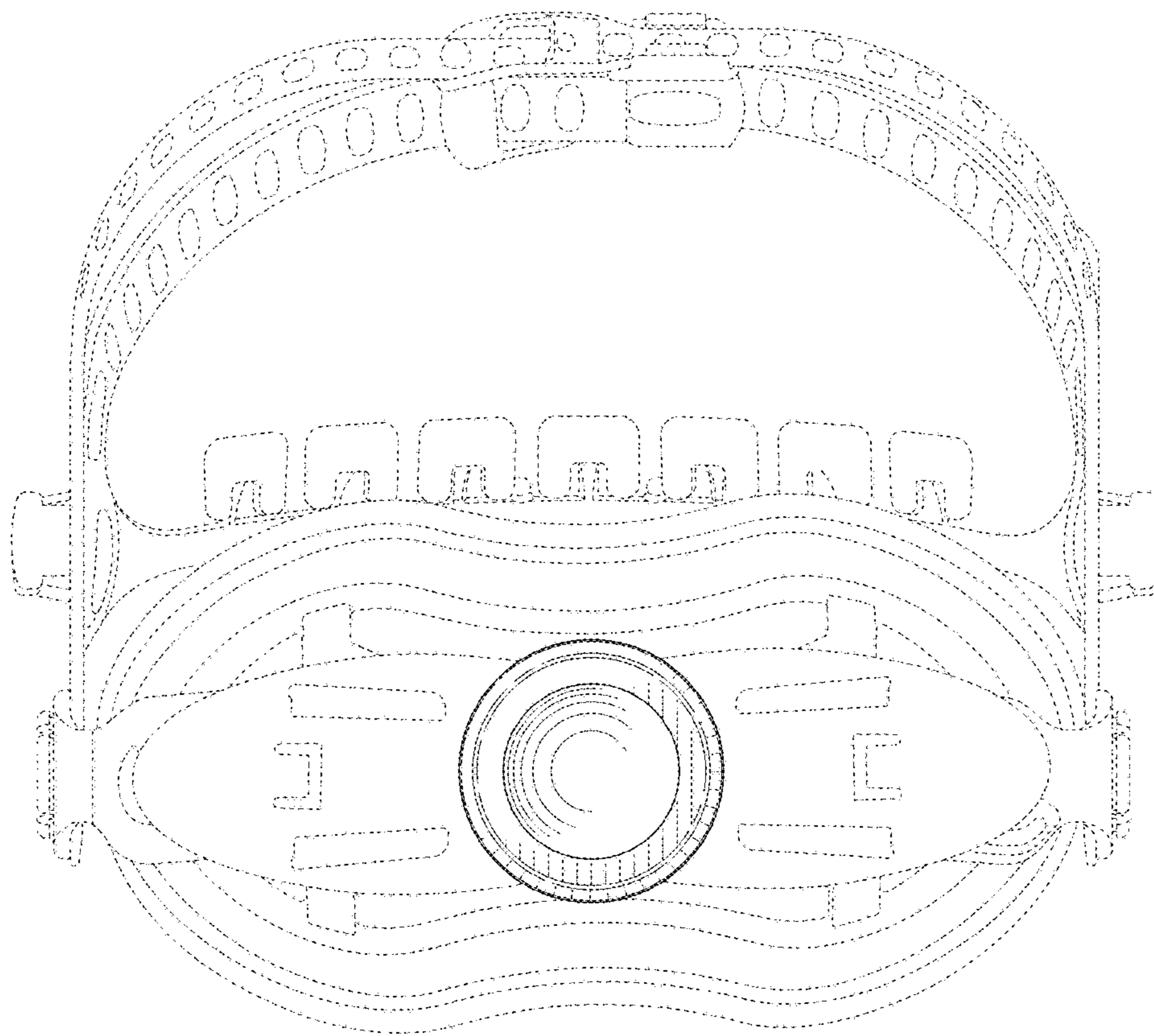


FIG. 3

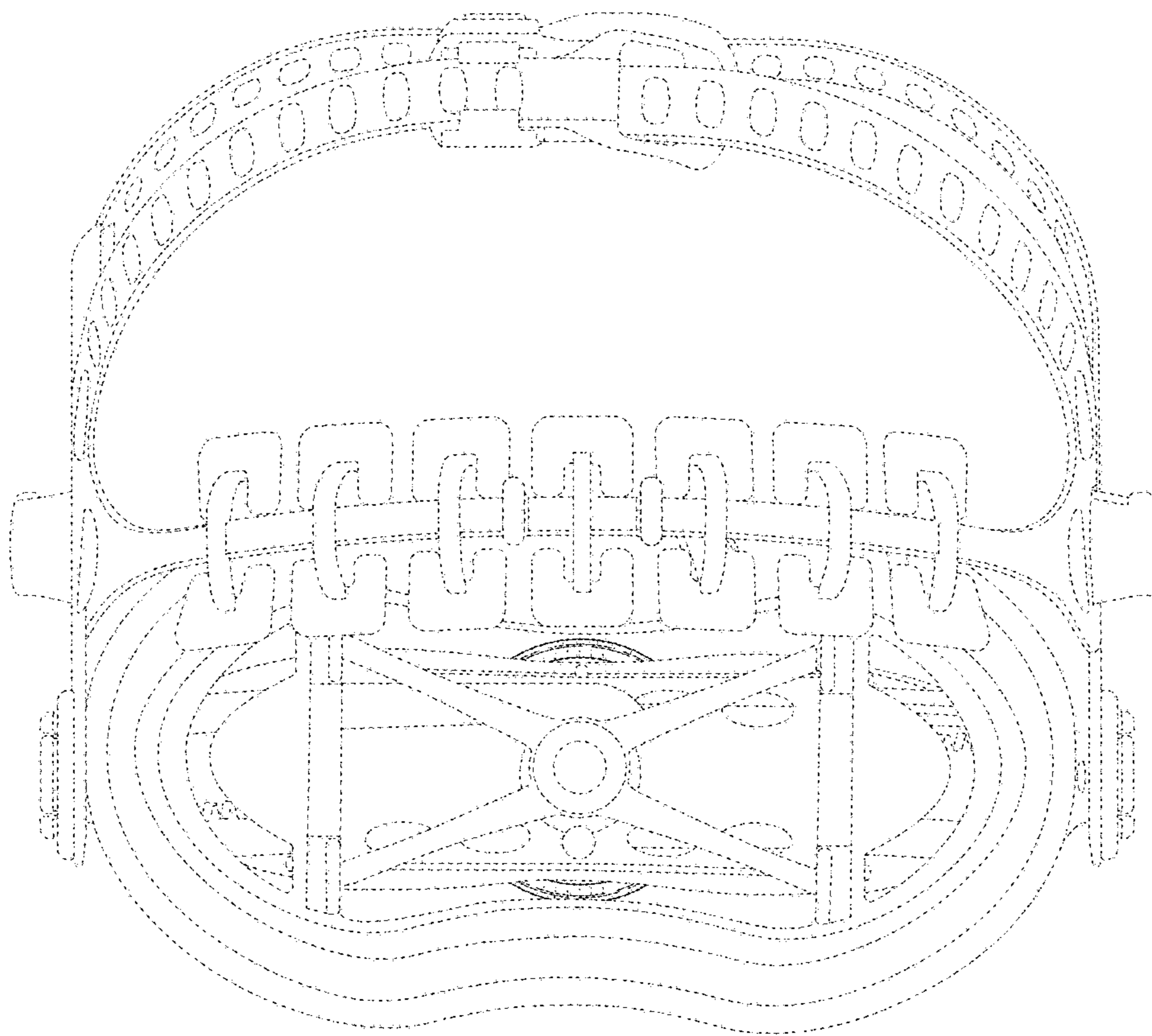


FIG. 4

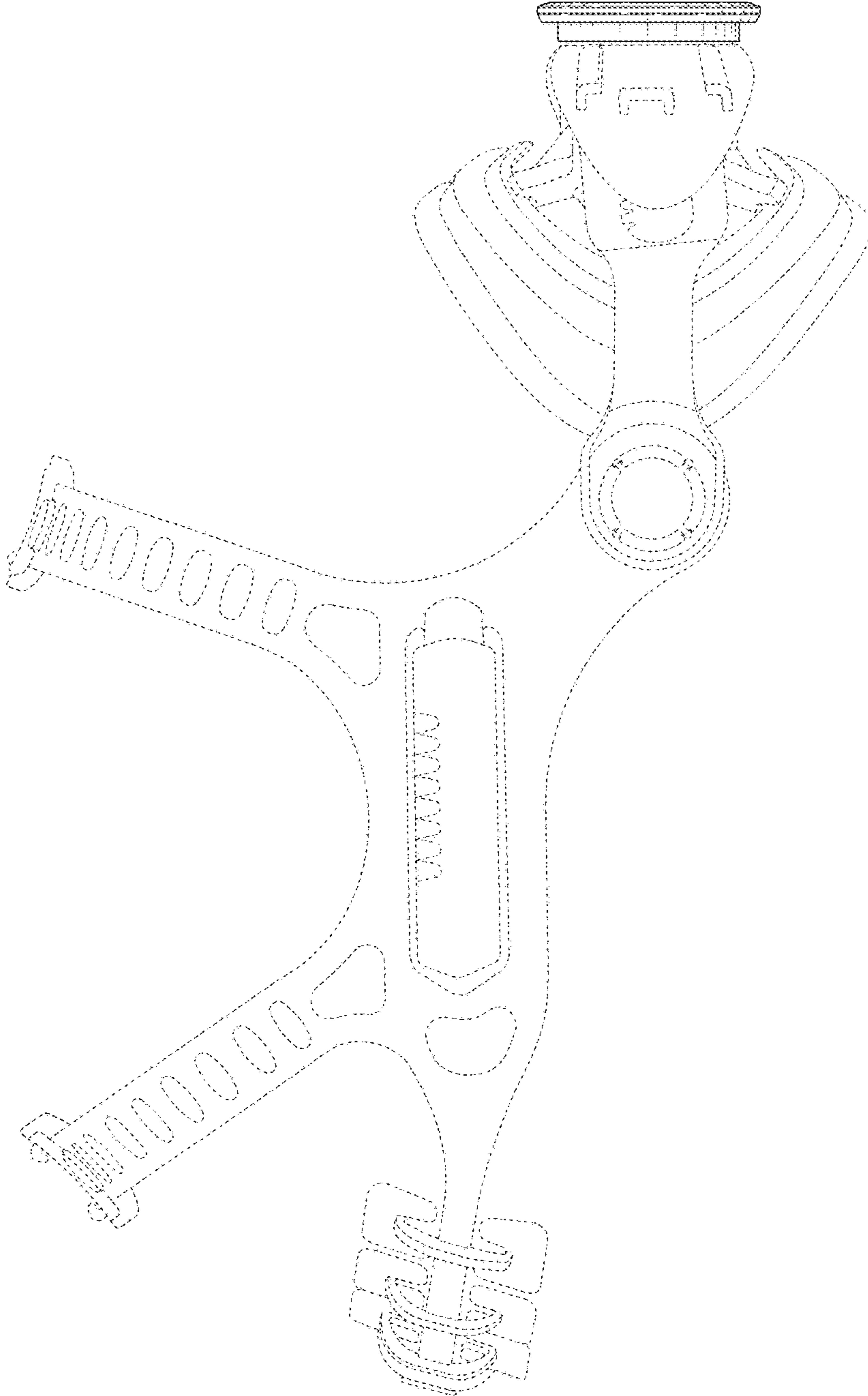


FIG. 5

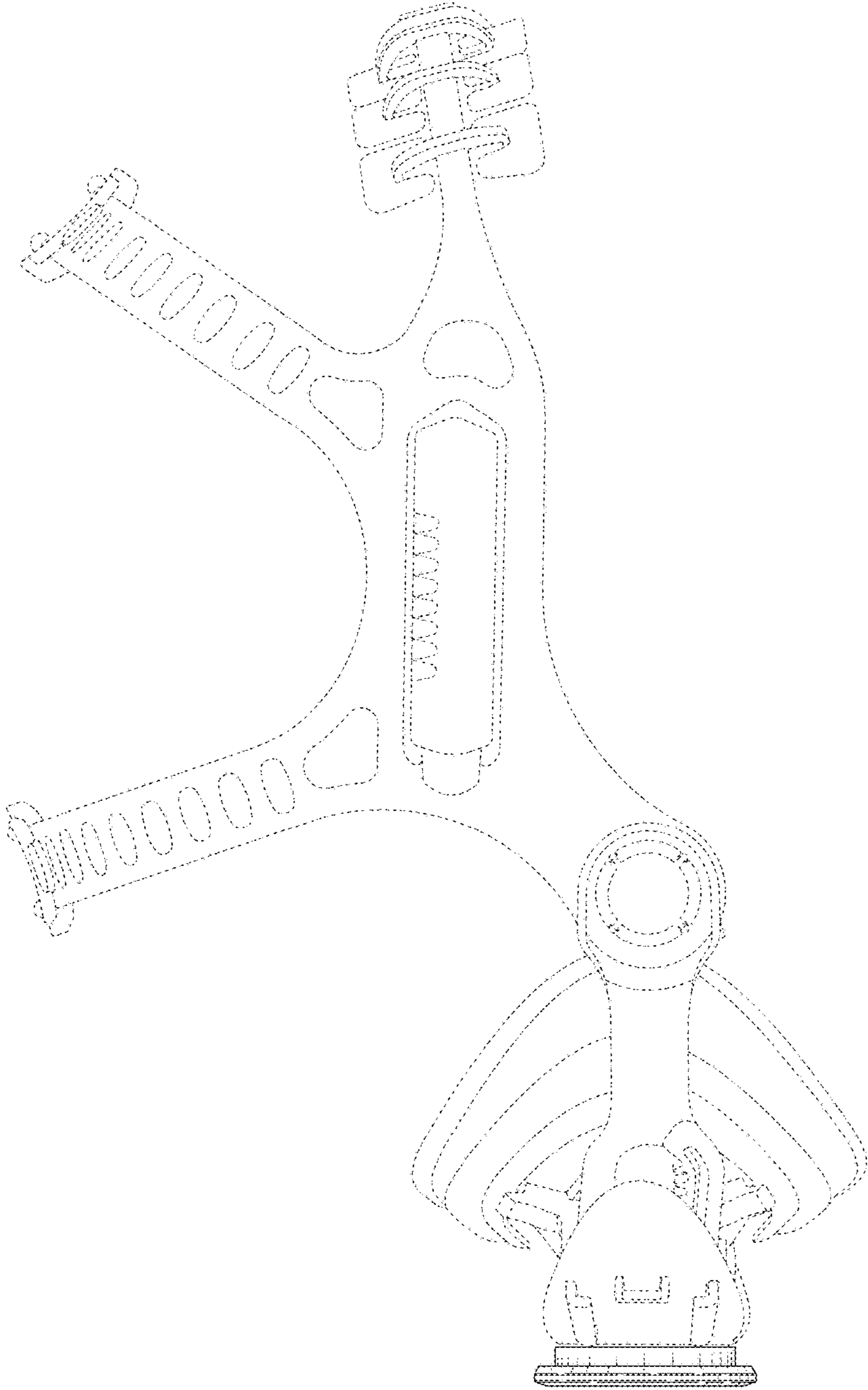


FIG. 6




FIG. 7




FIG. 8