



US00D853045S

(12) **United States Design Patent**
Jung

(10) **Patent No.:** **US D853,045 S**

(45) **Date of Patent:** **** Jul. 2, 2019**

(54) **GOLF GLOVE FASTENING FLAP**
(71) Applicant: **Sam Jung**, Westlake Village, CA (US)
(72) Inventor: **Sam Jung**, Westlake Village, CA (US)
(**) Term: **15 Years**
(21) Appl. No.: **29/616,974**

(22) Filed: **Sep. 11, 2017**
(51) **LOC (11) Cl.** **02-06**
(52) **U.S. Cl.**
USPC **D29/116.2; D2/617**
(58) **Field of Classification Search**
USPC D29/100, 113, 114, 115, 116.1, 116.2;
D2/617
CPC A63B 71/146
See application file for complete search history.

(56) **References Cited**

U.S. PATENT DOCUMENTS

D235,118 S *	5/1975	Andrews	D2/619
4,766,611 A *	8/1988	Kim	A41D 19/0027 2/160
D362,105 S *	9/1995	Malloy	D2/617
D420,491 S *	2/2000	Redwood	D2/617
D446,610 S *	8/2001	Rosenberg	D29/116.2
D458,714 S *	6/2002	Tepley	D29/116.2
D473,346 S *	4/2003	Barrett	D29/123
D529,665 S *	10/2006	Litke	D29/123
D551,807 S *	9/2007	Litke	D29/117.1
D565,250 S *	3/2008	Batista	D29/116.2
D584,004 S *	12/2008	Murphy	D29/116.2
D588,754 S *	3/2009	Litke	D29/123
D591,001 S *	4/2009	Bonzagni	D29/123
D591,003 S *	4/2009	Bonzagni	D29/123
D594,603 S *	6/2009	Murphy	D29/116.2
D596,806 S *	7/2009	Murphy	D29/116.2
D639,512 S *	6/2011	Widdemer	D29/116.2
D641,108 S *	7/2011	Voravan	D29/123

8,060,946 B2 *	11/2011	Voravan	A41D 19/00 2/161.1
D701,351 S *	3/2014	Voravan	D2/619
D804,776 S *	12/2017	Katopis	D2/617
D838,414 S *	1/2019	Rego	D29/116.2
2004/0128736 A1 *	7/2004	Raz	A41D 19/0157 2/159
2011/0185472 A1 *	8/2011	Voravan	A41F 1/008 2/161.2
2011/0185473 A1 *	8/2011	Voravan	A41D 19/00 2/161.2

OTHER PUBLICATIONS

Cabretta Leather Golf Glove, posted at amazon.co.uk, posting date Nov. 10, 2015, [online], [site visited Aug. 15, 2018]. Available from Internet, URL: <https://www.amazon.co.uk/dp/B017TF6YUS/> (Year: 2015).*

(Continued)

Primary Examiner — George D. Kirschbaum
Assistant Examiner — Maria J Edwards

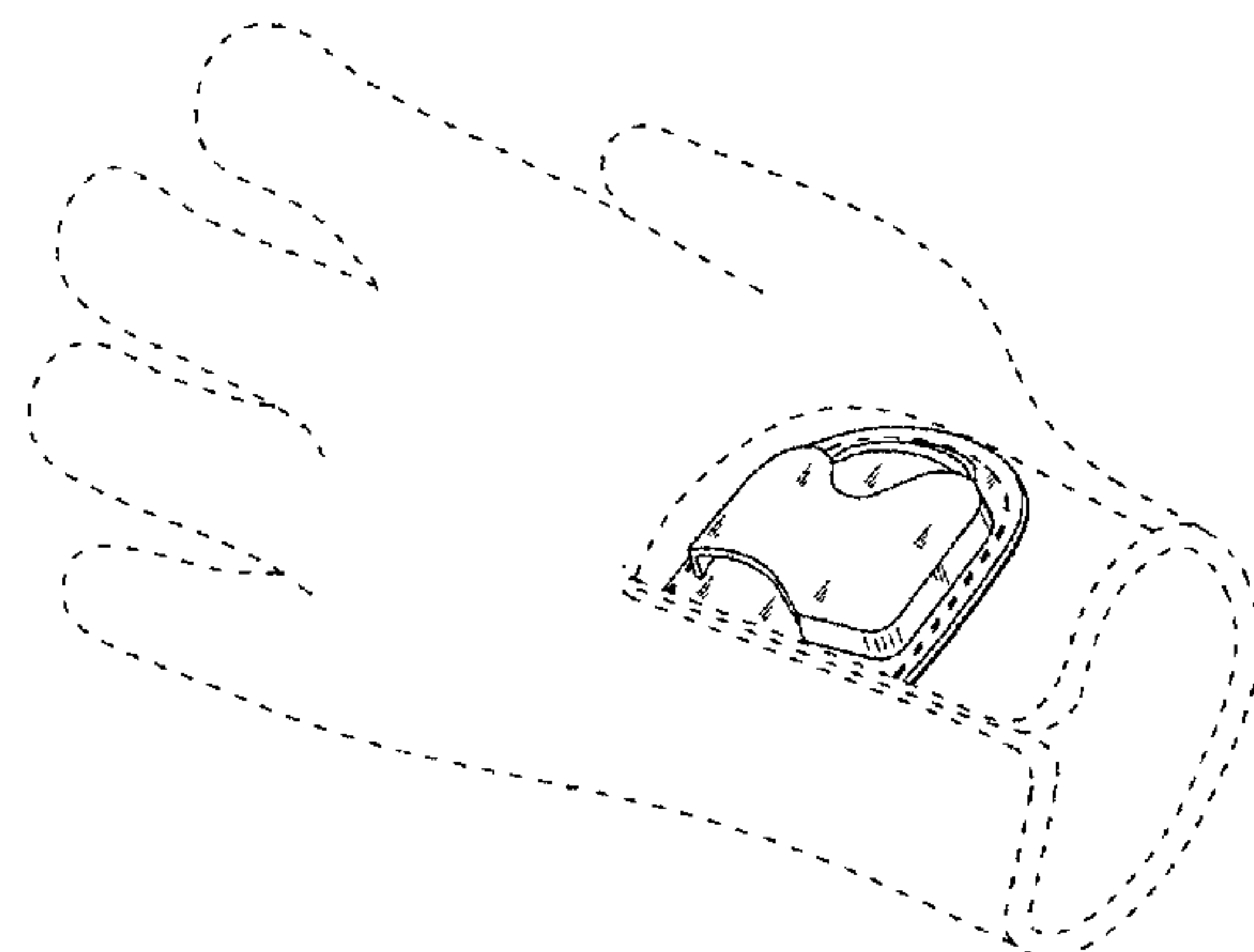
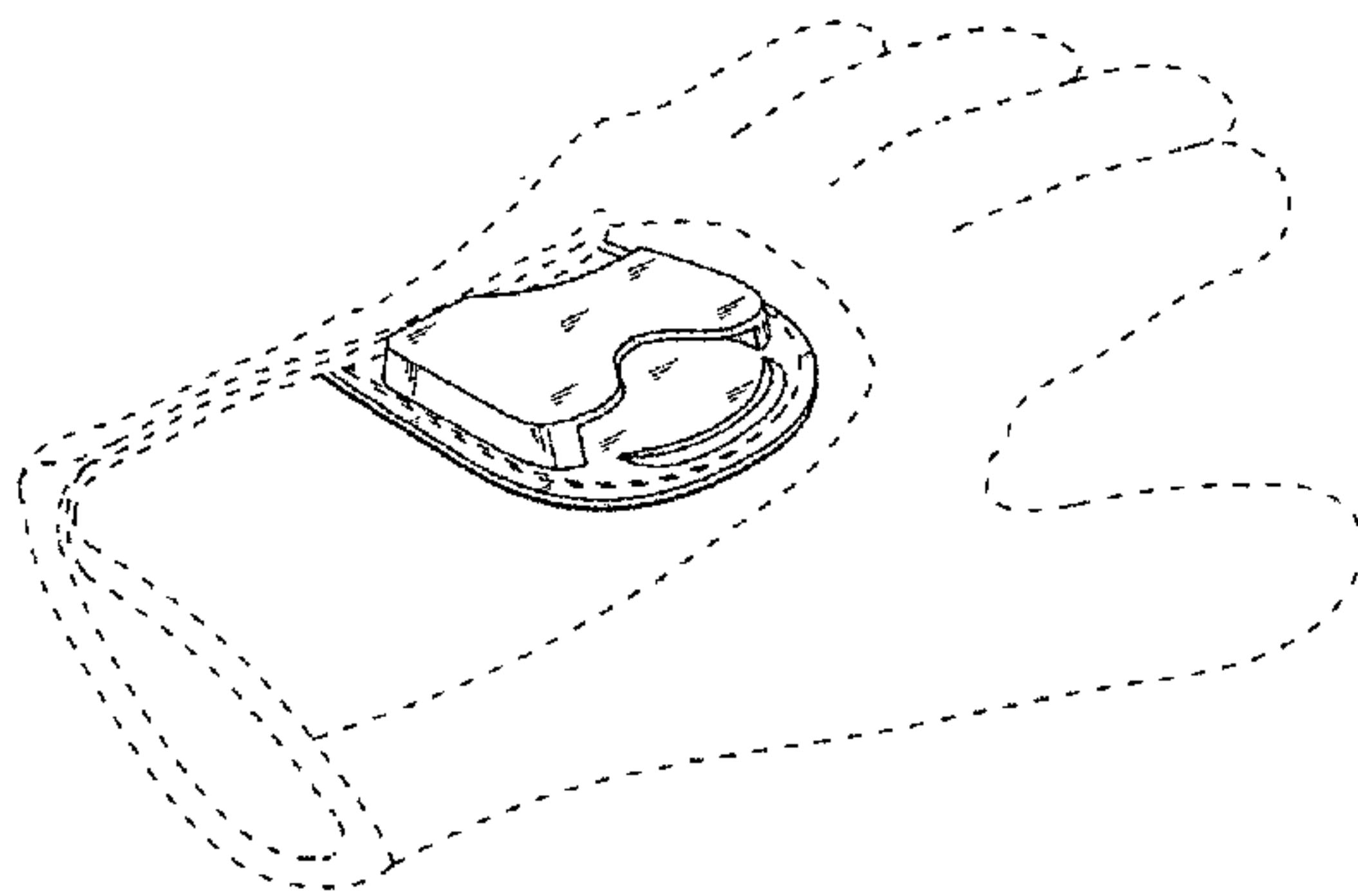
(57) **CLAIM**

The ornamental design for a golf glove fastening flap, as shown and described.

DESCRIPTION

FIG. 1 is a top plan view of the golf glove fastening flap showing my new design;
FIG. 2 is a bottom plan view thereof;
FIG. 3 is a right side perspective view thereof;
FIG. 4 is a perspective view thereof;
FIG. 5 is a rear perspective view thereof;
FIG. 6 is a left side perspective view thereof; and,
FIG. 7 is another perspective view thereof.
The broken lines illustrate environmental structure and form no part of the claimed design. The stippling in FIG. 2 represents texture.

1 Claim, 7 Drawing Sheets



(56)

References Cited

OTHER PUBLICATIONS

Cabretta Leather Golf Glove with magnetic cuff Union Jack, posted at amazon.co.uk, posting date not given, [online], [site visited Aug. 15, 2018]. Available from Internet, URL: <https://www.amazon.co.uk/Cabretta-Leather-Golf-magnetic-marker/dp/B017TG8MCA/> (Year: 2018).*

Zero Friction Men's DistancePro GPS Golf Gloves, posted at amazon.com, posting date by Jun. 15, 2017, [online], [site visited Aug. 15, 2018]. Available from Internet, URL: <https://www.amazon.com/Zero-Friction-Mens-Distance-Gloves/dp/B01N9CHYU5> (Year: 2017).*

* cited by examiner

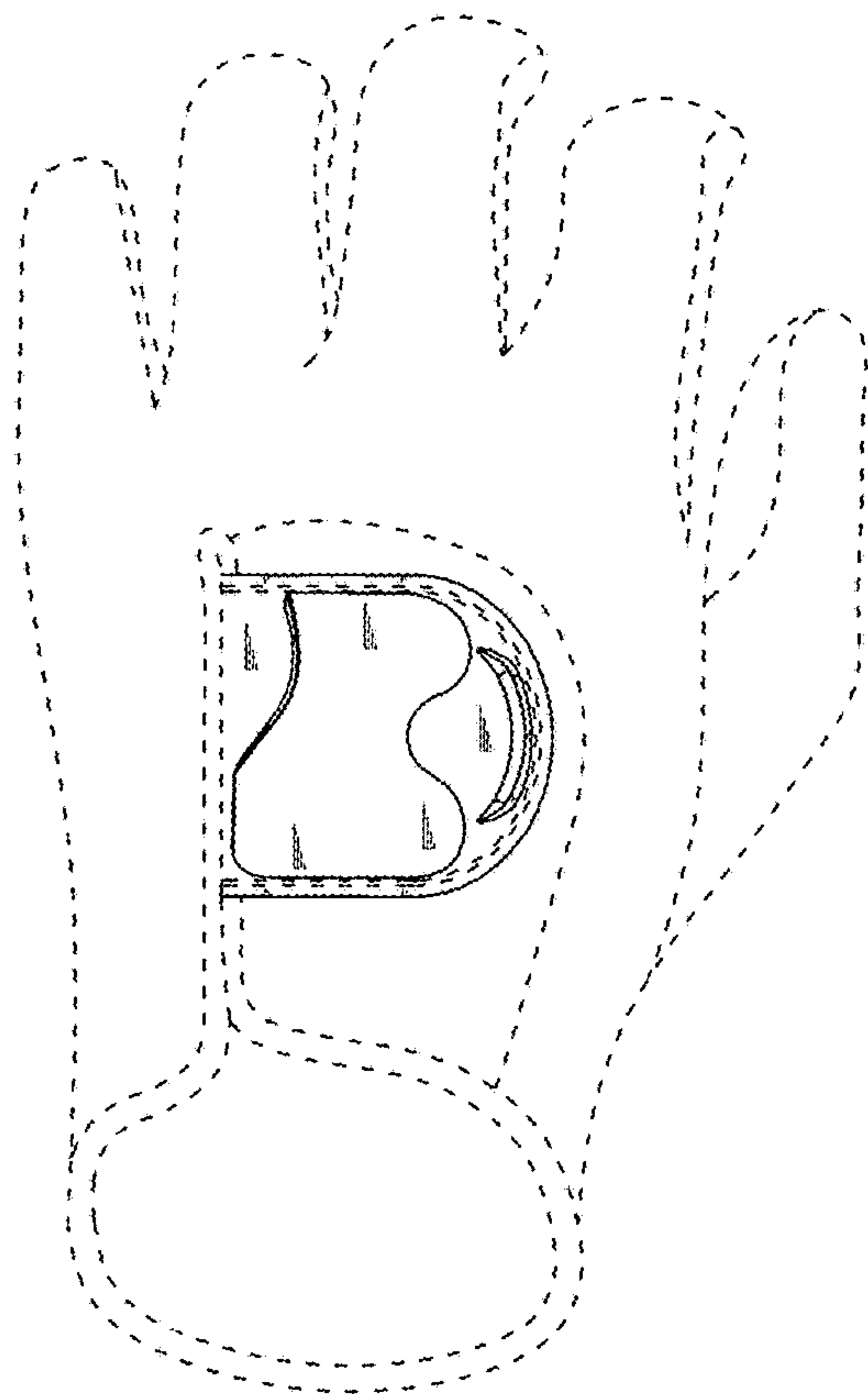


FIG. 1

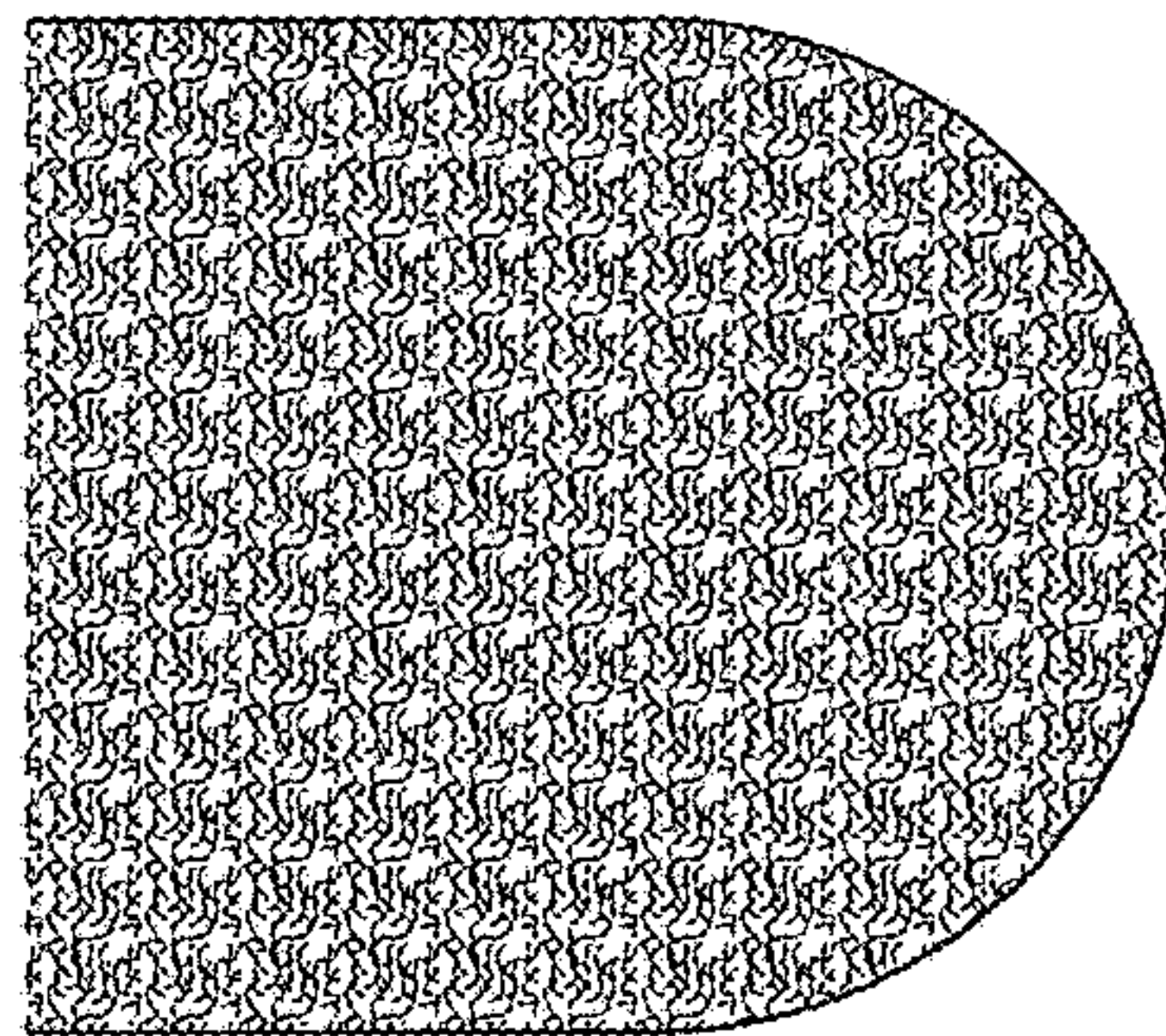


FIG. 2

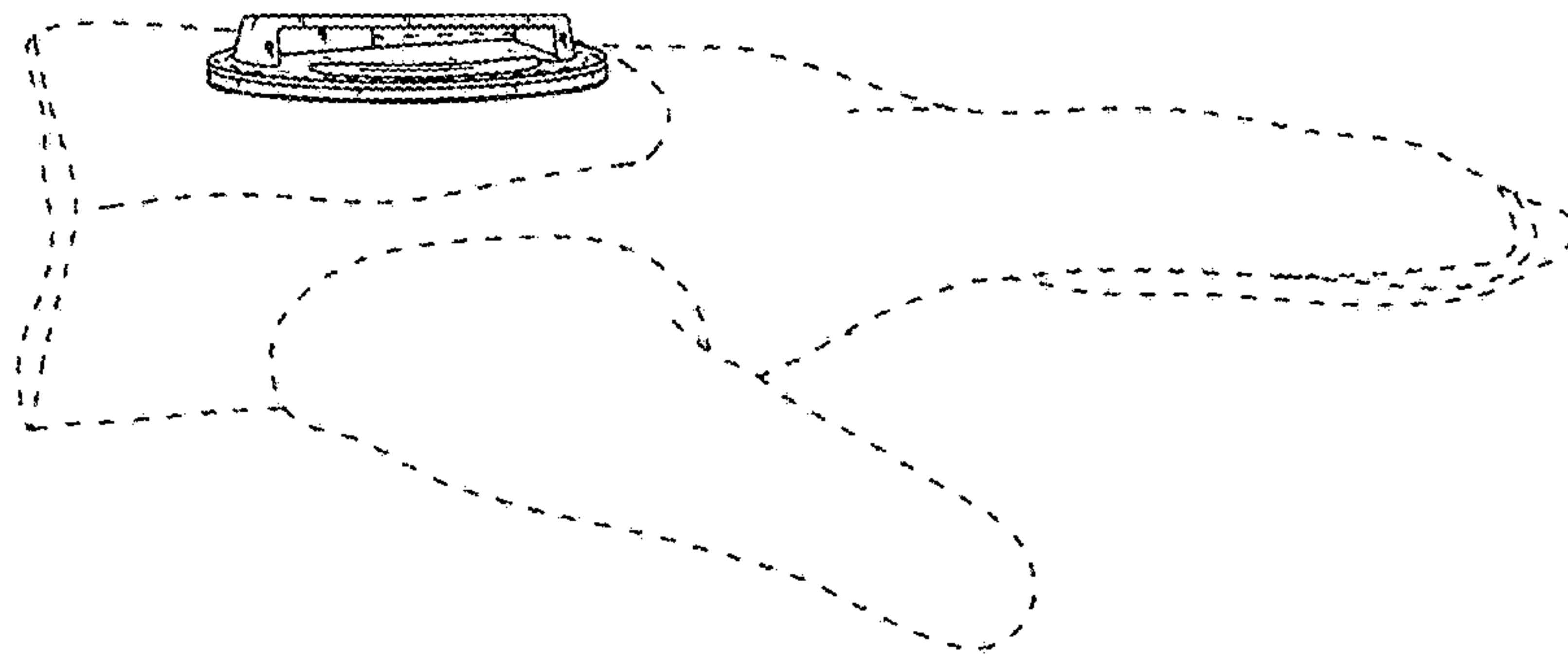


FIG. 3

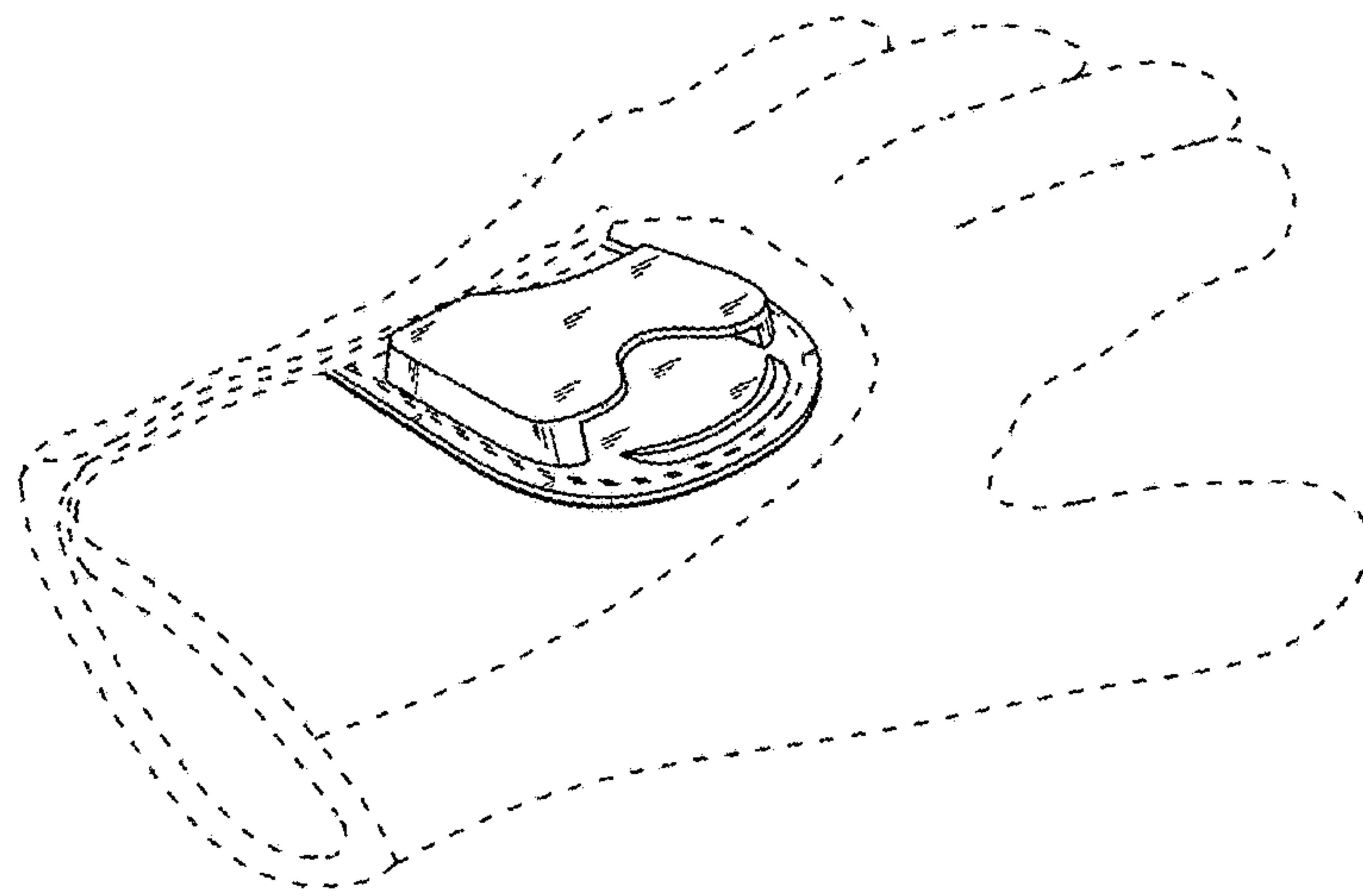


FIG. 4

.....
.....
.....

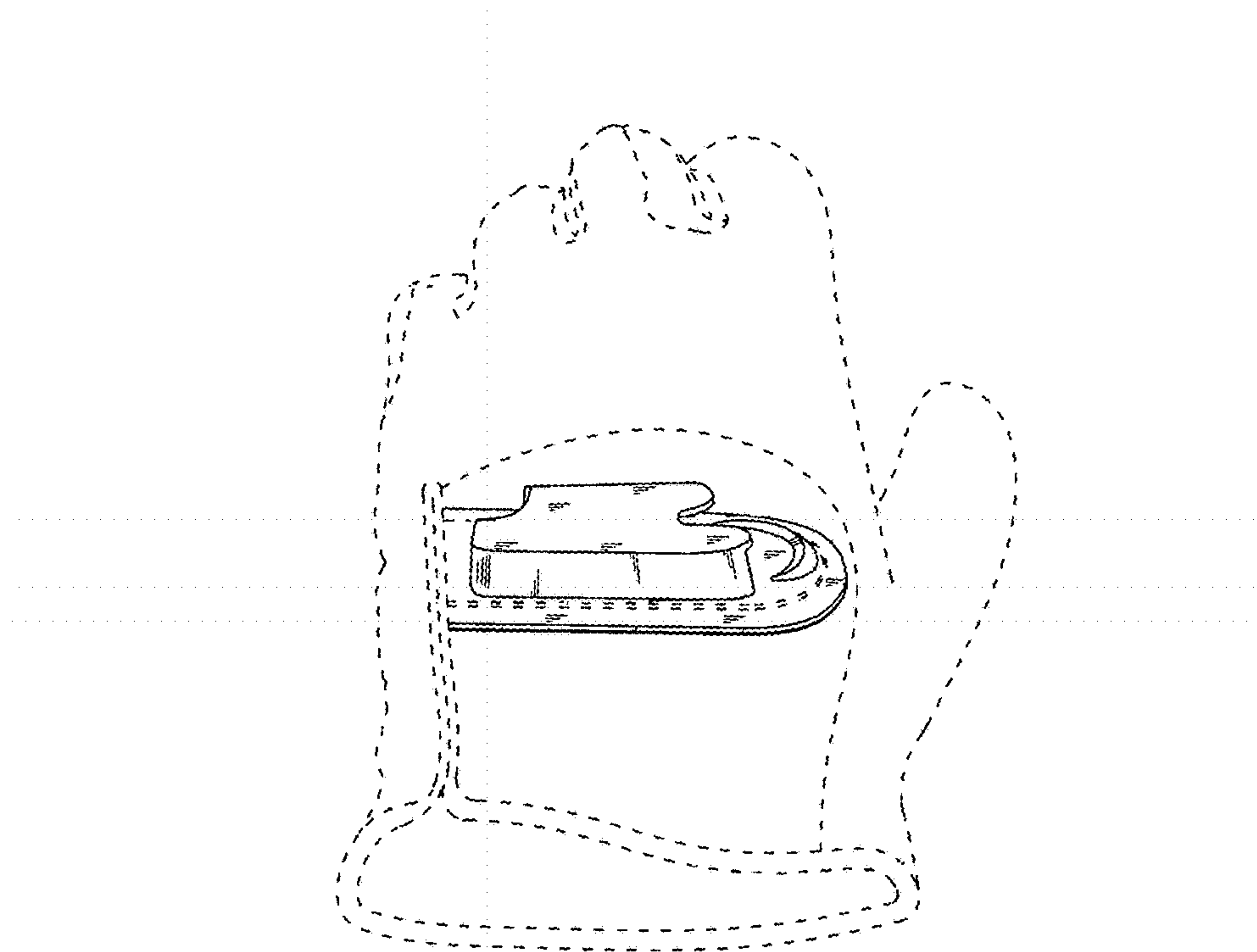


FIG. 5

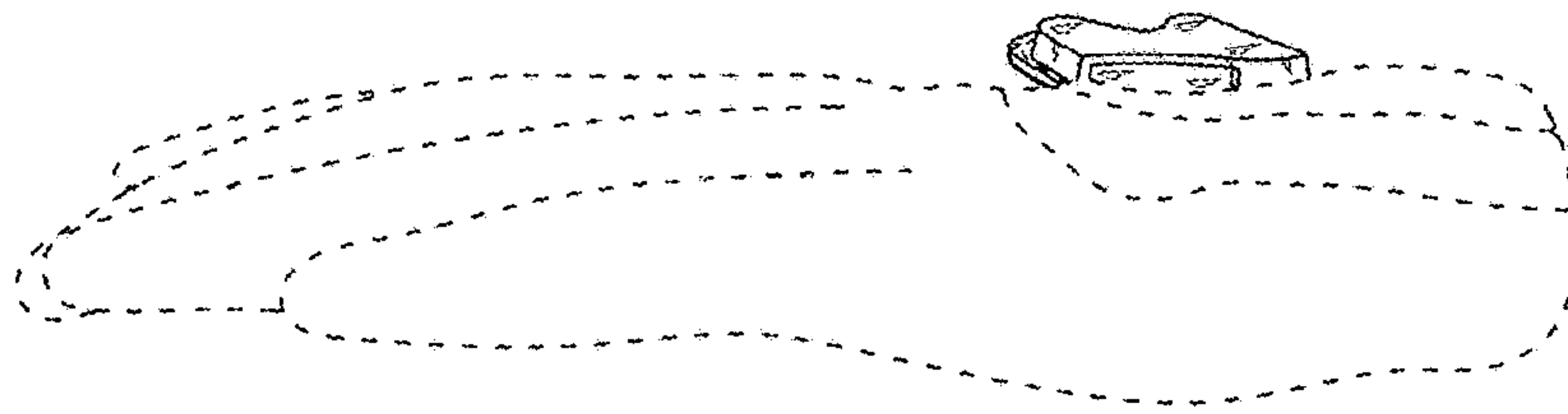


FIG. 6

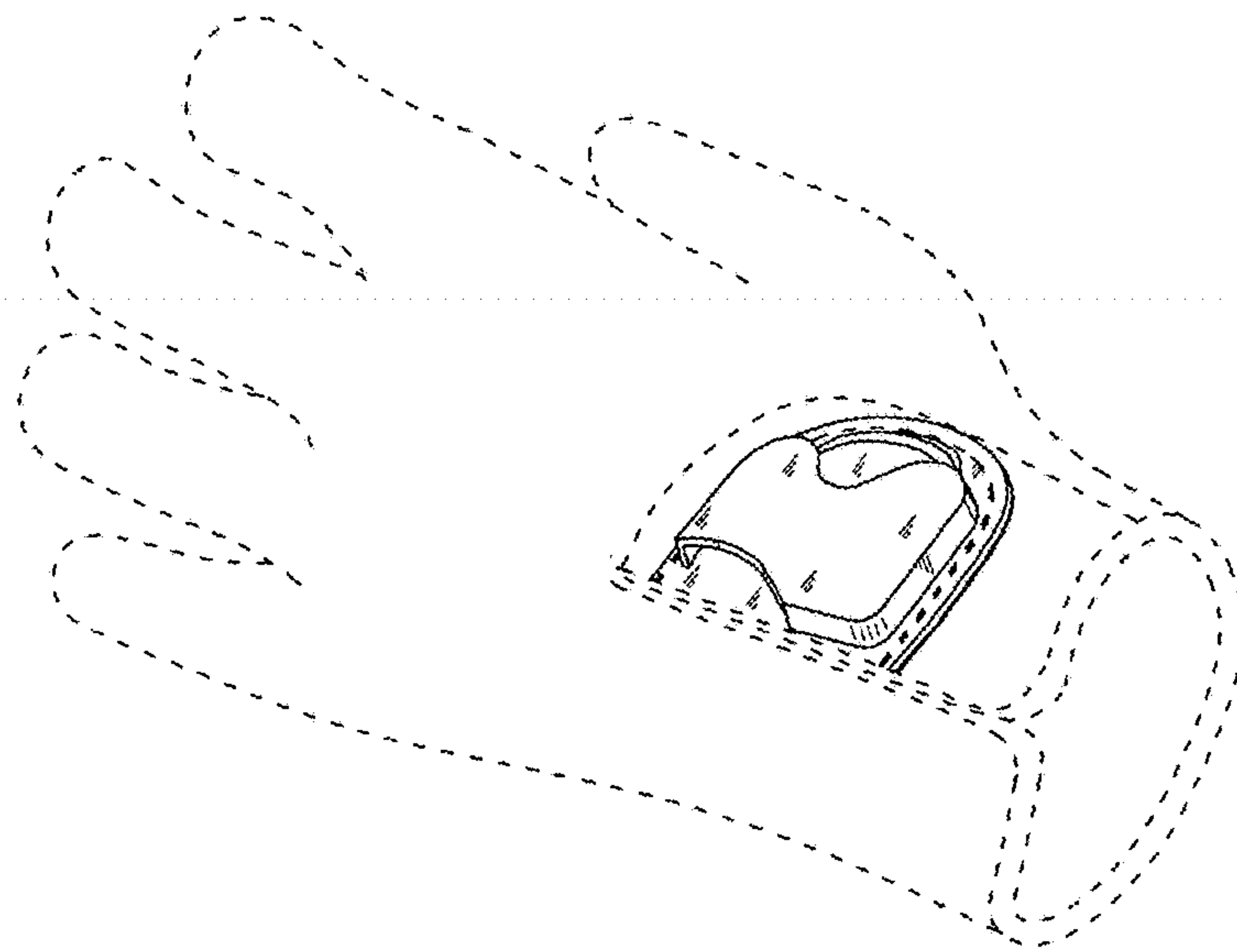


FIG. 7