



US00D853031S

(12) **United States Design Patent**
Ouyang et al.

(10) **Patent No.:** **US D853,031 S**

(45) **Date of Patent:** **** Jul. 2, 2019**

(54) **FINGERNAIL DRYER**

(71) Applicant: **SHENZHEN UVLED OPTICAL TECHNOLOGY CO., LTD.**, Shenzhen (CN)

(72) Inventors: **Chenyi Ouyang**, Shenzhen (CN);
Zhulin Bai, Shenzhen (CN)

(73) Assignee: **SHENZHEN UVLED OPTICAL TECHNOLOGY CO., LTD.**, Shenzhen (CN)

(**) Term: **15 Years**

(21) Appl. No.: **29/583,923**

(22) Filed: **Nov. 10, 2016**

(30) **Foreign Application Priority Data**

Sep. 29, 2016 (CN) 2016 3 0489684

(51) **LOC (11) Cl.** **28-03**

(52) **U.S. Cl.**
USPC **D28/58**

(58) **Field of Classification Search**
USPC D28/12, 19, 54.1, 57-58, 61, 78, 82,
D28/88-89, 91; 34/90, 104, 202, 231;
250/455.11, 515.1, 494.1, 504, 504 R;
132/73-75
CPC . F26B 9/003; F26B 3/28; A45D 29/22; A45D
29/20; A45D 2200/205
See application file for complete search history.

(56) **References Cited**

U.S. PATENT DOCUMENTS

2,218,296 A * 10/1940 Perras A45D 29/00
132/73
3,313,036 A * 4/1967 Fortune A45D 20/24
34/99
D279,034 S * 5/1985 Putney D28/56
4,623,796 A * 11/1986 Kratz A61N 5/0614
250/454.11

D313,669 S * 1/1991 Sonneman D26/109
5,133,043 A * 7/1992 Baugh A45D 20/10
34/667
D342,804 S * 12/1993 Morgan D26/118
5,374,825 A * 12/1994 Doty A61N 5/0614
250/372

(Continued)

FOREIGN PATENT DOCUMENTS

KR 300804472.0000 * 7/2015

OTHER PUBLICATIONS

SUNUV SUN6 Nail Lamp, posted at uvled.tw, date and author not listed © 2009-2015 Shenzhen UVLED Optoelectronic Technology Co., Ltd., online, site visited Jan. 3, 2018. Available from Internet, URL: <http://www.uvled.tw/4044.html> (Year: 0000).*

(Continued)

Primary Examiner — Shannon W Morgan
Assistant Examiner — Altaira J Swangin

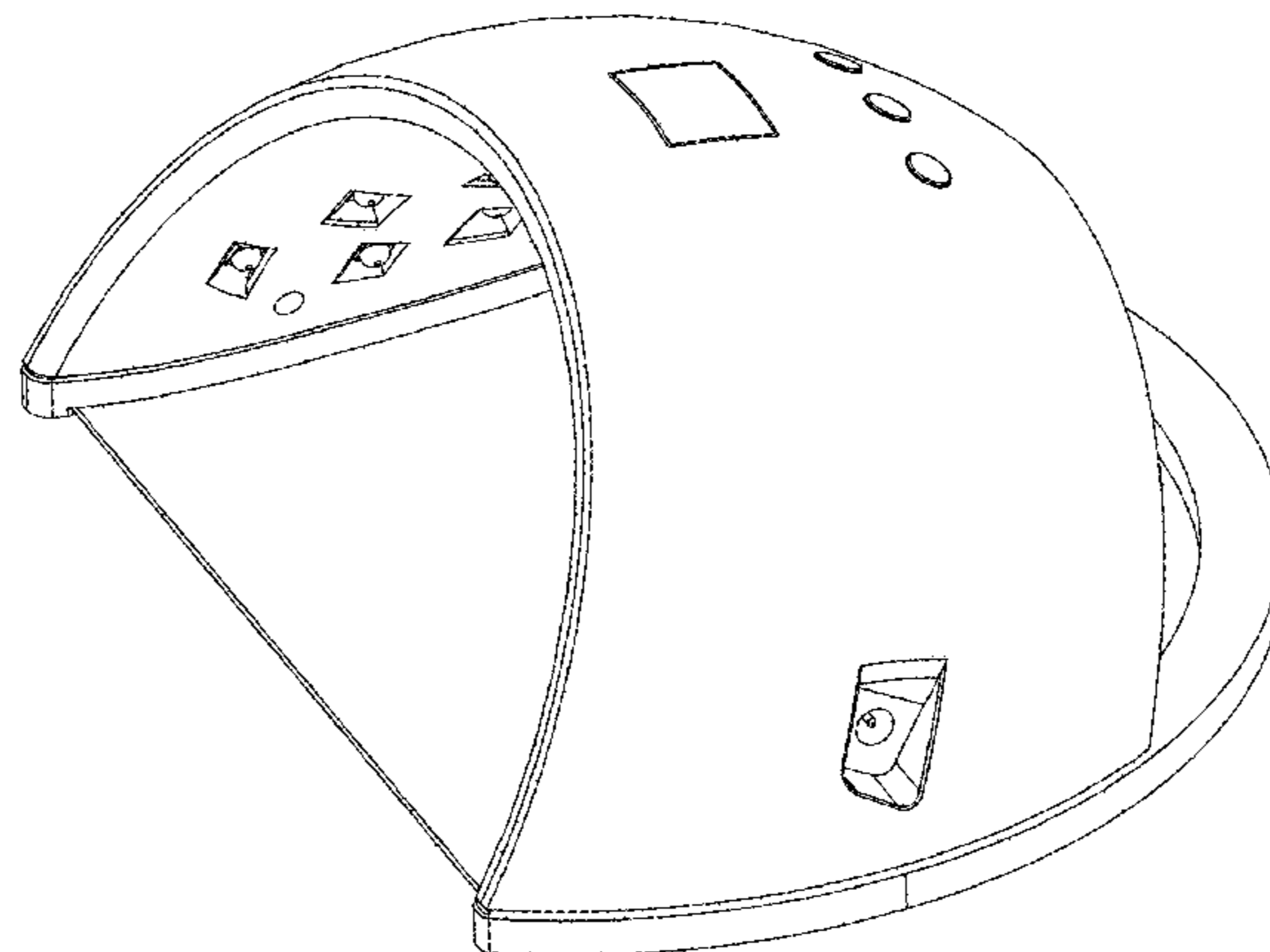
(57) **CLAIM**

The ornamental design for a fingernail dryer, as shown and described.

DESCRIPTION

FIG. 1 is a front view of an ornamental design for a fingernail dryer showing our new design;
FIG. 2 is a left side view of an ornamental design for the fingernail dryer thereof;
FIG. 3 is a right side view of an ornamental design for the fingernail dryer thereof;
FIG. 4 is a top plan view of an ornamental design for the fingernail dryer thereof;
FIG. 5 is a bottom plan view of an ornamental design for the fingernail dryer thereof; and,
FIG. 6 is a perspective view of an ornamental design for the fingernail dryer according to our invention.

1 Claim, 5 Drawing Sheets



(56)

References Cited

U.S. PATENT DOCUMENTS

D606,232 S * 12/2009 Sabernig D26/85
D633,646 S * 3/2011 Marcaccio D26/118
D680,272 S * 4/2013 Cheng D28/54.1
D685,949 S * 7/2013 Valia D28/54.1
D698,495 S * 1/2014 Lee D28/54.1
D702,400 S * 4/2014 Valia D28/54.1
D707,886 S * 6/2014 Park D28/54.1
D738,557 S * 9/2015 Colombo D26/85
D739,543 S * 9/2015 Ma D24/215
D747,828 S * 1/2016 Vu D28/54.1
D777,339 S * 1/2017 Chen D24/209
D785,757 S * 5/2017 Murray D23/238
D785,758 S * 5/2017 Murray D23/238
D796,723 S * 9/2017 Sonneman D26/120
D804,047 S * 11/2017 Michaels D24/209
10,016,043 B1 * 7/2018 Cheng F26B 9/003
D827,203 S * 8/2018 Ouyang D28/58
10,117,494 B1 * 11/2018 Luu A45D 29/00
D839,478 S * 1/2019 Ouyang D28/58
2010/0293805 A1 * 11/2010 Chang A45D 29/00
34/202
2015/0290675 A1 * 10/2015 Lin A45D 29/00
250/494.1

OTHER PUBLICATIONS

UVLED SUN6 Nail Lamp, posted at kesinails.pl, posted Jul. 1, 2016 by Kesi Anaali © not listed, online, site visited Jan. 3, 2018. Available from Internet, URL: <http://www.kesinails.pl/2016/07/lampy-uvled-porownanie-modeli.html> (Year: 2016).*

* cited by examiner

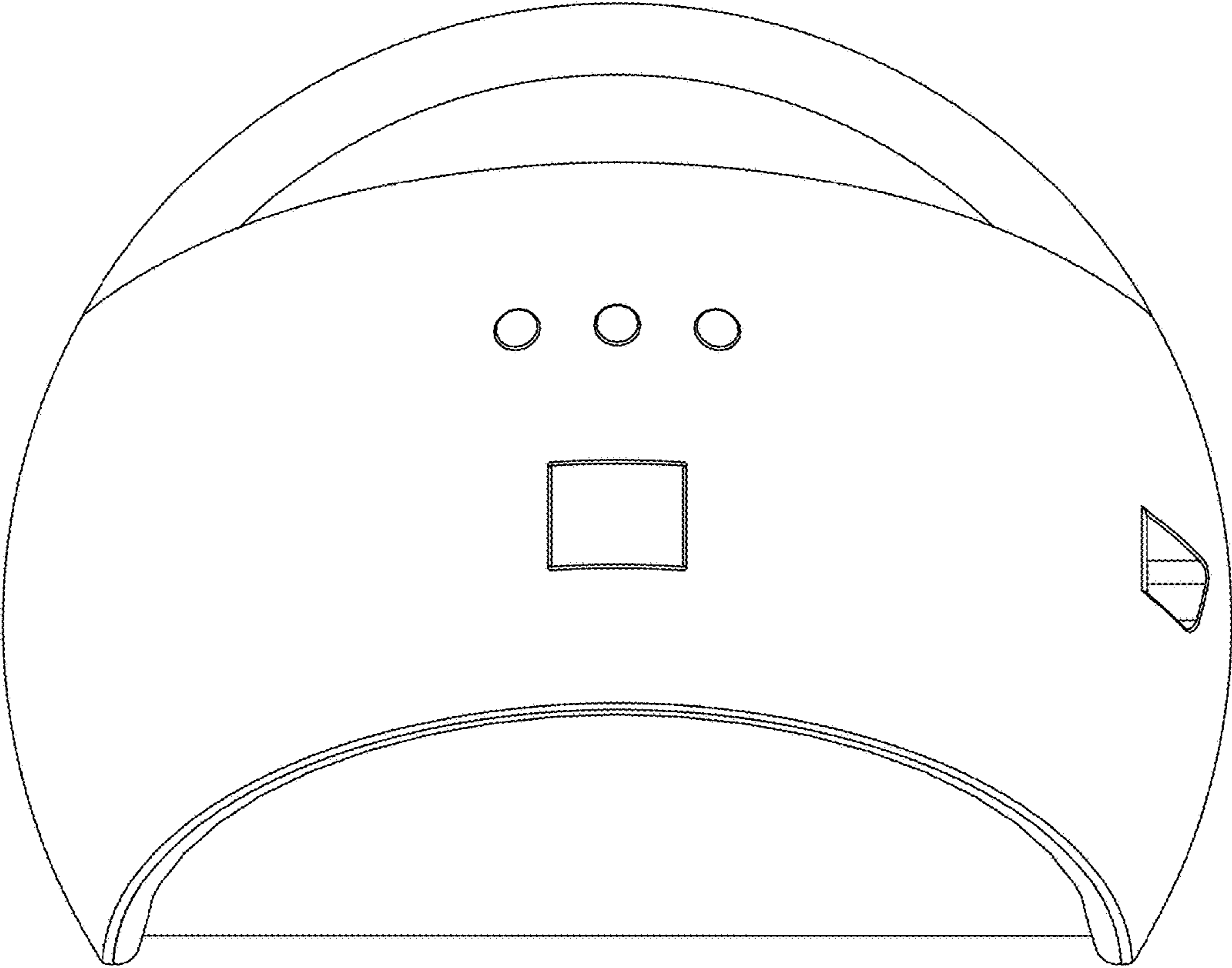


FIG. 1

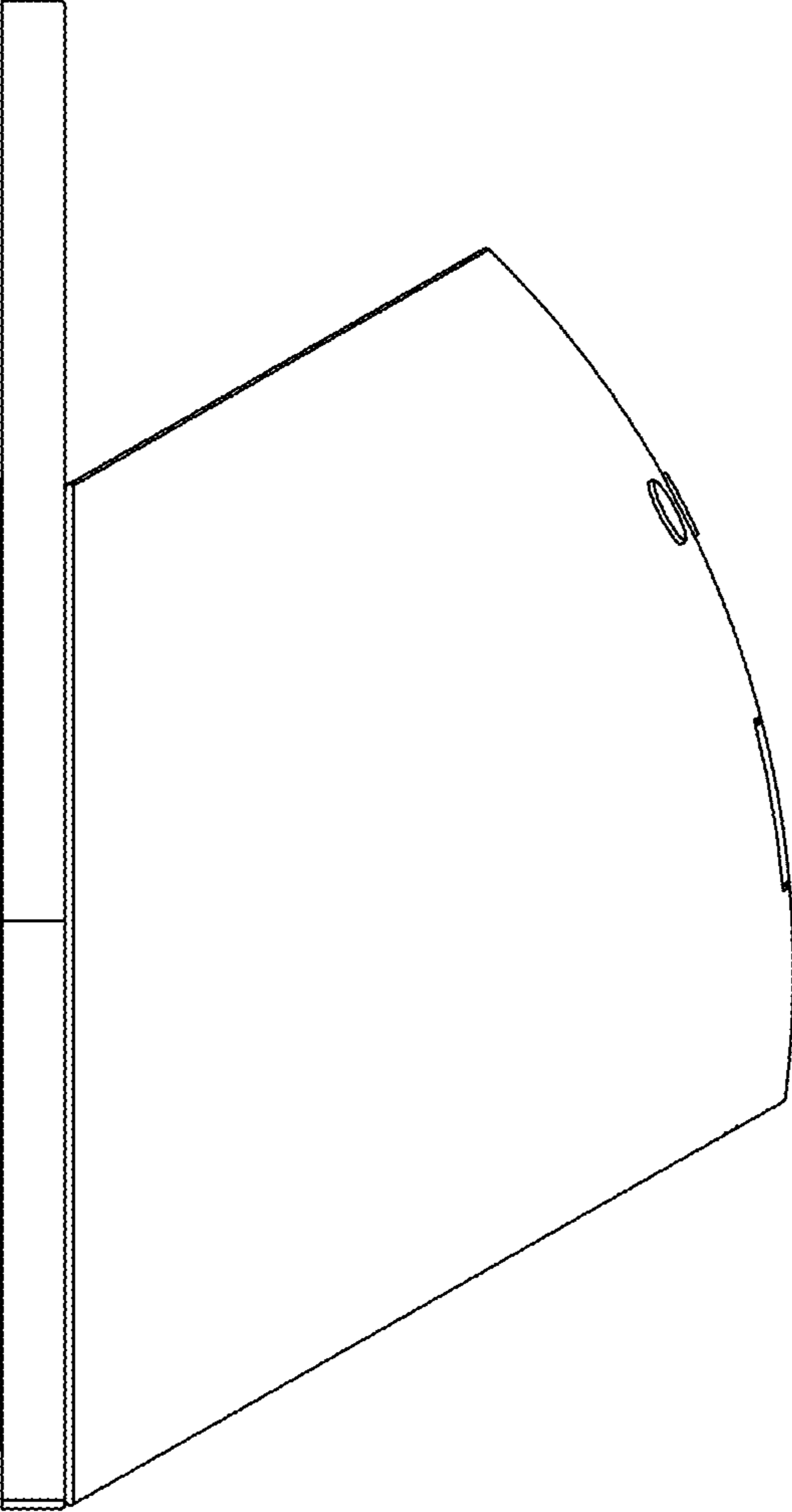


FIG. 2

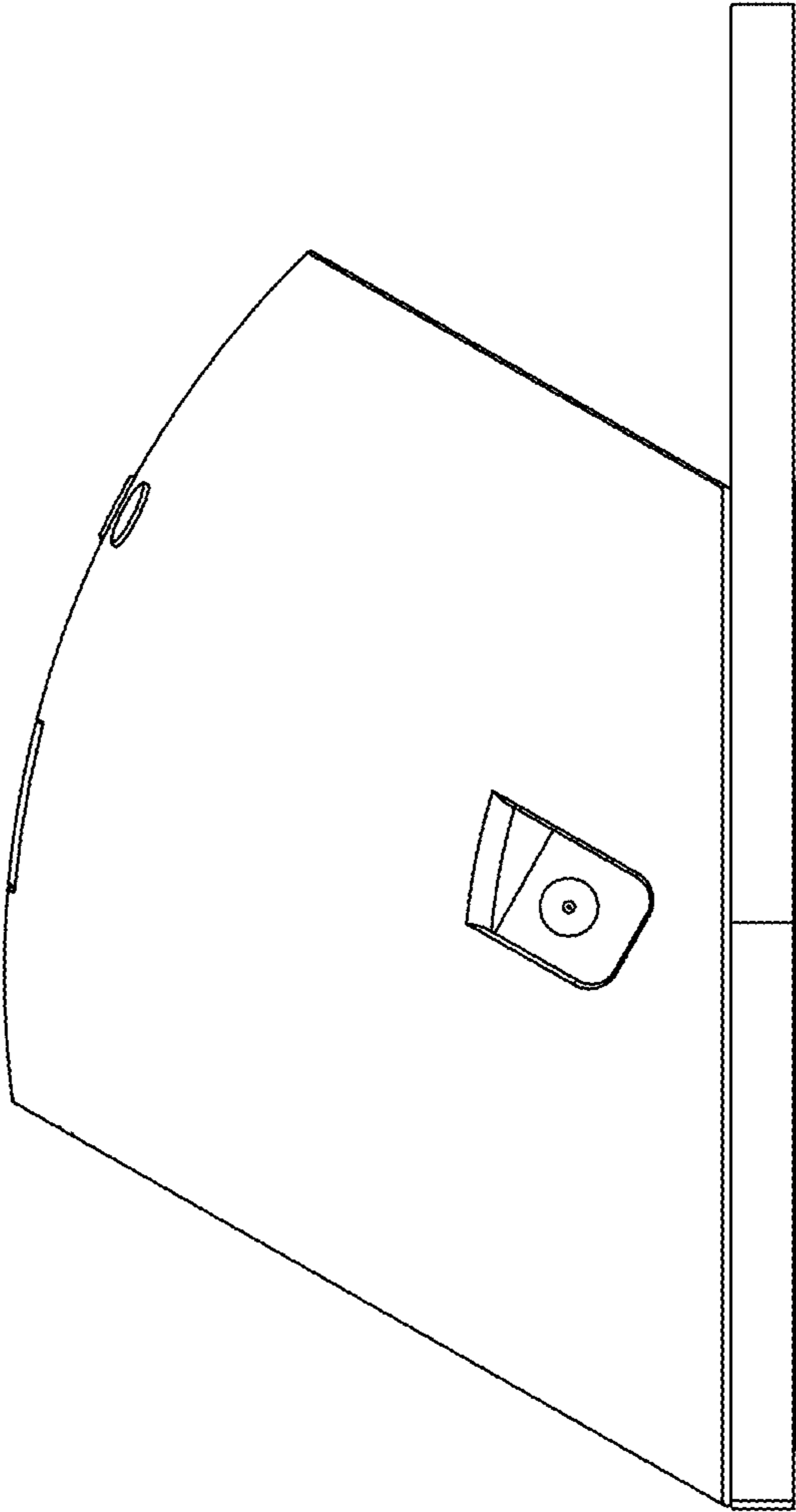


FIG. 3

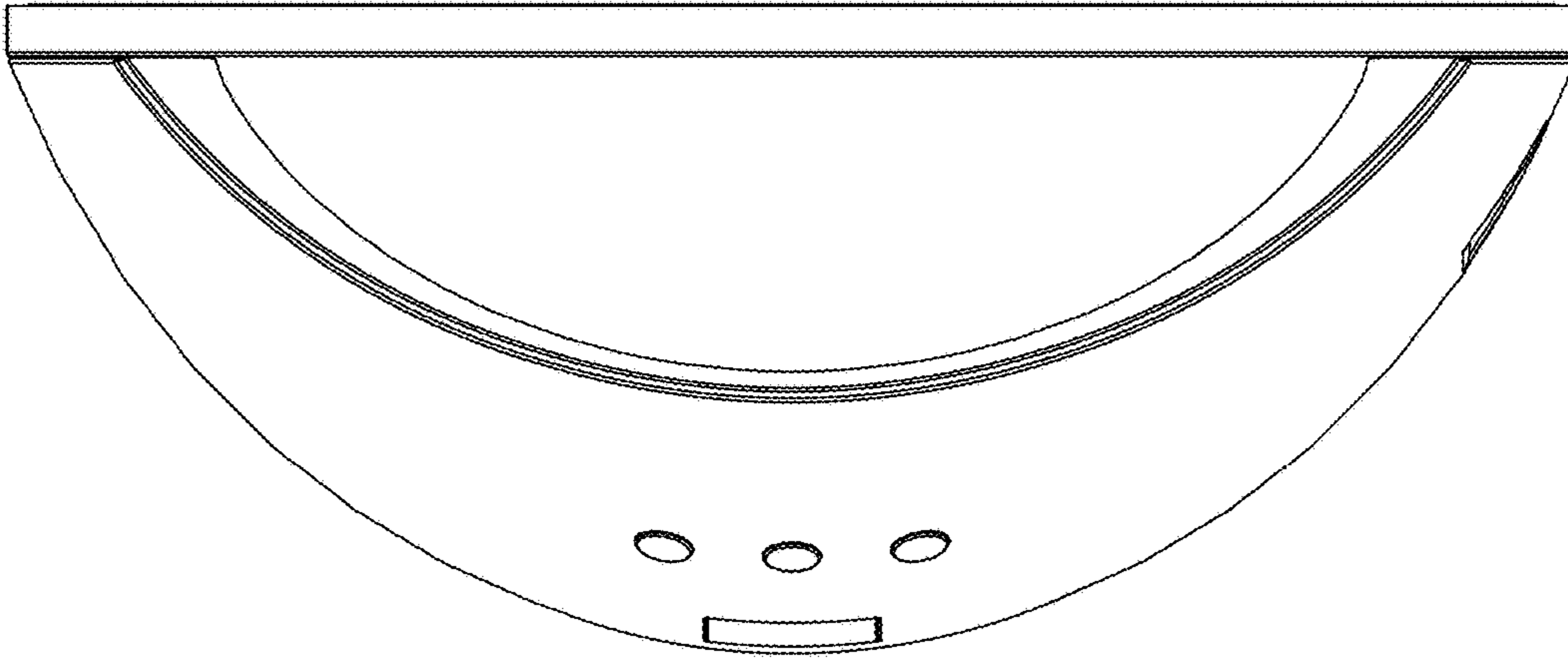


FIG. 4

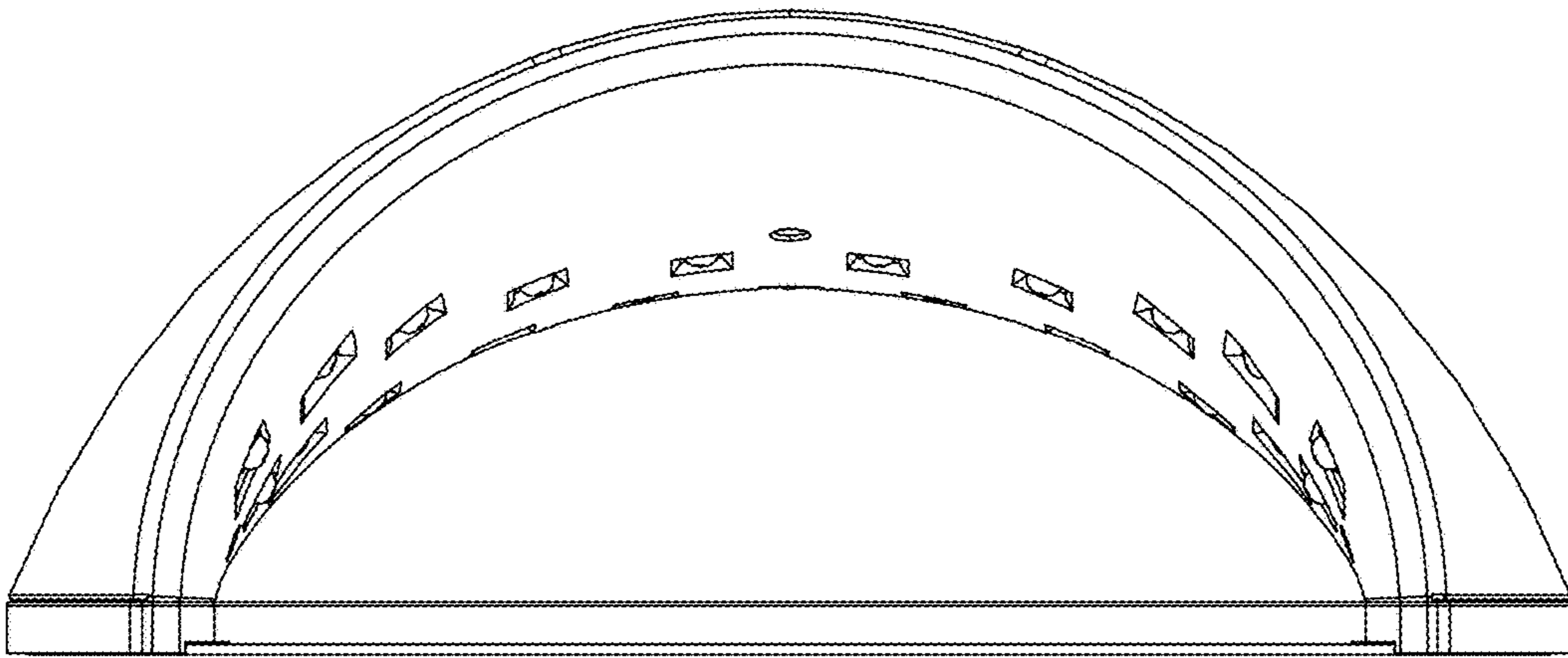


FIG. 5

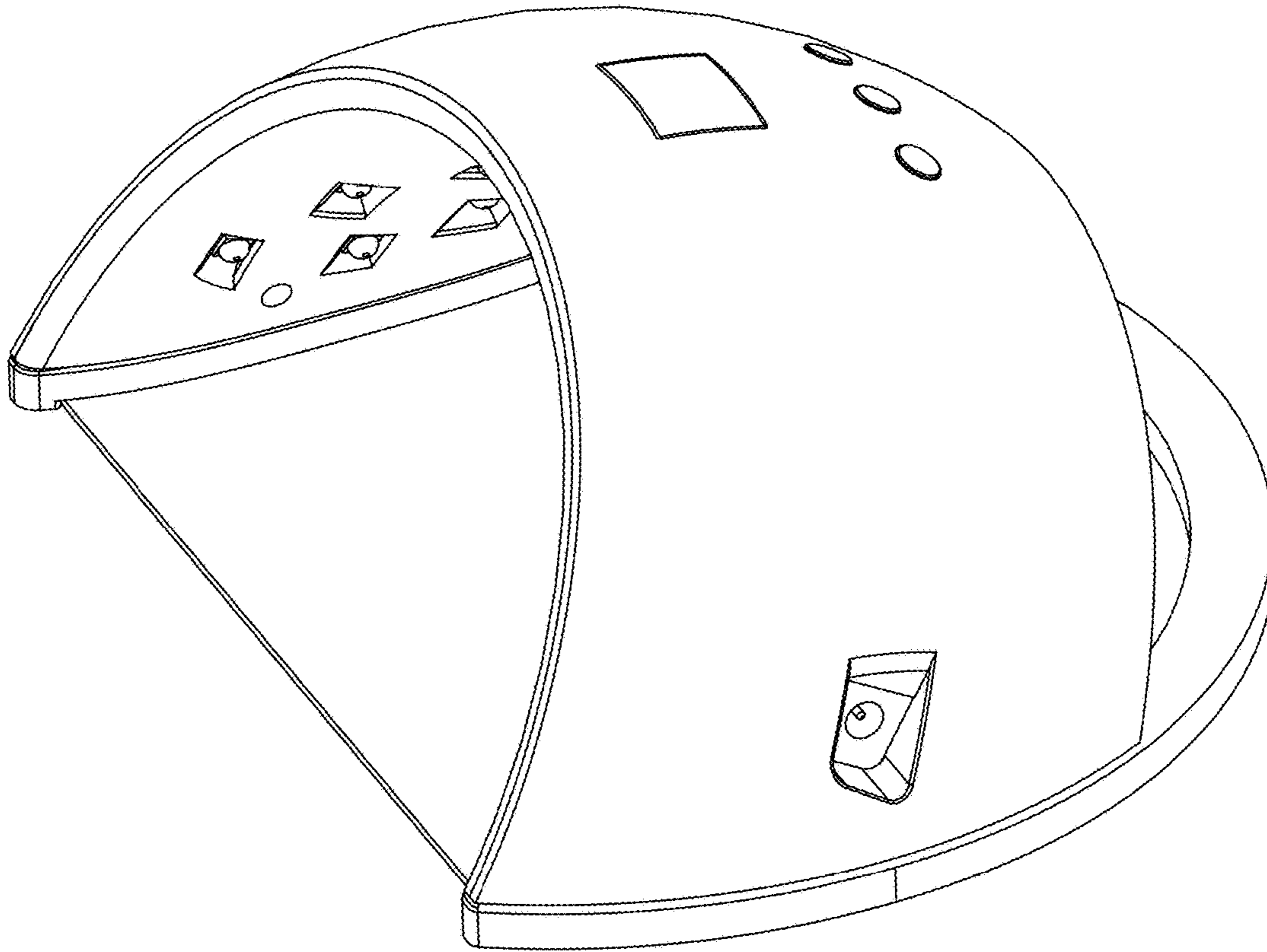


FIG. 6