



US00D853030S

(12) **United States Design Patent**  
**Fujigaya et al.**

(10) **Patent No.:** **US D853,030 S**  
(45) **Date of Patent:** **\*\* Jul. 2, 2019**

(54) **HAND DRYER**

(71) Applicant: **mitsubishi electric corporation**, Tokyo (JP)

(72) Inventors: **Yusuke Fujigaya**, Tokyo (JP);  
**Jangryul Rim**, Tokyo (JP)

(73) Assignee: **Mitsubishi Electric Corporation**,  
Tokyo (JP)

(\*\*) Term: **15 Years**

(21) Appl. No.: **29/558,307**

(22) Filed: **Mar. 16, 2016**

(30) **Foreign Application Priority Data**

Sep. 17, 2015 (JP) ..... 2015-020677

(51) **LOC (11) Cl.** ..... **28-03**

(52) **U.S. Cl.**  
USPC ..... **D28/54.1**

(58) **Field of Classification Search**  
USPC ..... D28/54.1; D8/303, 307, 308  
CPC ..... A47K 10/48; A47K 10/24; A47K 10/00;  
A47K 2210/00; A47K 2201/00; A47K  
2201/02; A47K 4/00; A47K 5/00; A47K  
5/12; A47K 5/1218; A47K 2010/3668;  
E03C 1/01; E03C 1/051; F26B 9/00  
See application file for complete search history.

(56) **References Cited**

**U.S. PATENT DOCUMENTS**

4,802,287 A \* 2/1989 Chen ..... A45D 20/16  
219/242  
D437,975 S \* 2/2001 Holscher ..... D28/54.1  
D441,139 S \* 4/2001 Hansen ..... D28/54.1  
7,044,421 B1 \* 5/2006 Omdoll ..... A47K 10/36  
242/563  
D542,974 S \* 5/2007 Karraker ..... D28/54.1  
D542,976 S \* 5/2007 Liao ..... D28/54.1

D543,661 S \* 5/2007 Liao ..... D28/54.1  
D599,059 S \* 8/2009 Clerch ..... A47K 10/48  
D28/54.1  
D600,856 S \* 9/2009 Robert ..... D28/54.1  
(Continued)

**FOREIGN PATENT DOCUMENTS**

JP 1521775 S 4/2015  
WO WO 2012152495 A1 \* 11/2012  
(Continued)

**OTHER PUBLICATIONS**

The New Mitsubishi Hand Dryer: The most important new hand dryer of the year?, Posted Dec. 10, 2015 [Online], Retrieved Apr. 26, 2018, Retrieved From Internet, <<https://electricaldealsdirect.co.uk/advicecentre/new-mitsubishi-hand-dryer-important-new-hand-dryer-year.html>>.\*

(Continued)

*Primary Examiner* — Barbara Fox  
*Assistant Examiner* — Messina L Smith  
(74) *Attorney, Agent, or Firm* — Studebaker & Brackett PC

(57) **CLAIM**

The ornamental design for a hand dryer, as shown and described.

**DESCRIPTION**

FIG. 1 is a first perspective view of the front, right, and top sides of a hand dryer showing our new design;  
FIG. 2 is a second perspective view of the front, right, and bottom sides thereof;  
FIG. 3 is a front view thereof;  
FIG. 4 is a left side view thereof;  
FIG. 5 is a right side view thereof;  
FIG. 6 is a top plan view thereof; and,  
FIG. 7 is a bottom plan view thereof.  
The broken lines in the drawings depict portions of the hand dryer that form no part of the claimed design.

**1 Claim, 7 Drawing Sheets**

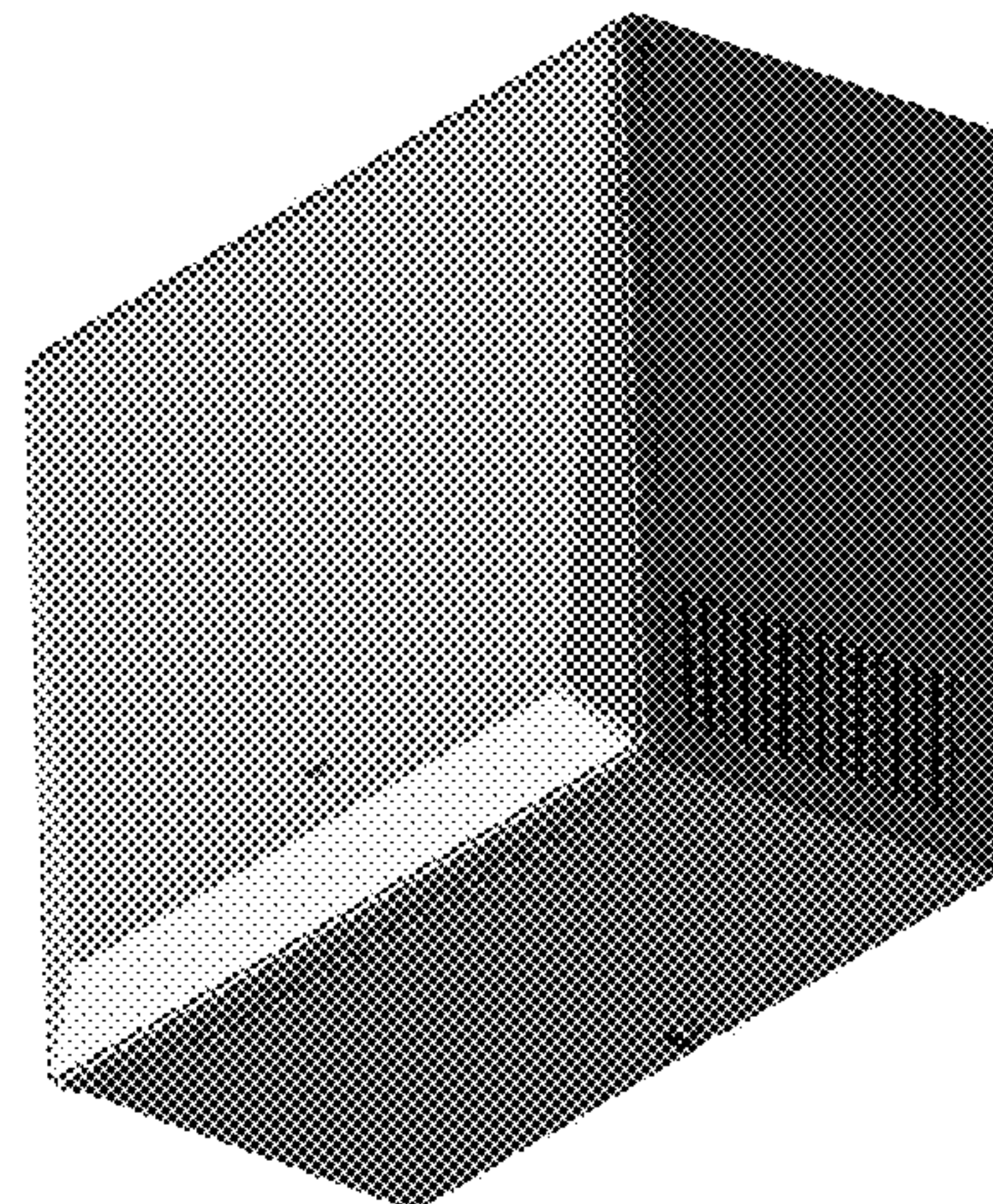







FIG. 1


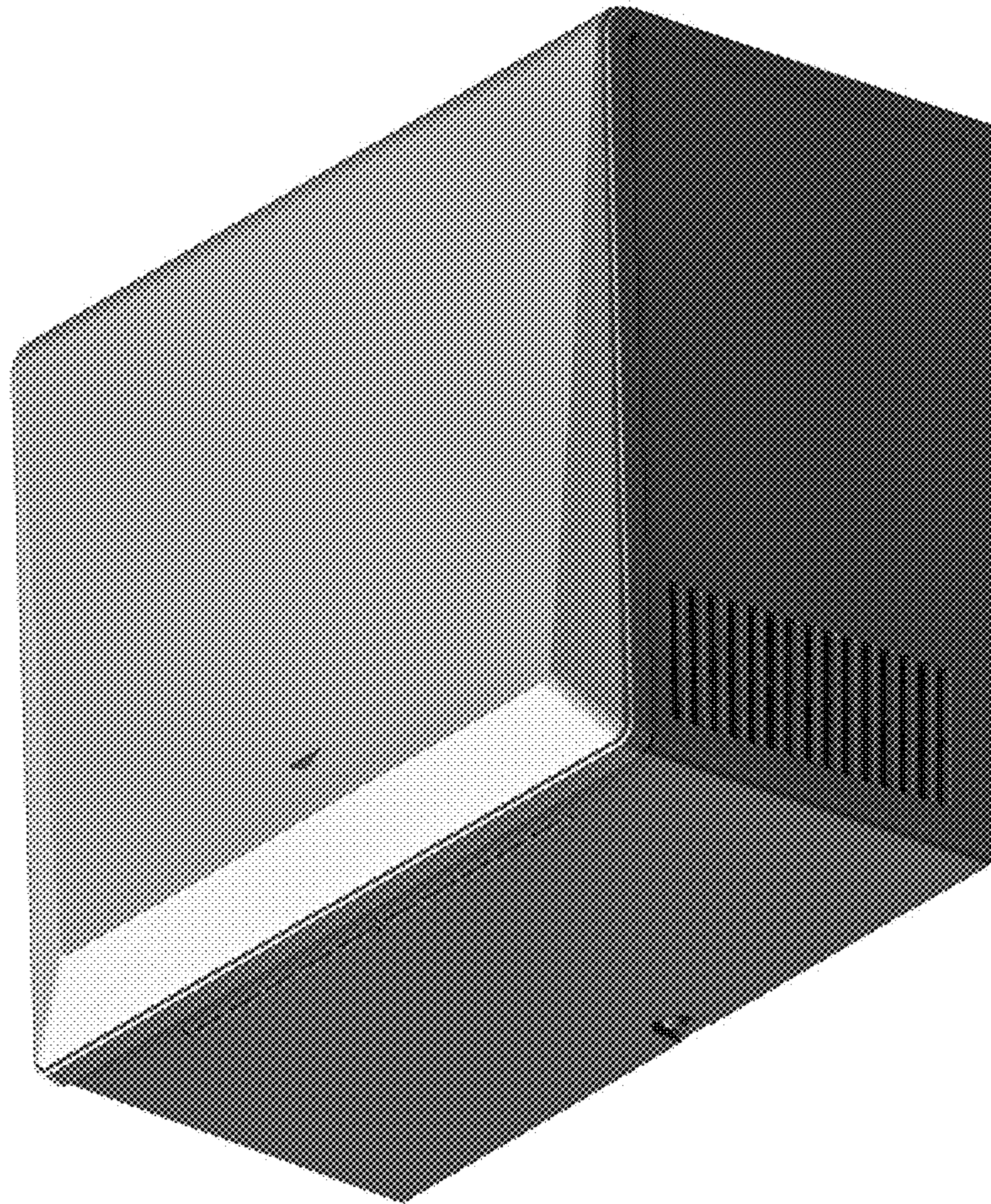




FIG. 2





*FIG. 3*




FIG. 4







FIG. 5



*FIG. 6*






FIG. 7

