



US00D853028S

(12) **United States Design Patent**
Hacopian

(10) **Patent No.:** **US D853,028 S**

(45) **Date of Patent:** **** Jul. 2, 2019**

- (54) **EYE MAKEUP TOOL**
- (71) Applicant: **Annexea Beauty LLC**, Westwood, NJ (US)
- (72) Inventor: **Annette Hacopian**, Westwood, NJ (US)
- (73) Assignee: **Annexea Beauty LLC**, Westwood, NJ (US)
- (**) Term: **15 Years**
- (21) Appl. No.: **29/629,738**
- (22) Filed: **Dec. 15, 2017**
- (51) **LOC (11) Cl.** **28-02**
- (52) **U.S. Cl.**
USPC **D28/7**
- (58) **Field of Classification Search**
USPC D28/7, 8, 63, 91.2; D8/14, 16, 19, 45;
D24/119; D32/46, 49, 40, 41;
15/236.07, 236.01, 236.02, 104.04,
15/104.03; 132/317
CPC A61M 35/00; A45D 2200/1072; A45D
2200/10; A45D 2200/1054; A45D
2200/1063; A45D 40/30
See application file for complete search history.

(56) **References Cited**

U.S. PATENT DOCUMENTS

D254,935 S *	5/1980	Staudinger	D28/36
D286,576 S *	11/1986	Schneider	D19/185
D307,862 S *	5/1990	Masotta	D32/46
D341,001 S *	11/1993	Pantages	D28/7
D469,230 S *	1/2003	Libman	D32/41
D532,929 S *	11/2006	Weltmann	D28/7
D587,844 S *	3/2009	Slavin	D28/7
D646,018 S *	9/2011	Anderson	D28/7
D646,019 S *	9/2011	Anderson	D28/7

D656,269 S *	3/2012	Castagno	A45D 19/0008 D28/7
D656,667 S *	3/2012	Castagno	A45D 19/0008 D28/7
D673,326 S *	12/2012	Dunaway	D28/7
D779,117 S *	2/2017	Staab	D28/7
D812,295 S *	3/2018	Staab	D28/7
2010/0095974 A1*	4/2010	Laje	A45D 19/00 132/208
2013/0146076 A1	6/2013	Dunaway		

* cited by examiner

Primary Examiner — Susan Bennett Hattan

Assistant Examiner — Rebecca Tsehaye

(74) *Attorney, Agent, or Firm* — John H. Choi & Associates

(57) **CLAIM**

The ornamental design for an eye makeup tool, as shown and described.

DESCRIPTION

FIG. 1 is a perspective view of the eye makeup tool of the present invention.

FIG. 2 is a front view of the eye makeup tool shown in FIG. 1.

FIG. 3 is a rear view of the eye makeup tool shown in FIG. 1.

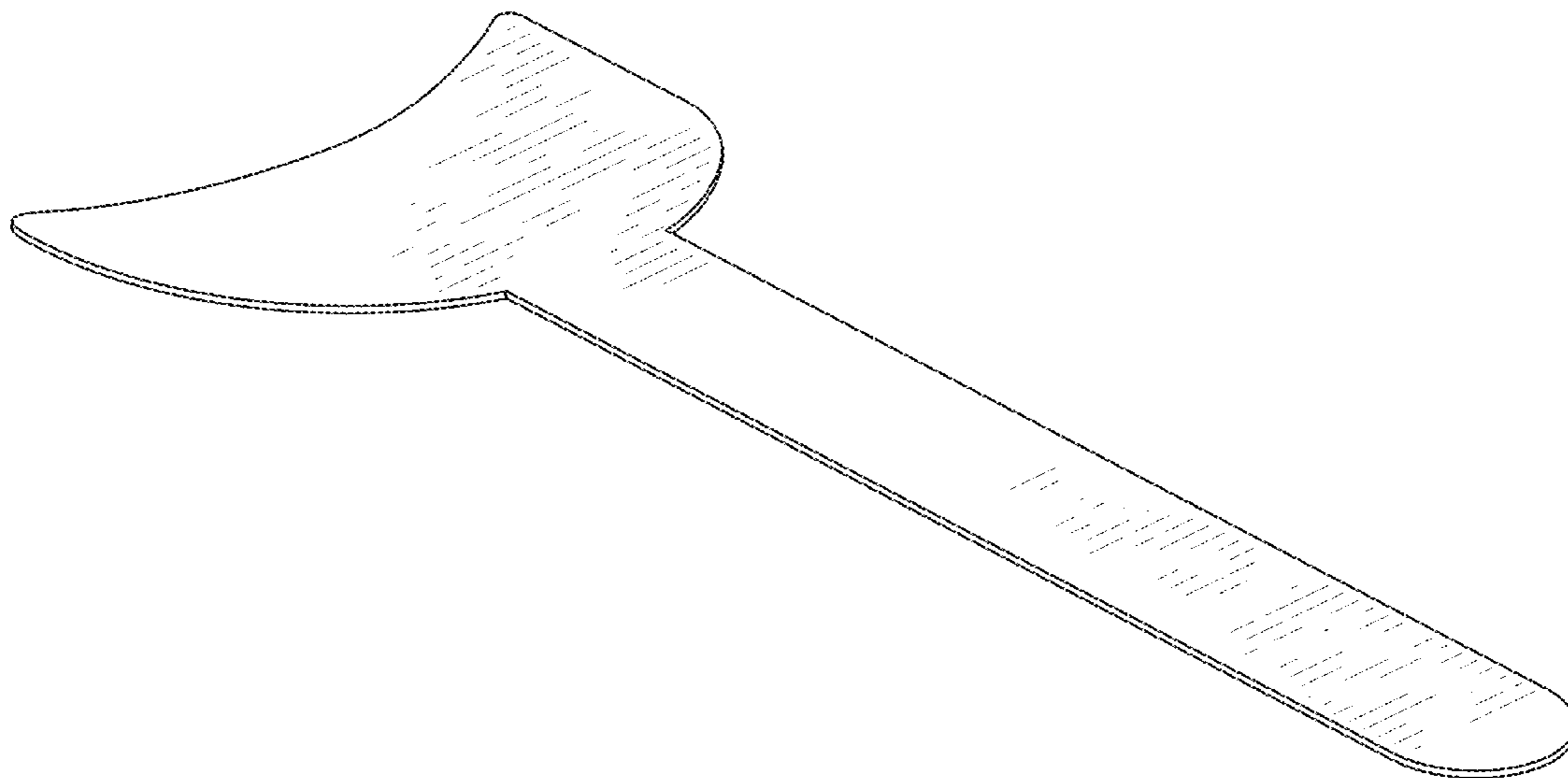
FIG. 4 is a left side view of the eye makeup tool shown in FIG. 1.

FIG. 5 is a right side view of the eye makeup tool shown in FIG. 1.

FIG. 6 is a top view of the eye makeup tool shown in FIG. 1; and,

FIG. 7 is a bottom view of the eye makeup tool shown in FIG. 1.

1 Claim, 6 Drawing Sheets



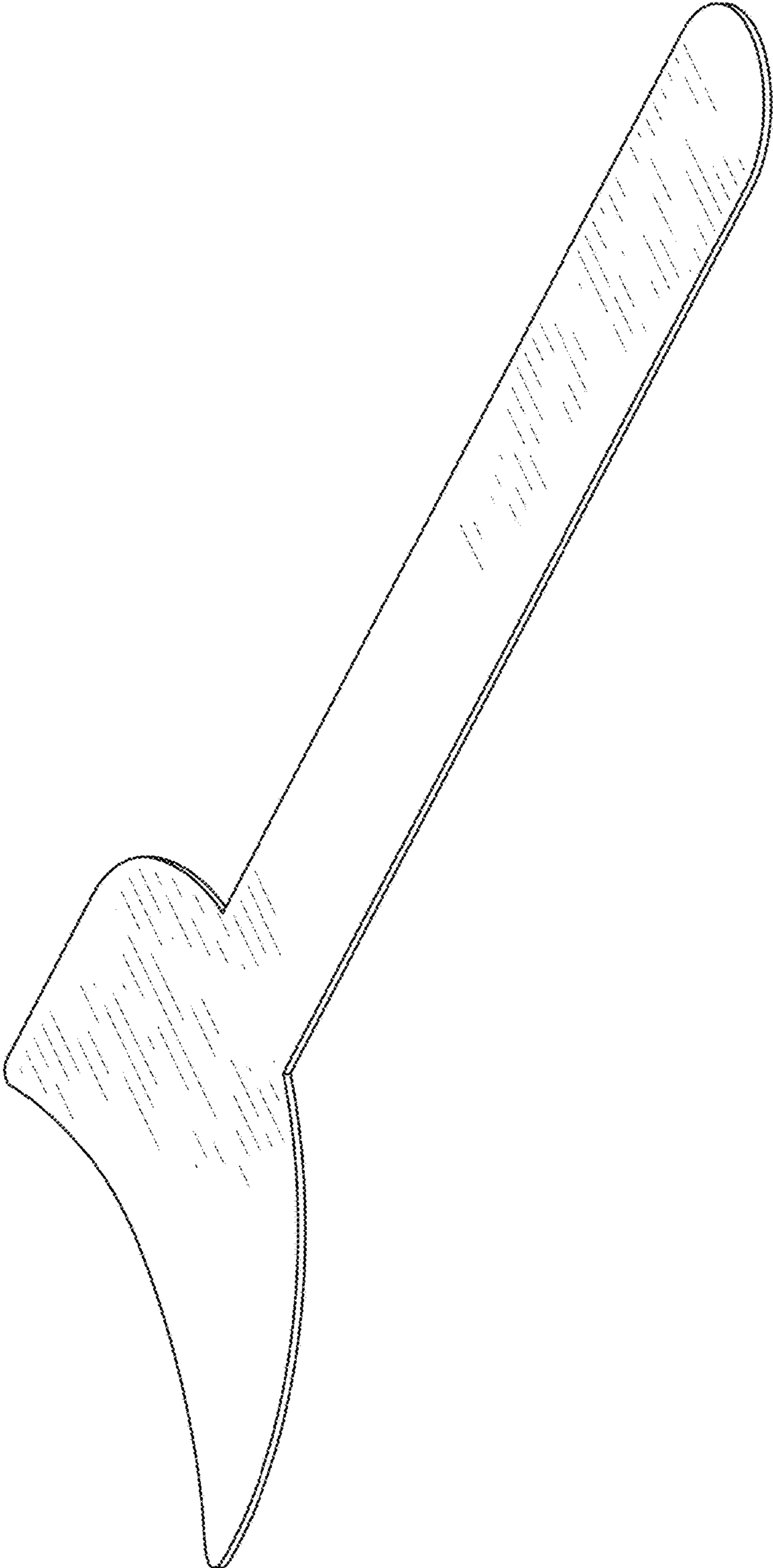


FIG. 1




FIG. 2

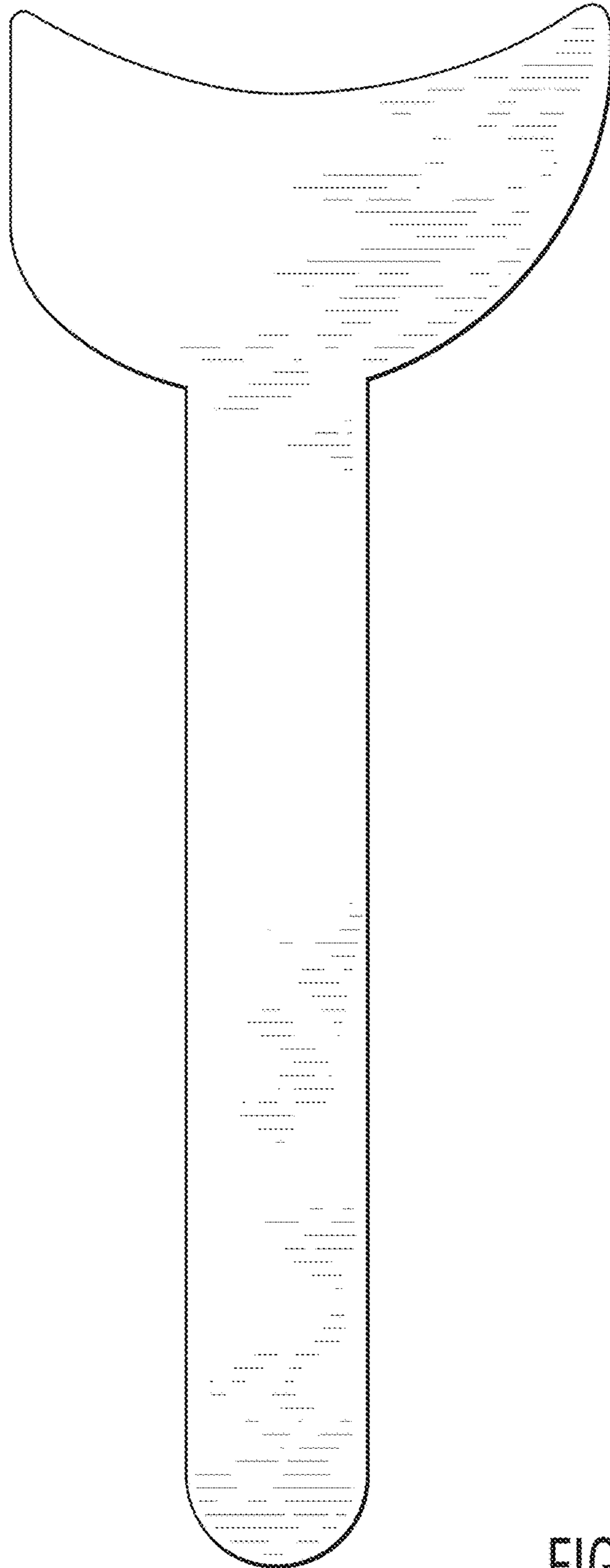


FIG. 3



FIG. 4

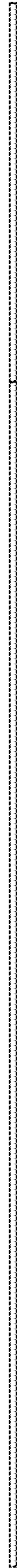


FIG. 5



FIG. 6




FIG. 7