

US00D852988S

(12) **United States Design Patent** (10) **Patent No.:** **US D852,988 S**  
**Zhu et al.** (45) **Date of Patent:** **\*\* Jul. 2, 2019**

(54) **LED LAMP**

(71) Applicant: **SIGNIFY HOLDING B.V.**, Eindhoven (NL)

(72) Inventors: **Terry Zhu**, Shanghai (CN); **Ivan Zhu**, Shanghai (CN); **Jiali Xu**, Shanghai (CN)

(73) Assignee: **SIGNIFY HOLDING B.V.**, Eindhoven (NL)

(\*\*) Term: **15 Years**

(21) Appl. No.: **29/629,246**

(22) Filed: **Dec. 12, 2017**

(30) **Foreign Application Priority Data**

Jun. 23, 2017 (EM) ..... 004063840-0001

(51) **LOC (11) Cl.** ..... **26-02**

(52) **U.S. Cl.**  
USPC ..... **D26/2**

(58) **Field of Classification Search**  
USPC ..... D26/1-4  
CPC ..... H01R 5/00; H01R 13/46; H01R 13/514;  
H01R 31/048; H01R 31/02; H01J 5/00;  
H01J 5/16; H01J 1/02; H01J 15/00; H01J  
5/48; H01J 5/50; H01J 19/54; F21V 5/00;  
F21V 13/00; F21V 29/004

See application file for complete search history.

(56) **References Cited**

U.S. PATENT DOCUMENTS

D543,288 S *	5/2007	Bembridge	.....	D26/2
D579,130 S *	10/2008	Hernandez, Jr.	.....	D26/2
D600,368 S *	9/2009	Bertram	.....	D26/2
D610,272 S *	2/2010	Guo	.....	D26/2
D628,311 S *	11/2010	Jiang	.....	D26/2
D669,611 S *	10/2012	Yamamoto	.....	D26/2
D671,235 S *	11/2012	Yamamoto	.....	D26/2

\* cited by examiner

*Primary Examiner* — Marcus A Jackson

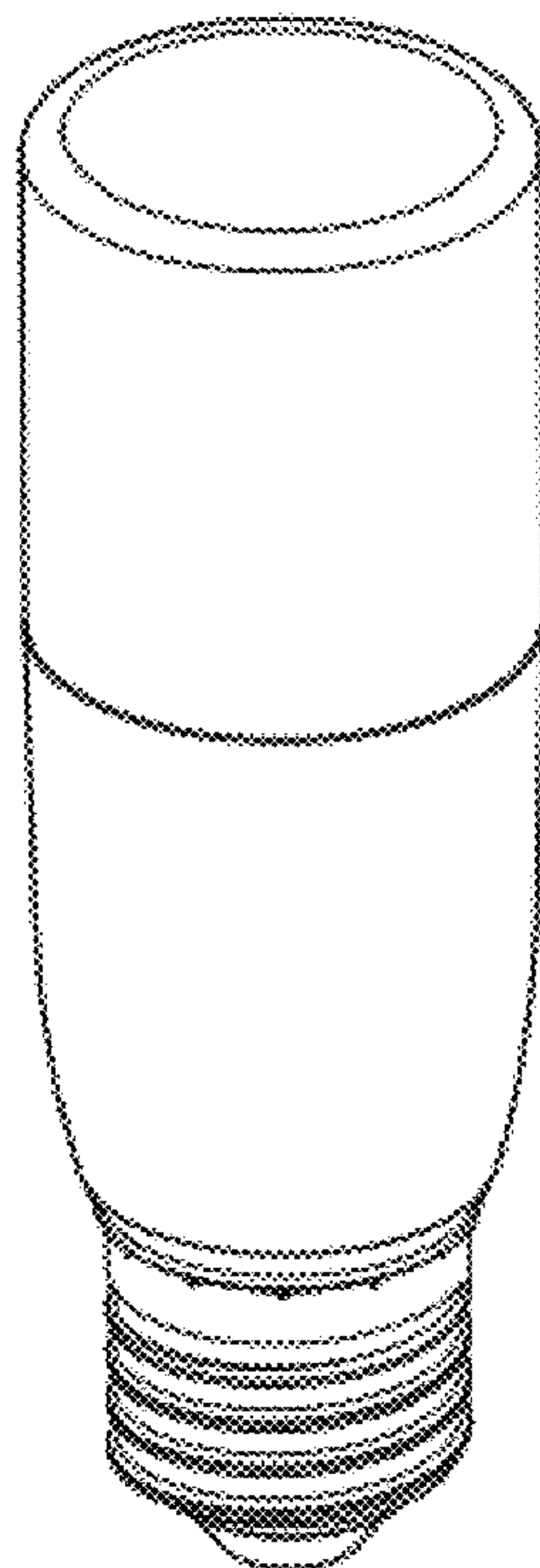
(57) **CLAIM**

The ornamental design for a “LED lamp,” as shown and described.

**DESCRIPTION**

FIG. 1 is a perspective view showing my design; FIG. 2 is a front elevational view thereof; FIG. 3 is a rear elevational view thereof; FIG. 4 is a right side elevational view thereof; FIG. 5 is a left side elevational view thereof; FIG. 6 is a top plan view thereof; and, FIG. 7 is a bottom plan view thereof. The dash-dot-dash broken lines shown represent the bounds of the claim and forms no part thereof and the dashed broken lines shown therein illustrate portions of the LED lamp that form no part of the claimed design.

**1 Claim, 3 Drawing Sheets**



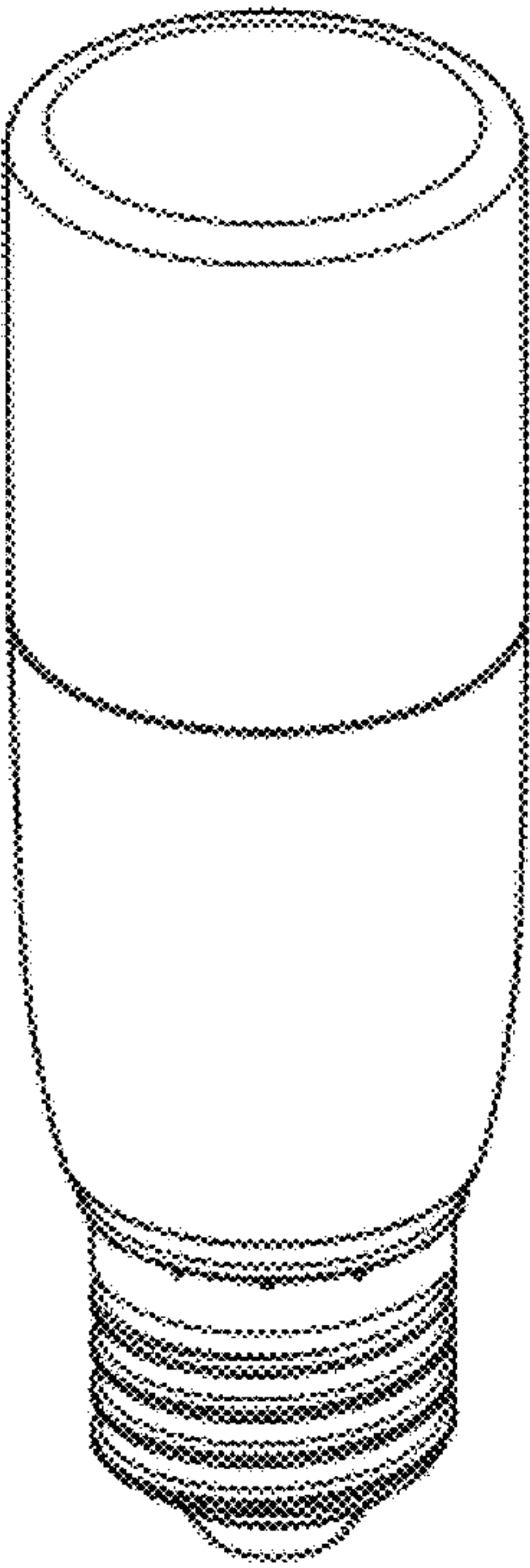


Fig. 1

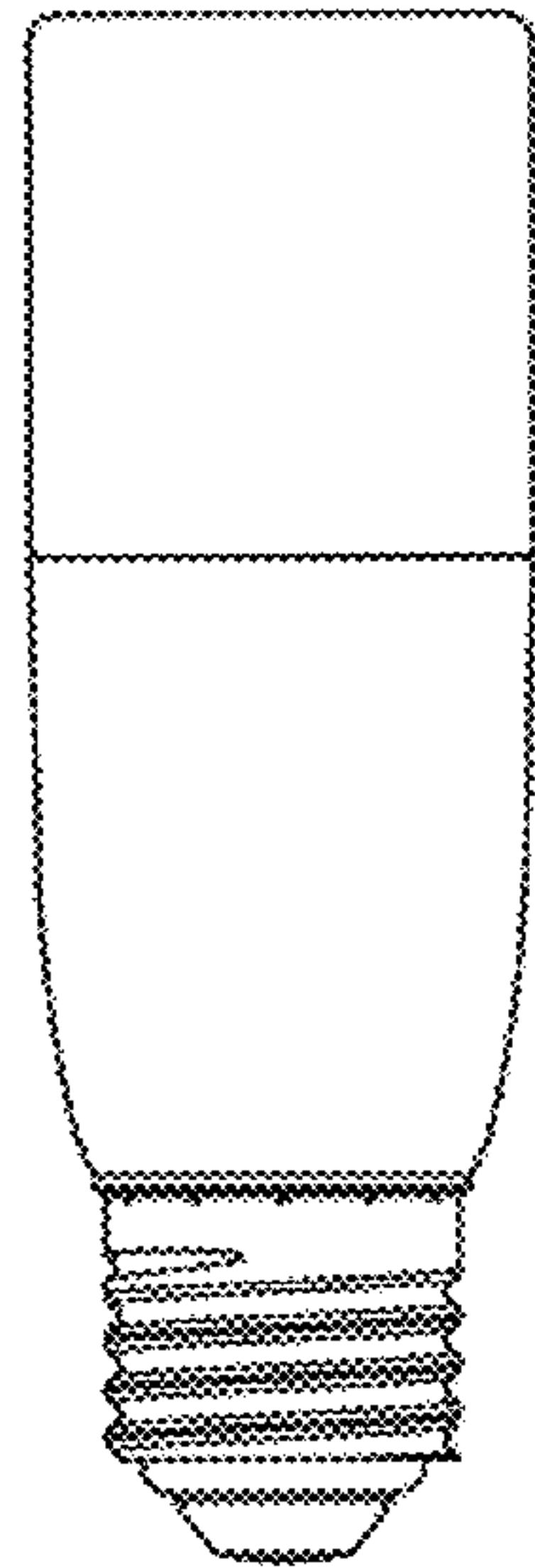


Fig. 2

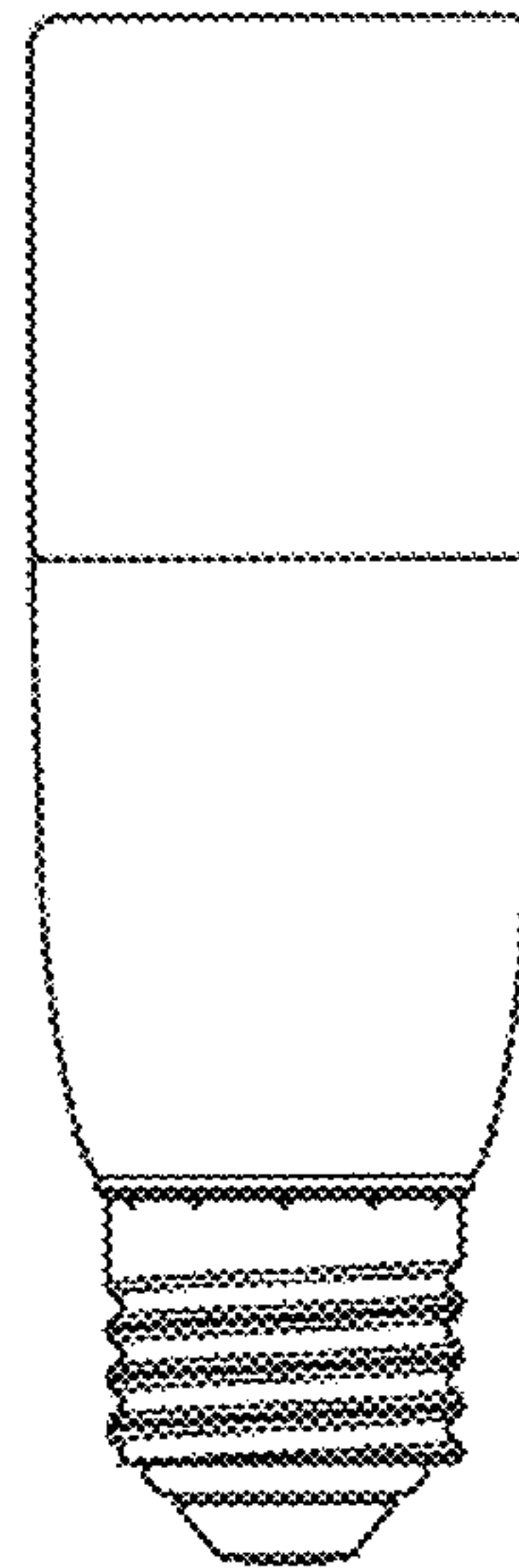


Fig. 3

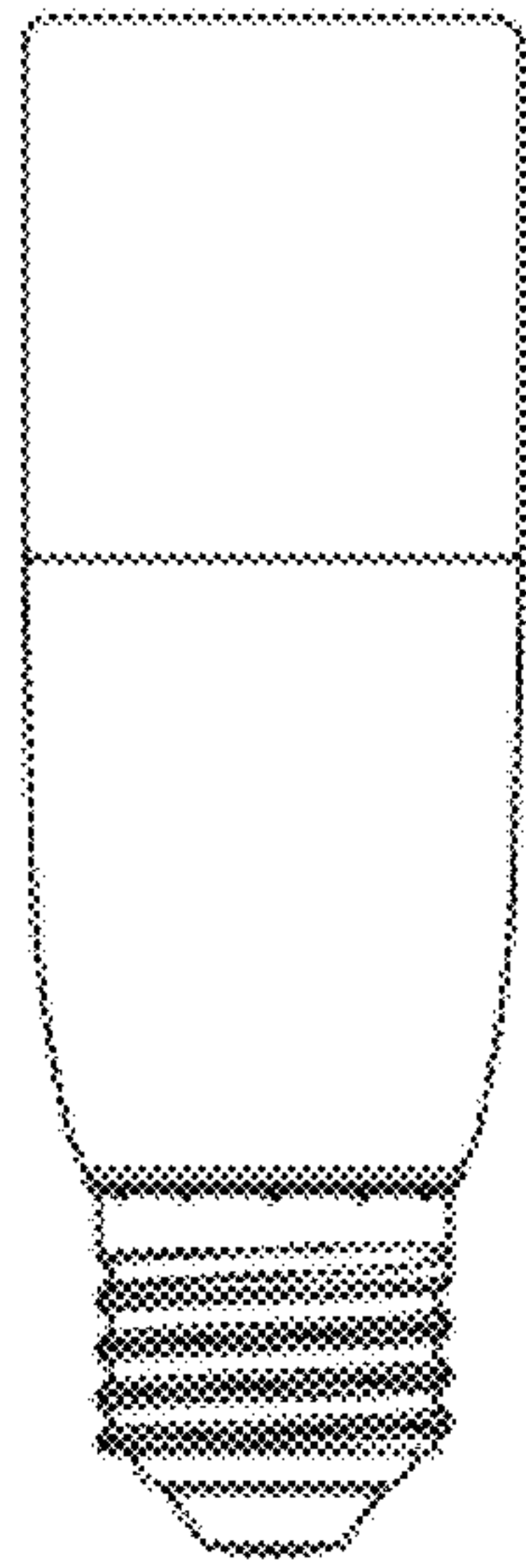


Fig. 4

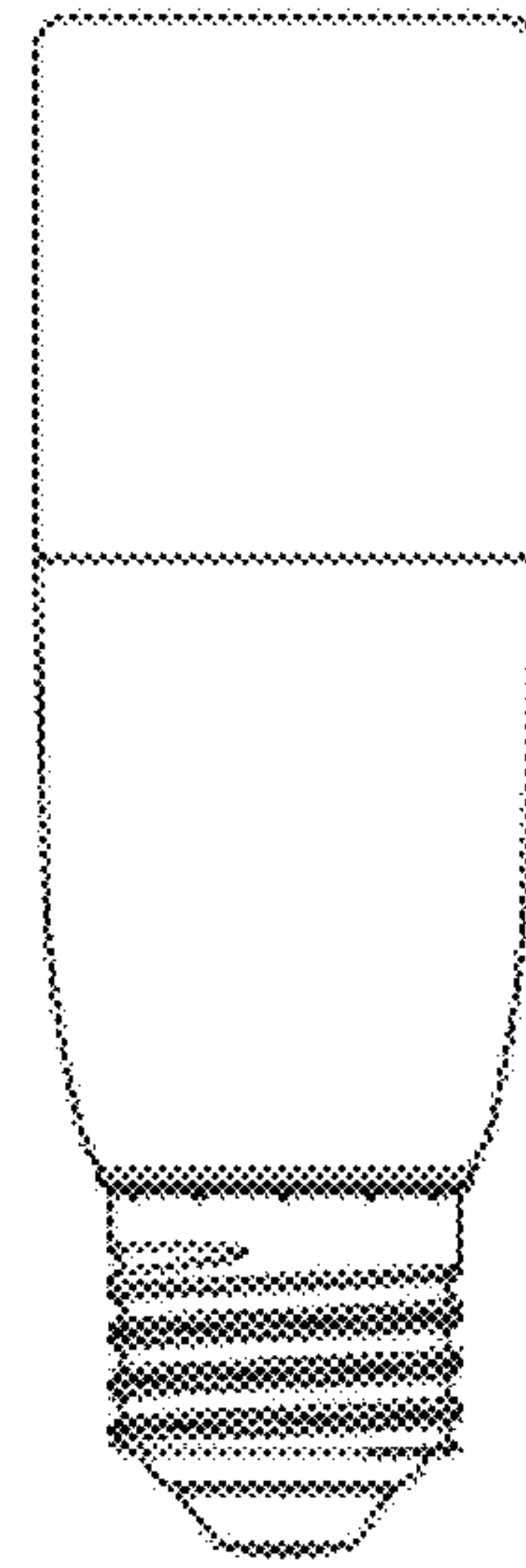


Fig. 5

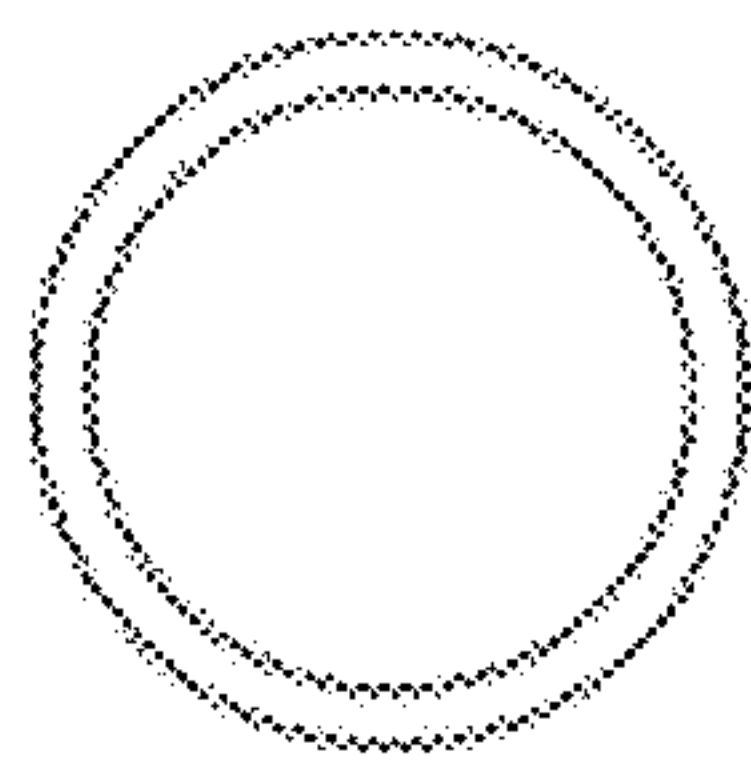


Fig. 6

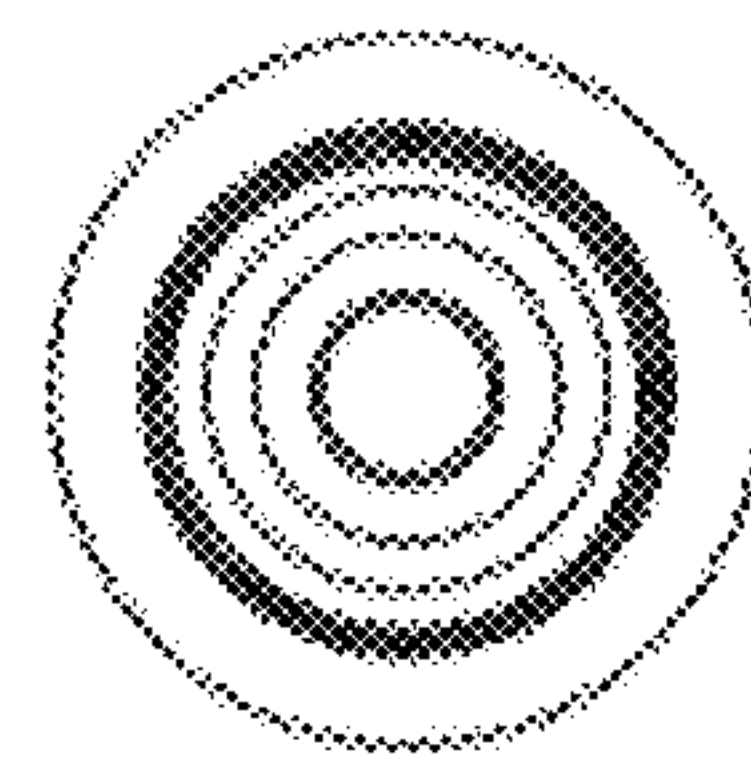


Fig. 7