



US00D852983S

(12) **United States Design Patent**
Walsh

(10) **Patent No.:** **US D852,983 S**
(45) **Date of Patent:** **** Jul. 2, 2019**

(54) **DOOR FACING**

Primary Examiner — Leanne Was-Englehart

(71) Applicant: **Masonite Corporation**, Tampa, FL
(US)

(74) *Attorney, Agent, or Firm* — Berenato & White, LLC

(72) Inventor: **Jason Walsh**, Batavia, IL (US)

(57) **CLAIM**

(73) Assignee: **Masonite Corporation**, Tampa, FL
(US)

The ornamental design for a door facing, as shown and described.

(**) Term: **15 Years**

(21) Appl. No.: **29/626,894**

DESCRIPTION

(22) Filed: **Nov. 21, 2017**

Related U.S. Application Data

(60) Continuation of application No. 29/562,423, filed on Apr. 26, 2016, now Pat. No. Des. 803,417, which is a continuation of application No. 29/477,610, filed on Dec. 24, 2013, now Pat. No. Des. 754,877, which is a division of application No. 29/435,691, filed on Oct. 26, 2012, now Pat. No. Des. 696,422, which is a continuation of application No. 29/423,112, filed on May 29, 2012, now Pat. No. Des. 670,002, which is
(Continued)

FIG. 1 is a front elevational view of my design;
FIG. 2 is a rear elevational view;
FIG. 3 is a bottom plan view;
FIG. 4 is a top plan view;
FIG. 5 is a cross-sectional view taken along the line 5-5 of FIG. 1;
FIG. 6 is an enlarged fragmentary cross sectional view taken from FIG. 5;
FIG. 7 is a left side plan view;
FIG. 8 is a right side plan view;
FIG. 9 is a cross-sectional view taken along the line 9-9 of FIG. 1;
FIG. 10 is a front elevational view of a second embodiment of my design with dotted lines indicating environment;
FIG. 11 is a rear elevational view;
FIG. 12 is a bottom plan view;
FIG. 13 is a top plan view;
FIG. 14 is a cross-sectional view taken along the line 14-14 of FIG. 10;
FIG. 15 is an enlarged fragmentary cross sectional view taken from FIG. 14;
FIG. 16 is a left side plan view;
FIG. 17 is a right side plan view; and,
FIG. 18 is a cross-sectional view taken along the line 18-18 of FIG. 10.

(51) **LOC (11) Cl.** **25-02**

(52) **U.S. Cl.**
USPC **D25/48.3**

(58) **Field of Classification Search**
USPC D25/48.3, 48.4, 48.5, 48.6, 48.7, 48.8, D25/138
CPC E06B 3/58; E06B 3/72; E06B 3/78; E06B 3/485; E06B 3/4636; E06B 3/5892; E06B 2003/7044; E06B 1/04; E06B 5/00
See application file for complete search history.

The broken lines in the drawings depict environment that forms no part of the claimed design. The broken line circles in FIGS. 5, 6, 14, and 15 indicate boundaries of enlarged views and form no part of the claimed design.

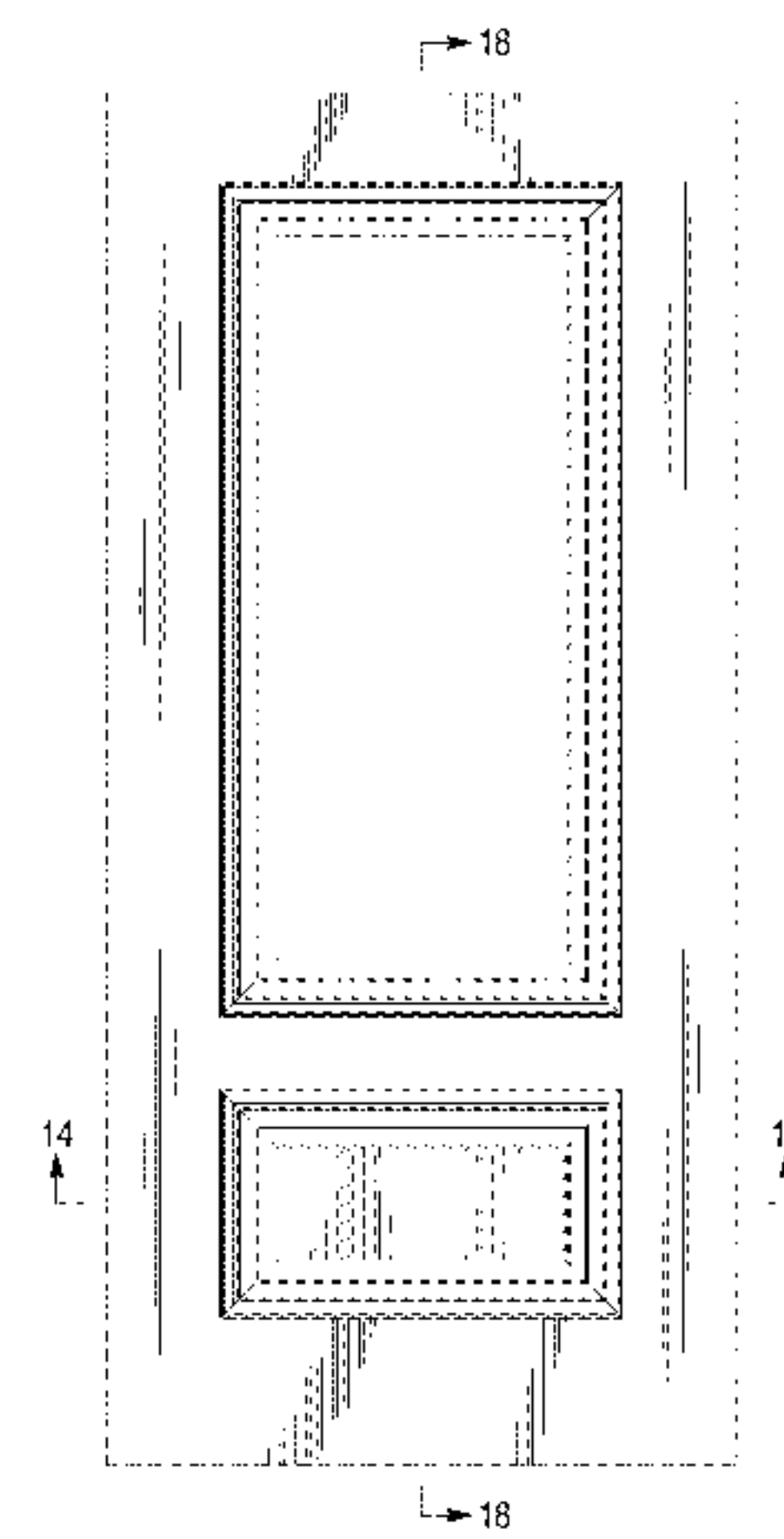
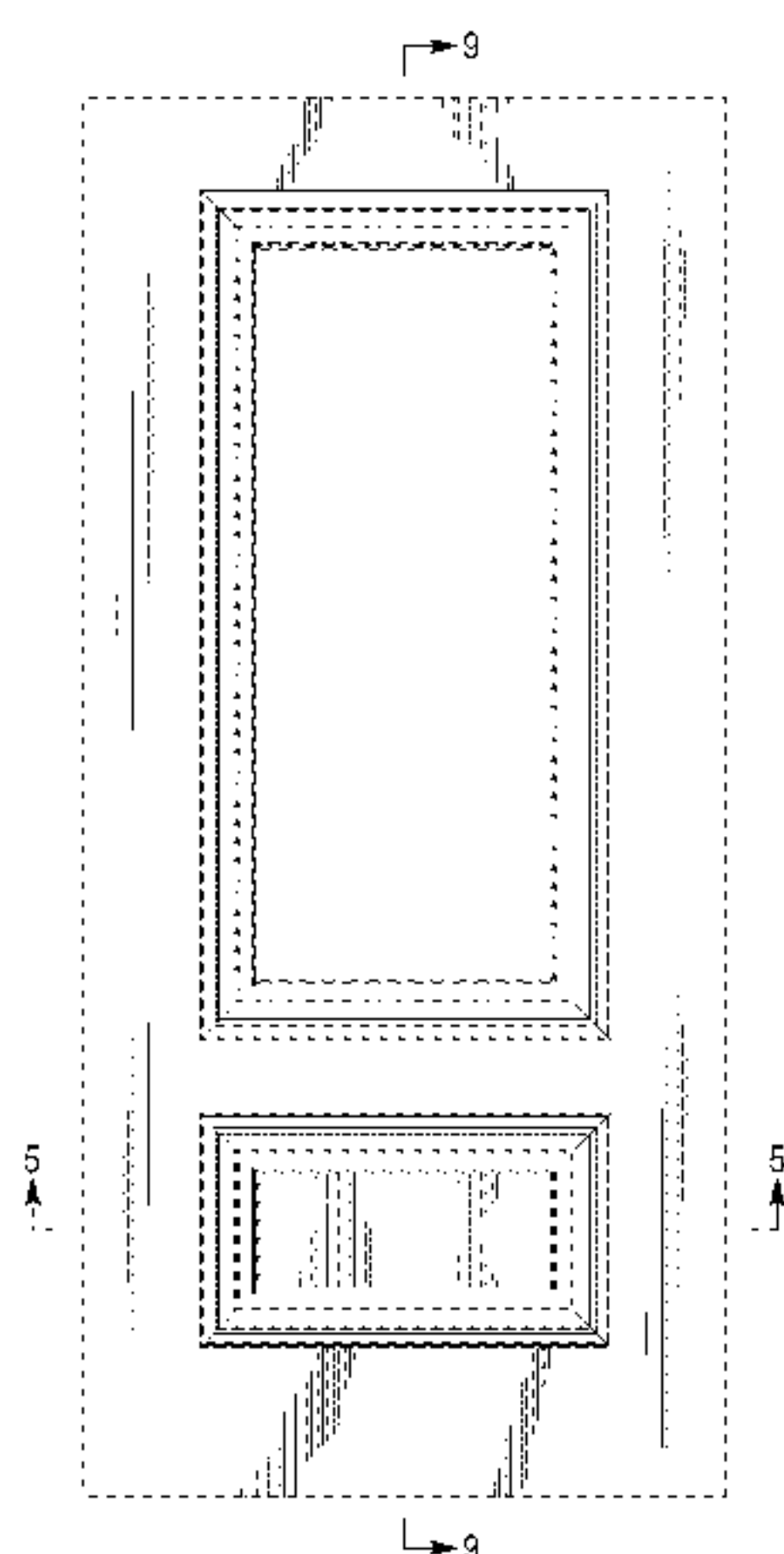
(56) **References Cited**

U.S. PATENT DOCUMENTS

1,466,650 A 8/1923 Peterson
1,570,310 A 1/1926 Ljungberg et al.
5,012,616 A 5/1991 Martin

(Continued)

1 Claim, 10 Drawing Sheets



US D852,983 S

Page 2

Related U.S. Application Data

a division of application No. 29/369,727, filed on Sep. 13, 2010, now Pat. No. Des. 660,979.

(56)

References Cited

U.S. PATENT DOCUMENTS

5,016,414 A 5/1991 Wang
D468,027 S 12/2002 Jimenez et al.
D470,242 S 2/2003 Reithmeyer et al.
D478,387 S 8/2003 Balthazor et al.
6,619,010 B2 9/2003 Wang
D495,061 S 8/2004 Lynch et al.
7,022,414 B2 4/2006 Davina et al.
D541,947 S 5/2007 Schafemak et al.
D557,427 S 12/2007 Turner et al.
D607,121 S 12/2009 Davina et al.
D607,122 S * 12/2009 Davina D25/48.3

D611,614 S 3/2010 Walsh et al.
D615,214 S 5/2010 Lynch et al.
7,832,167 B2 * 11/2010 Salerno E06B 5/10
52/204.53
D640,391 S * 6/2011 Walsh D25/48.3
D640,392 S * 6/2011 Walsh D25/38.1
D652,948 S * 1/2012 Walsh D25/48.3
D655,020 S * 2/2012 Walsh D25/48.3
D660,979 S * 5/2012 Walsh D25/48.3
D670,002 S * 10/2012 Walsh D25/48.3
D687,165 S * 7/2013 Walsh D25/48.3
D690,830 S * 10/2013 Walsh D25/48.3
D696,422 S * 12/2013 Walsh D25/48.3
D735,887 S * 8/2015 Walsh D25/48.3
D754,877 S * 4/2016 Walsh D25/48.3
D797,310 S * 9/2017 Gouge D25/48.3
D803,417 S * 11/2017 Walsh D25/48.3
2013/0283716 A1 * 10/2013 Cai E04C 2/26
52/455

* cited by examiner

FIG. 1

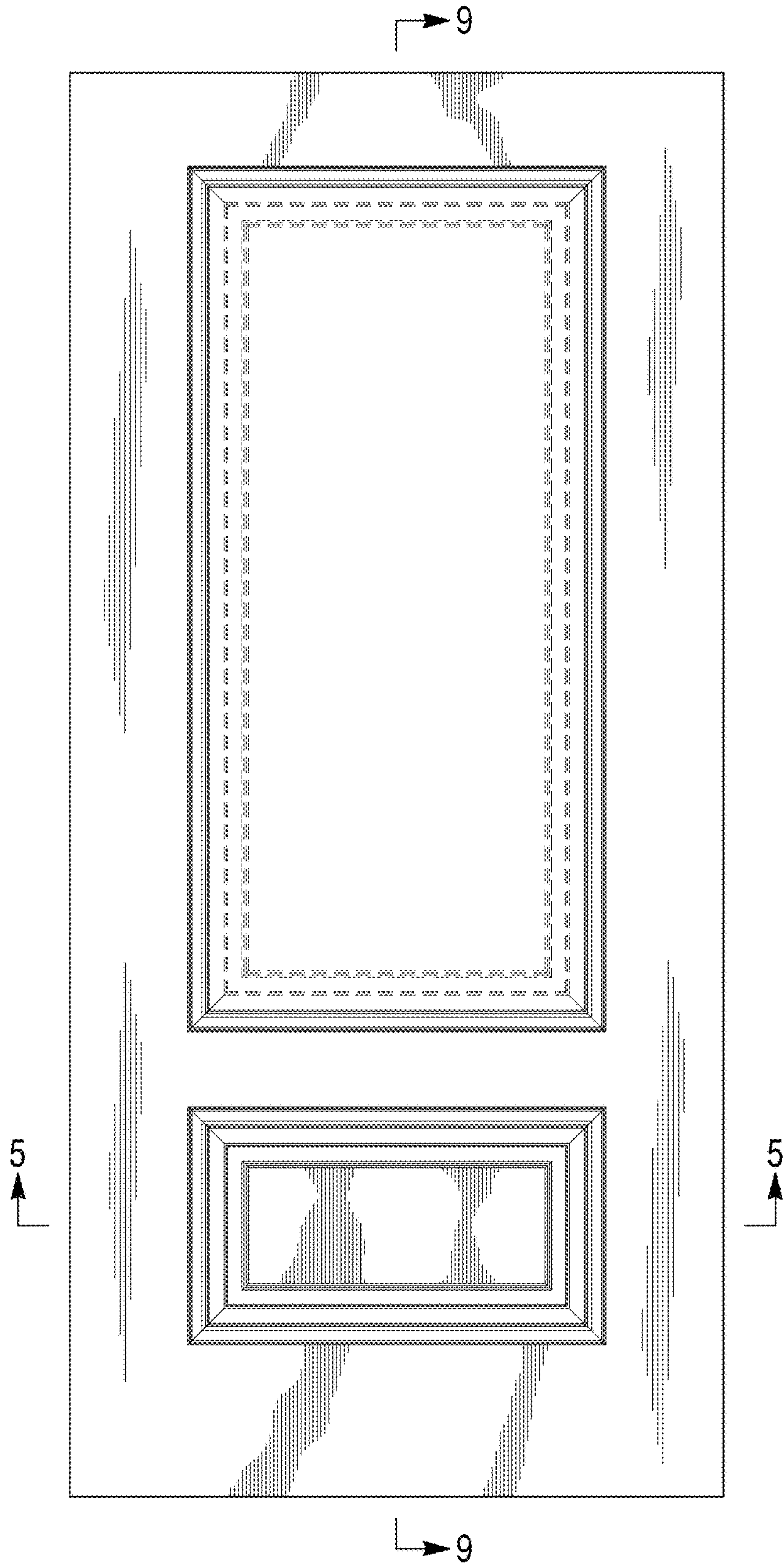


FIG. 2

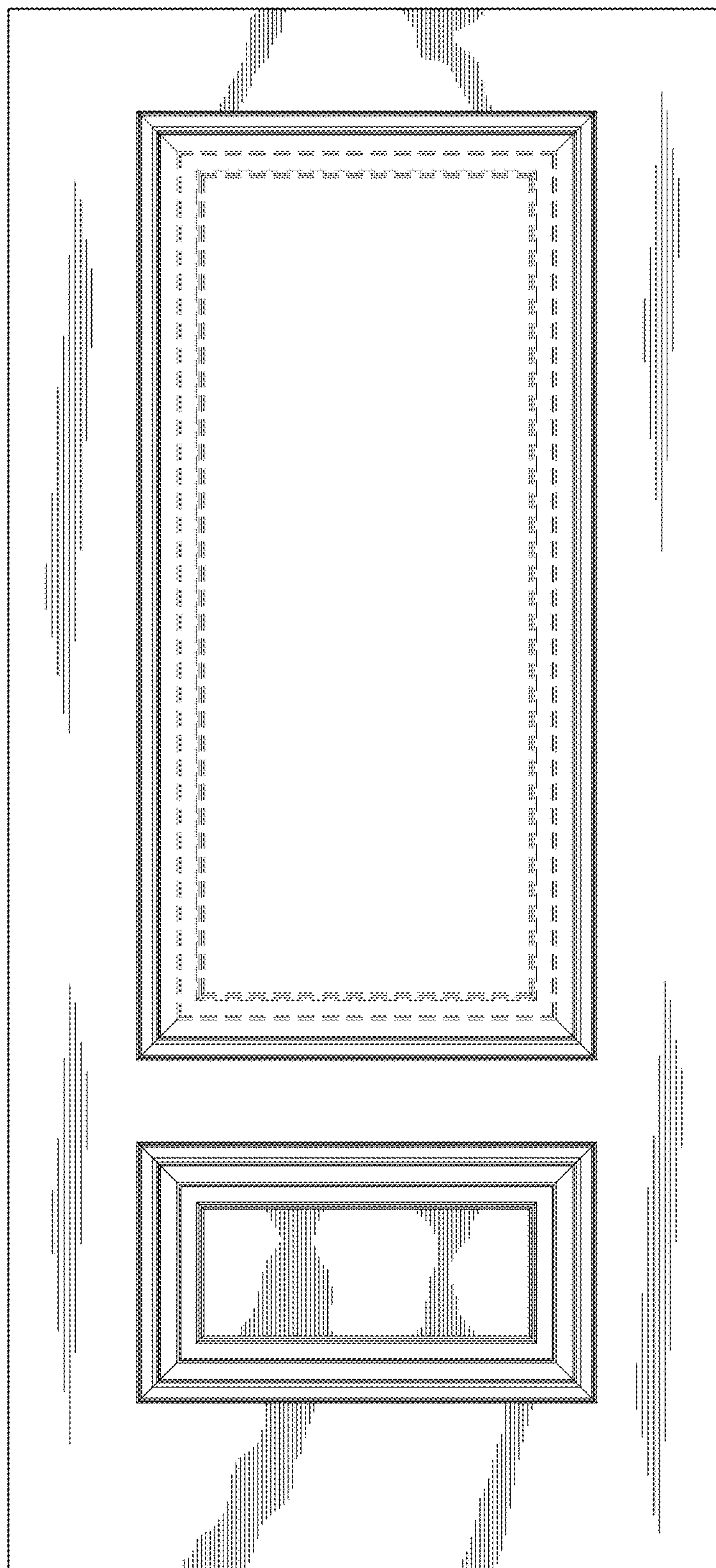


FIG. 3

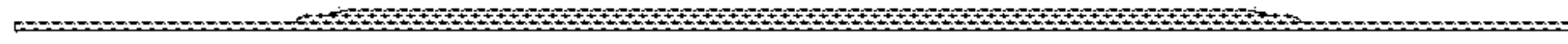


FIG. 4

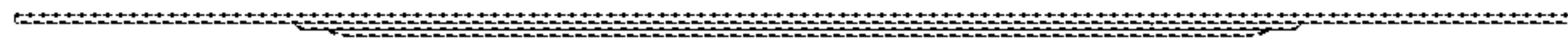
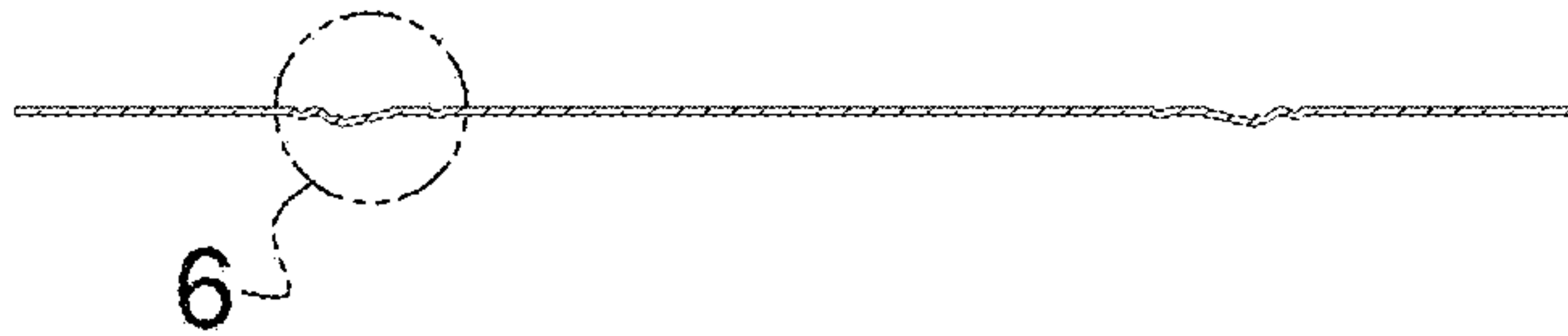


FIG. 5



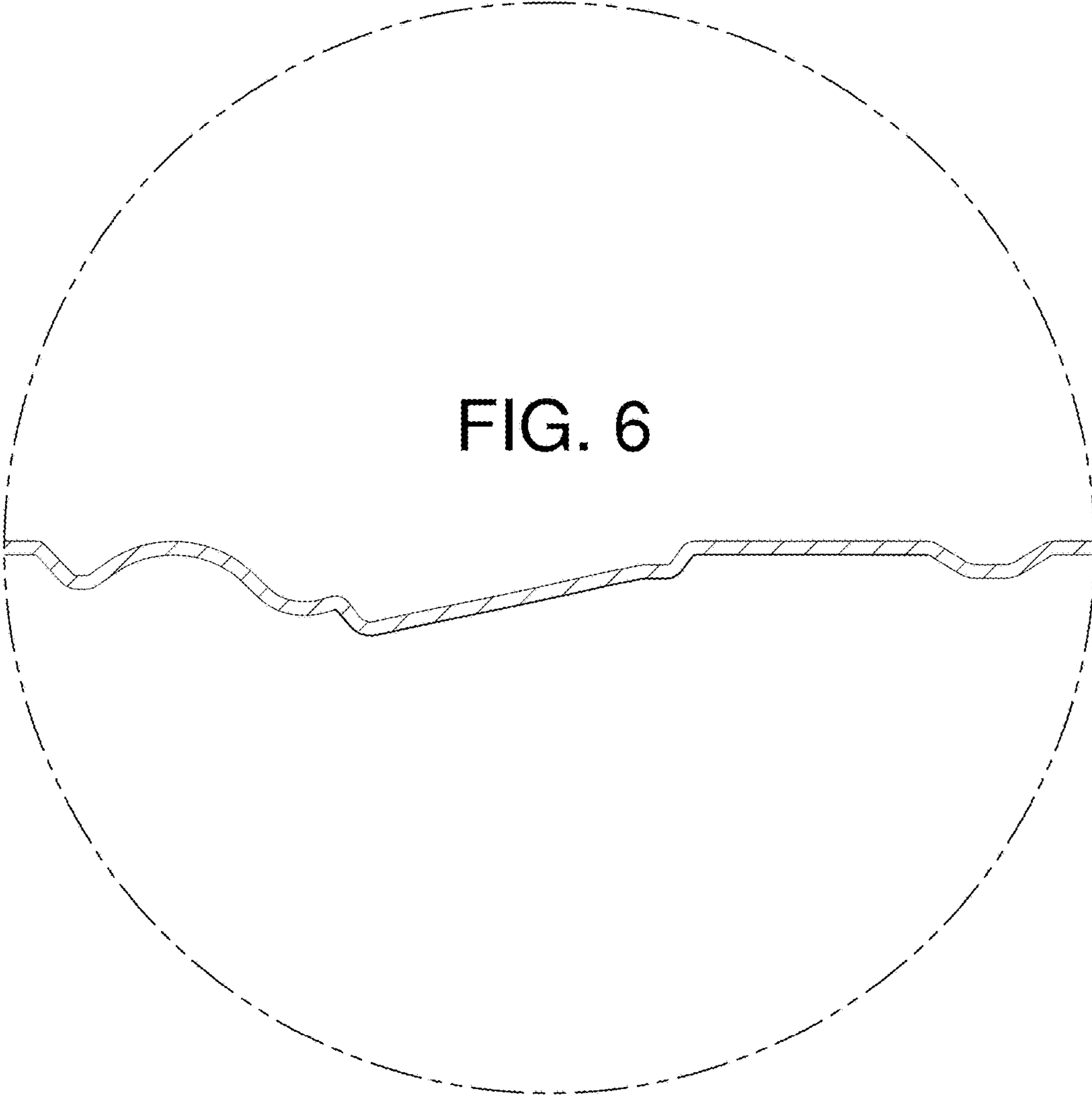


FIG. 7



FIG. 8

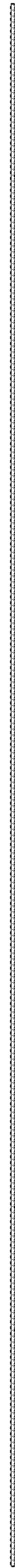


FIG. 9

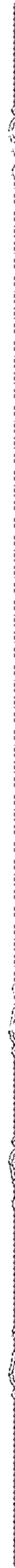


FIG. 10

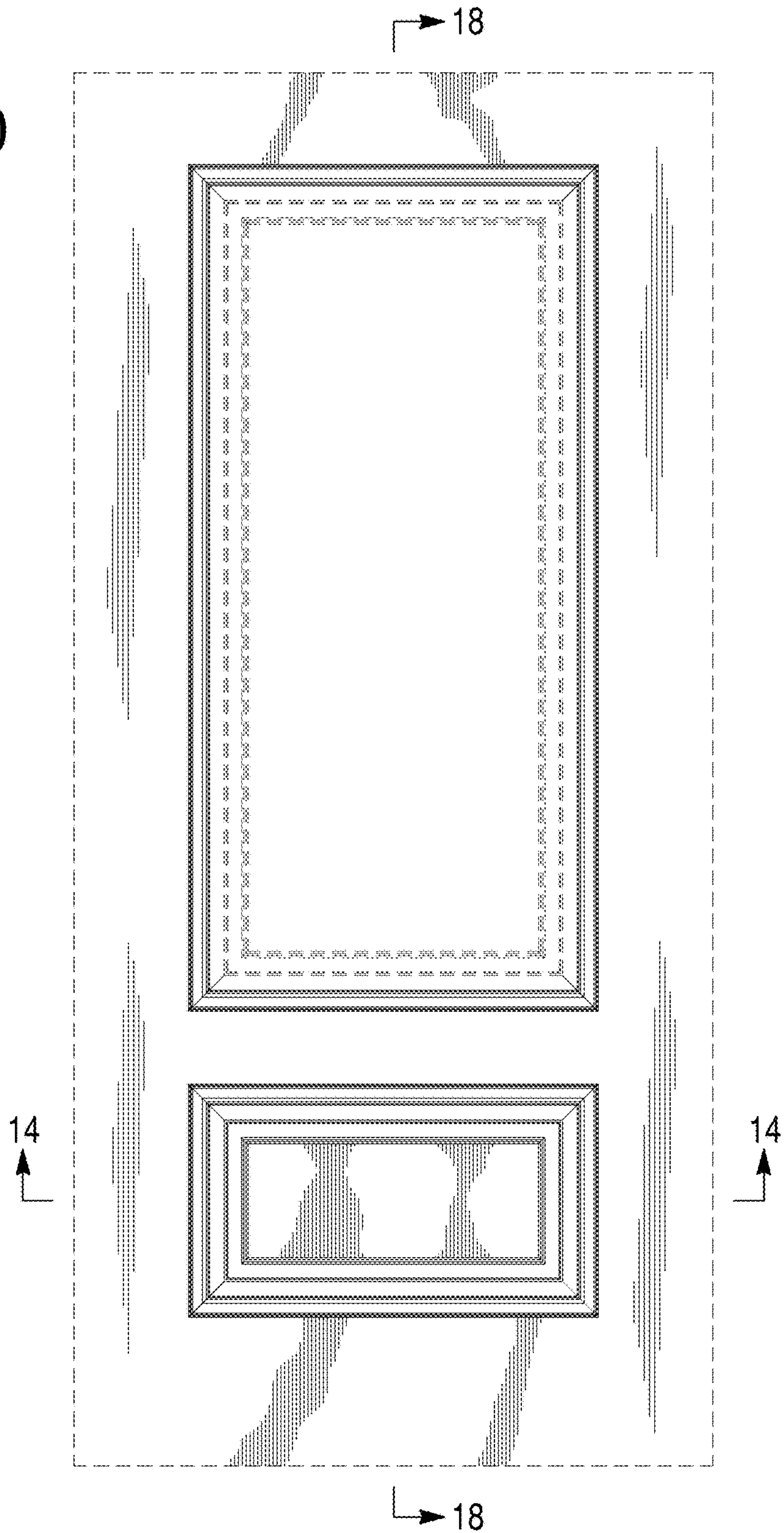


FIG. 11

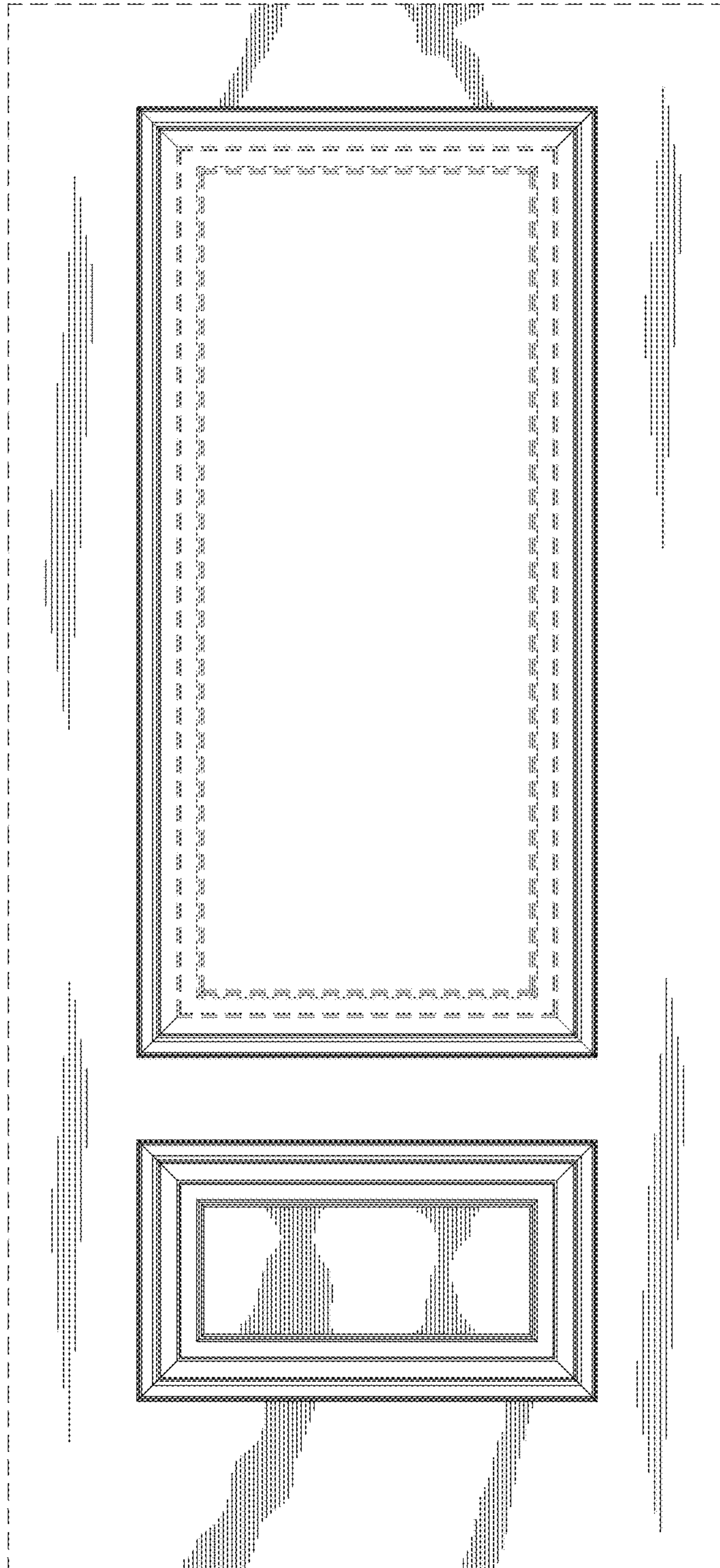


FIG. 12




FIG. 13

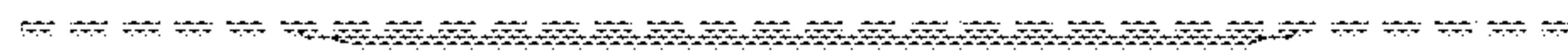



FIG. 14



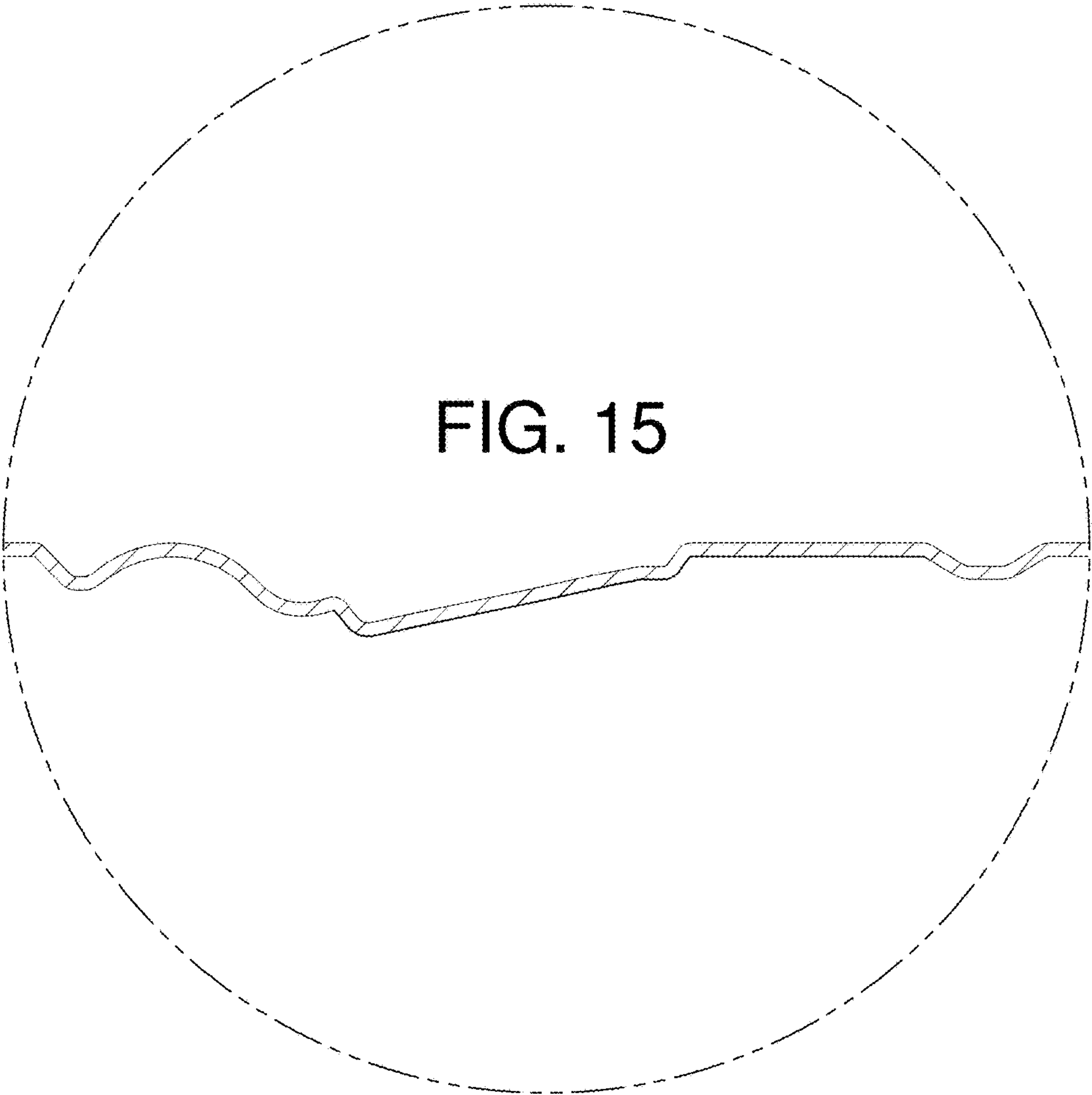


FIG. 16



FIG. 17

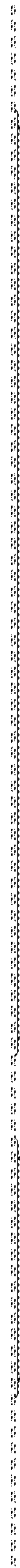


FIG. 18

