



US00D852974S

(12) **United States Design Patent** (10) **Patent No.:** **US D852,974 S**
Lee (45) **Date of Patent:** **** Jul. 2, 2019**

(54) **APPARATUS FOR MASSAGE**
(71) Applicant: **Happyroom Co., Ltd.**, Wonju (KR)
(72) Inventor: **Hoyoun Lee**, Gunpo (KR)
(73) Assignee: **HAPPYROOM CO., LTD.**, Wonju (KR)
(**) Term: **15 Years**
(21) Appl. No.: **29/618,337**
(22) Filed: **Sep. 20, 2017**
(51) **LOC (11) Cl.** **28-03**
(52) **U.S. Cl.**
USPC **D24/215**
(58) **Field of Classification Search**
USPC 601/15, 18, 19, 46, 47, 48, 52, 99, 112, 601/113, 118, 122, 125, 129, 134, 135, 601/137, DIG. 13-DIG. 17; D24/133, D24/190, 191, 200, 211, 212, 213, 214, D24/215
CPC A61H 19/50; A61H 2201/165; A61H 2205/087; A61H 23/0254; A61H 7/007
See application file for complete search history.

(56) **References Cited**
U.S. PATENT DOCUMENTS

D337,826 S * 7/1993 Iverson D24/206
5,470,304 A * 11/1995 Decanto A61H 7/001
601/134
5,526,803 A * 6/1996 Kelly A61F 5/41
600/39
5,545,456 A * 8/1996 Suida A47K 7/022
601/118
D389,584 S * 1/1998 Leventhal D24/200
D389,585 S * 1/1998 Leventhal D24/200
D427,316 S * 6/2000 Ruscitti D24/200
6,238,413 B1 * 5/2001 Wexler A61F 5/30
601/132
6,554,787 B1 * 4/2003 Griffin A61F 7/02
602/17

6,849,055 B1 * 2/2005 Williams A47K 7/022
601/137
D518,895 S * 4/2006 Weaver, II D24/190
D592,310 S * 5/2009 Leatt D24/191
D605,300 S * 12/2009 Mazzarolo D24/191
D609,818 S * 2/2010 Tsang D24/215
D625,427 S * 10/2010 Lee D24/214
D635,268 S * 3/2011 Sagnip D24/191
D649,655 S * 11/2011 Petersen D24/215
D674,501 S * 1/2013 Petersen D24/215
D677,797 S * 3/2013 Godfrey D24/200
D693,016 S * 11/2013 Ma D24/215
D698,031 S * 1/2014 Viner D24/200
D703,827 S * 4/2014 Lee D24/215
D735,876 S * 8/2015 Wolff D24/215
D750,794 S * 3/2016 Guarraia D24/200

(Continued)

OTHER PUBLICATIONS

Amazon, "Deep Tissue 3D Kneading Shiatsu", Jan. 18, 2015. https://www.amazon.com/FIVE-FS8801-Kneading-Shoulder-Massager/dp/B0002I40SE/ref=cm_cr_arp_d_product_top?ie=UTF8. Shown on p. 1. (Year: 2015).*

Primary Examiner — Cynthia Ramirez
Assistant Examiner — Michael A Maharajh

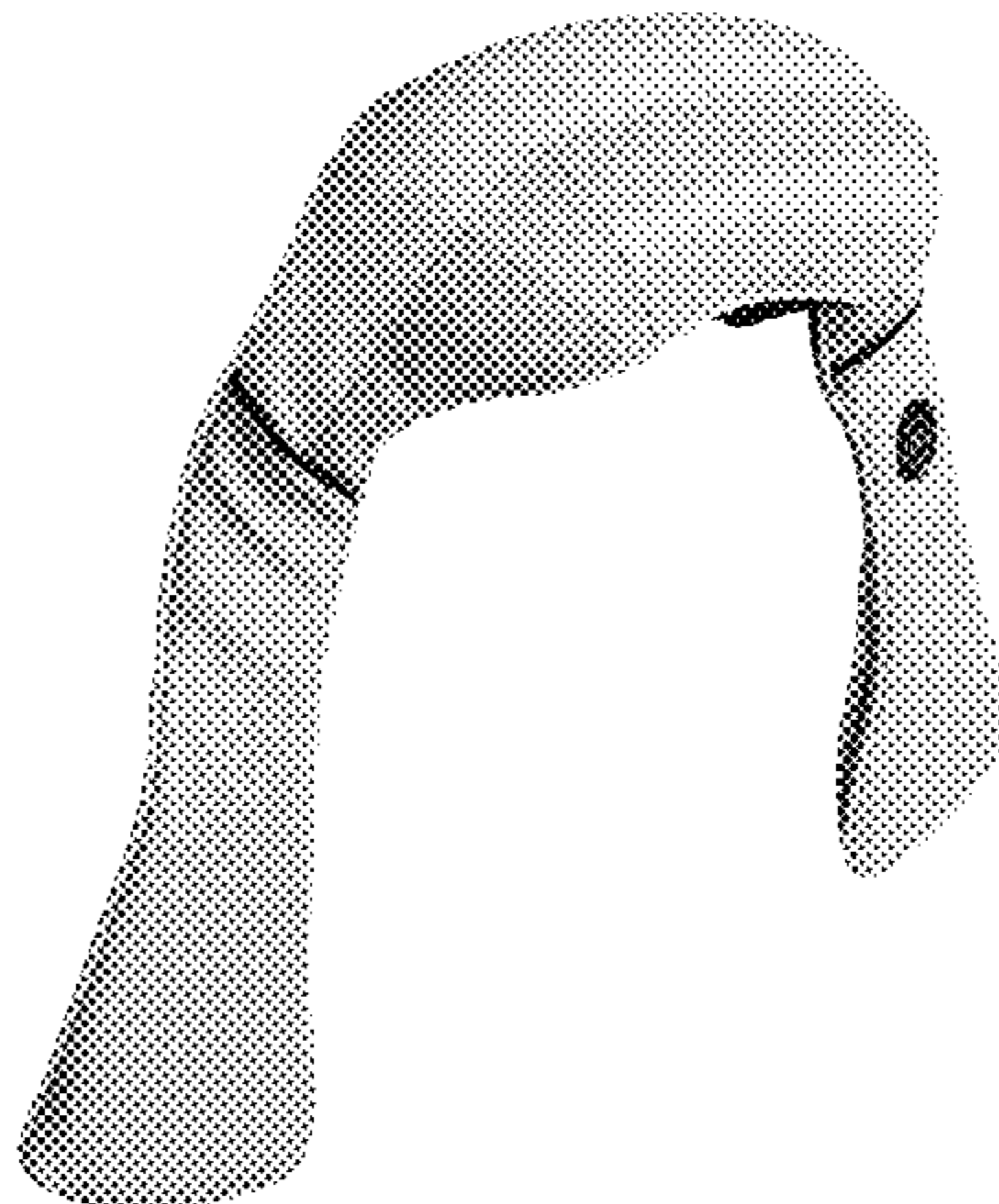
(57) **CLAIM**

The ornamental design for an apparatus for massage, as shown and described.

DESCRIPTION

FIG. 1 is a perspective view of an apparatus for massage showing my new design;
FIG. 2 is a front elevational view thereof;
FIG. 3 is a rear elevational view thereof;
FIG. 4 is a left side elevational view thereof;
FIG. 5 is a right side elevational view thereof;
FIG. 6 is a top plan view thereof; and,
FIG. 7 is a bottom plan view thereof.

1 Claim, 6 Drawing Sheets



(56)

References Cited

U.S. PATENT DOCUMENTS

D751,214 S *	3/2016	Guarraia	D24/200
D751,722 S *	3/2016	Guarraia	D24/200
D769,453 S *	10/2016	Ma	D24/215
D793,571 S *	8/2017	Iurchenko	D24/215
D812,238 S *	3/2018	Ho	D24/200
D816,858 S *	5/2018	Gan	D24/215
D817,508 S *	5/2018	Gan	D24/215
D818,596 S *	5/2018	Zheng	D24/200
D822,840 S *	7/2018	Campdera Lozano	D24/200
D831,836 S *	10/2018	Campdera Lozano	D24/200
D833,024 S *	11/2018	Chang	D24/190
D833,629 S *	11/2018	Chang	D24/190

* cited by examiner



Figure 1



Figure 2



Figure 3

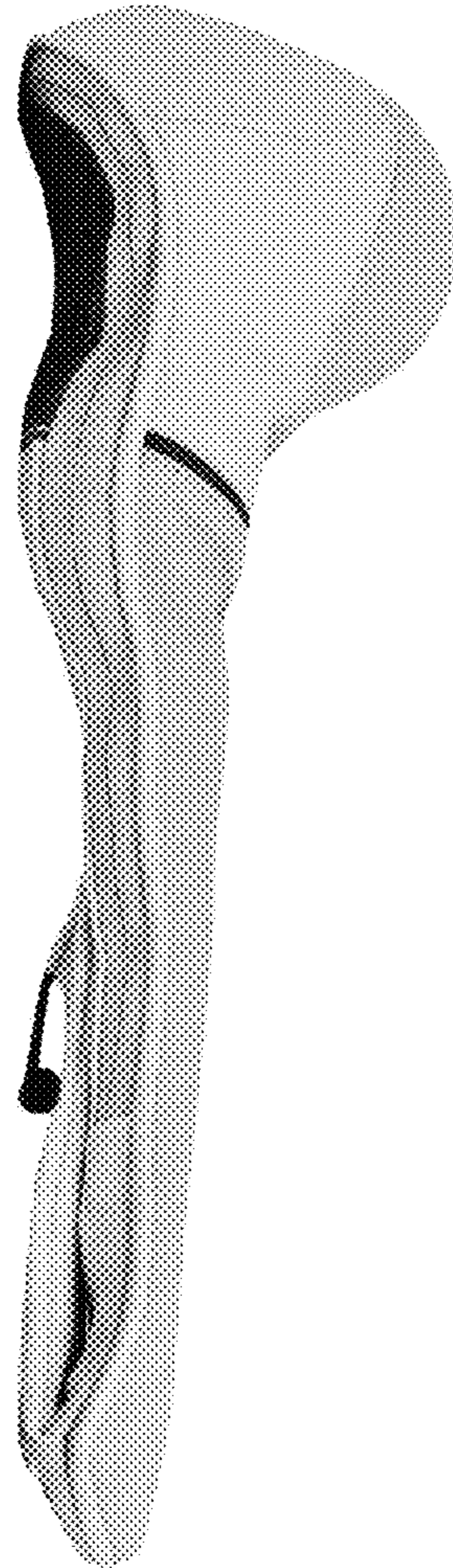


Figure 4

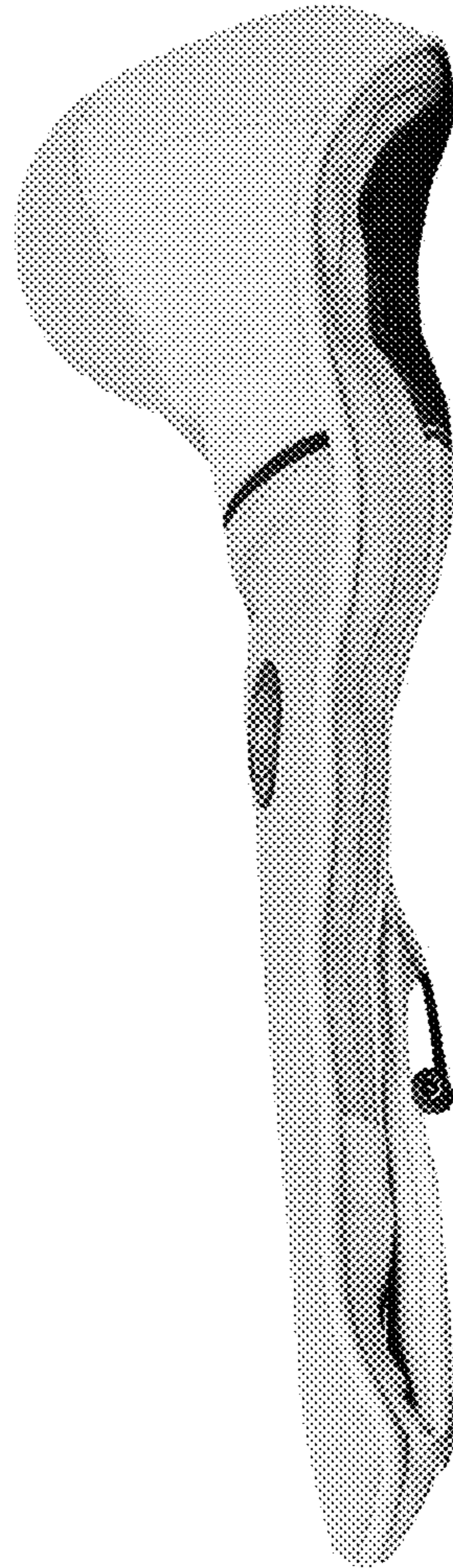


Figure 5




Figure 6




Figure 7