



US00D852973S

(12) **United States Design Patent** (10) **Patent No.:** **US D852,973 S**
Yueh (45) **Date of Patent:** **** Jul. 2, 2019**

- (54) **MESSAGE DEVICE**
- (71) Applicants: **Oivita Creative Co., Ltd.**, Taipei (TW); **Chao-Yu Yueh**, Taipei (TW)
- (72) Inventor: **Chao-Yu Yueh**, Taipei (TW)
- (73) Assignees: **OIVITA CREATIVE CO., LTD.**, Taipei (TW); **Chao-Yu Yueh**, Taipei (TW)
- (**) Term: **15 Years**
- (21) Appl. No.: **29/606,970**
- (22) Filed: **Jun. 9, 2017**
- (51) **LOC (11) Cl.** **28-03**
- (52) **U.S. Cl.**
USPC **D24/215**
- (58) **Field of Classification Search**
USPC .. 601/15, 18, 19, 27, 28-32, 46, 47, 48, 52, 601/72, 99, 112, 113, 118, 135, 137, 601/DIG. 12, DIG. 14, DIG. 15, DIG. 16, 601/DIG. 17; D24/200, 211, 212, 213, D24/214, 215; D30/160; 600/38
CPC A61H 15/0092; A61H 19/34; A61H 19/40; A61H 19/44; A61H 19/50; A61H 7/004
See application file for complete search history.

- 7,749,178 B2 * 7/2010 Imboden A61H 19/00 601/15
 - D633,625 S * 3/2011 Maderazzo D24/200
 - D637,308 S * 5/2011 Imboden D24/215
 - D673,687 S * 1/2013 Zeng D24/215
 - D674,109 S * 1/2013 Sedic D24/215
- (Continued)

OTHER PUBLICATIONS

Message Device, www.orbit.com. Chinese Patent Application. RGN 304377140. (Year: 2017).*

Primary Examiner — Cynthia Ramirez
Assistant Examiner — Michael A Maharajh
(74) *Attorney, Agent, or Firm* — McClure, Qualey & Rodack, LLP

(57) **CLAIM**

The ornamental design for a massage device, substantially as shown and described.

DESCRIPTION

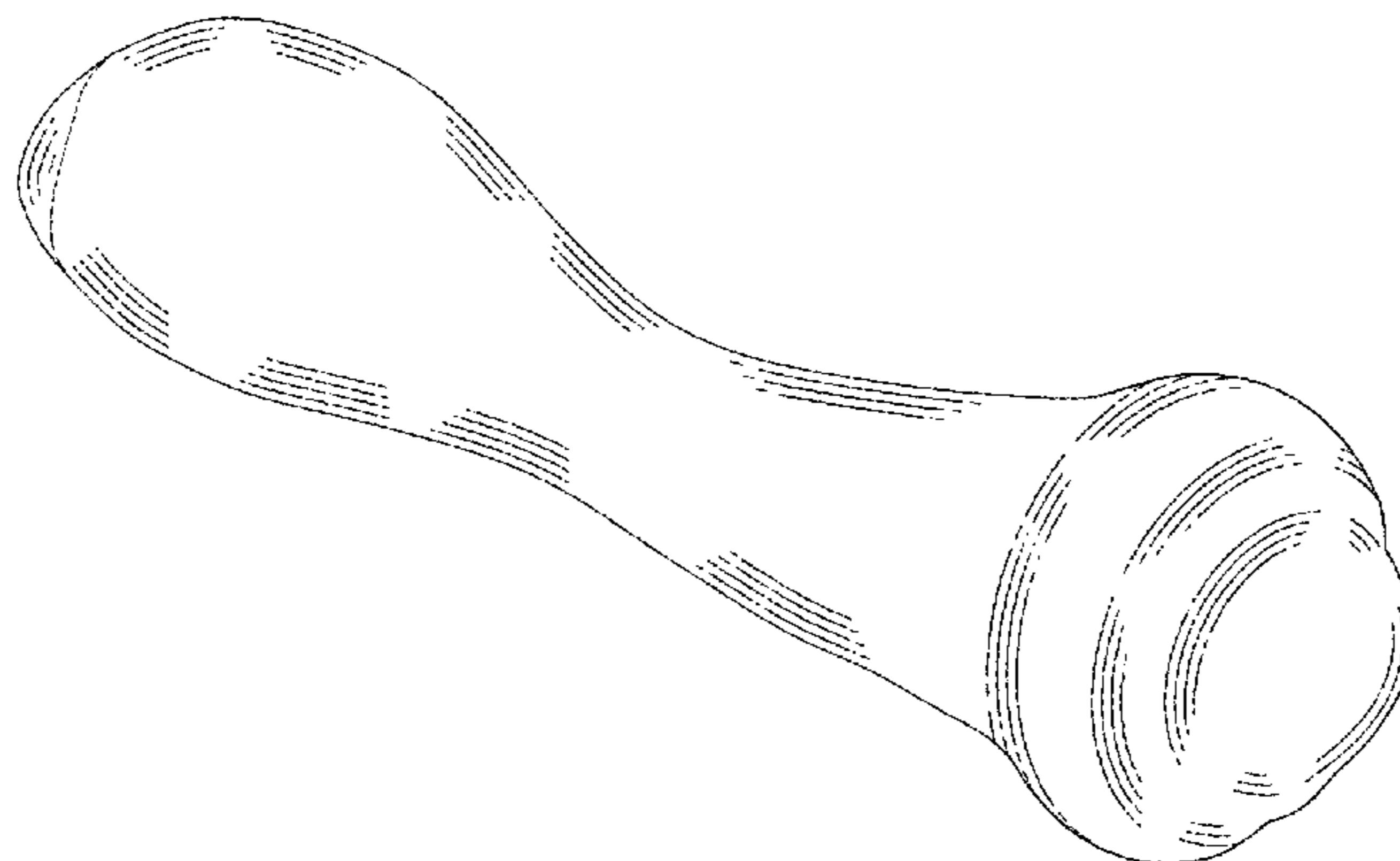
FIG. 1 is a perspective view of a massage device in accordance with the present design.
FIG. 2 is a front view for the massage device shown in FIG. 1.
FIG. 3 is a rear view for the massage device shown in FIG. 1.
FIG. 4 is a right side view for the massage device shown in FIG. 1.
FIG. 5 is a left side view for the massage device shown in FIG. 1.
FIG. 6 is a top plan view for the massage device shown in FIG. 1; and,
FIG. 7 is a bottom plan view for the massage device shown in FIG. 1.
The broken lines in the drawings are for the purpose of illustrating portions of the massage device, which form no part of the claimed design

1 Claim, 4 Drawing Sheets

(56) **References Cited**

U.S. PATENT DOCUMENTS

- D125,046 S * 2/1941 Ballentine D24/214
- D143,924 S * 2/1946 McFadden D24/214
- D234,724 S * 4/1975 Tavel D24/214
- D272,945 S * 3/1984 Suhel D24/214
- D338,070 S * 8/1993 Lam D24/214
- 6,458,073 B1 * 10/2002 Bonthuys A61F 5/41 600/38
- D510,628 S * 10/2005 Talbot D24/214
- 7,211,059 B2 * 5/2007 Takashima A61H 21/00 601/135
- D600,357 S * 9/2009 Chaput D24/214
- D612,510 S * 3/2010 Byle D24/210



(56)

References Cited

U.S. PATENT DOCUMENTS

D758,600 S * 6/2016 Matsushita D24/200
 D768,308 S * 10/2016 Hetzel D24/214
 D772,419 S * 11/2016 Courtion D24/200
 D772,422 S * 11/2016 Sedic D24/215
 D773,061 S * 11/2016 Loebel D24/200
 D773,065 S * 11/2016 Driscoll D24/215
 2004/0158182 A1* 8/2004 Takashima A61H 21/00
 601/135
 2004/0158183 A1* 8/2004 Takashima A61H 21/00
 601/135
 2008/0154161 A1* 6/2008 Abbott A61H 15/0092
 601/113
 2011/0040142 A1* 2/2011 Eum A61F 5/41
 600/38
 2011/0270032 A1* 11/2011 Smith A61F 5/41
 600/38

2012/0065555 A1* 3/2012 Chae A61H 23/0263
 601/18
 2012/0136289 A1* 5/2012 McGann A61H 23/0263
 601/78
 2013/0116501 A1* 5/2013 Lee A61H 19/44
 600/38
 2014/0309489 A1* 10/2014 Fernandez A61F 6/04
 600/38
 2015/0148592 A1* 5/2015 Kanbar A61H 19/34
 600/38
 2016/0008218 A1* 1/2016 Murison A61H 19/34
 601/46
 2016/0015596 A1* 1/2016 Murison A61H 23/0263
 600/38
 2016/0045392 A1* 2/2016 Massey A61H 23/02
 601/46
 2016/0354277 A1* 12/2016 Fima A61H 19/44
 2017/0224580 A1* 8/2017 Yueh A61H 19/44
 2017/0326022 A1* 11/2017 Fima A61H 19/44

* cited by examiner

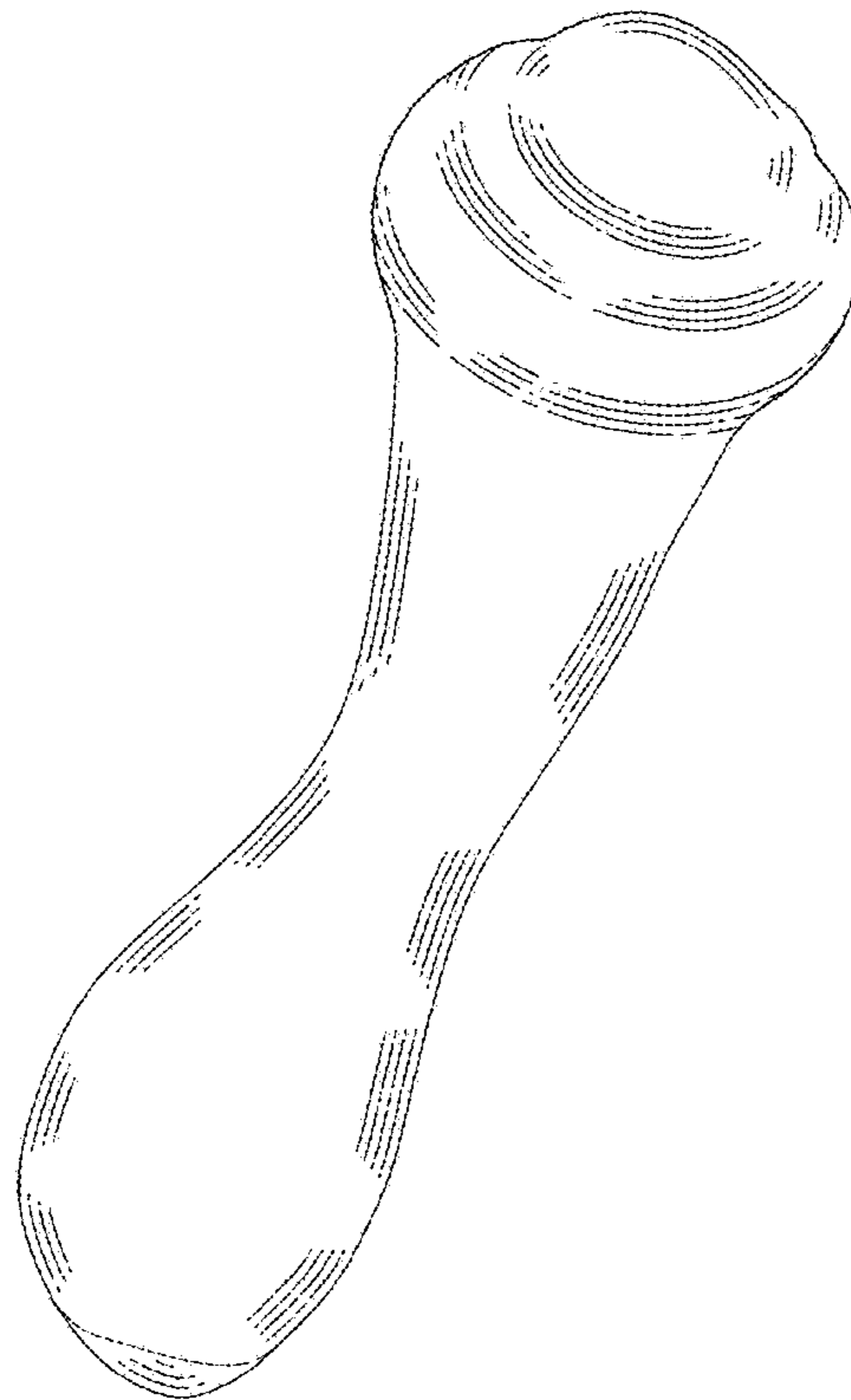


FIG. 1

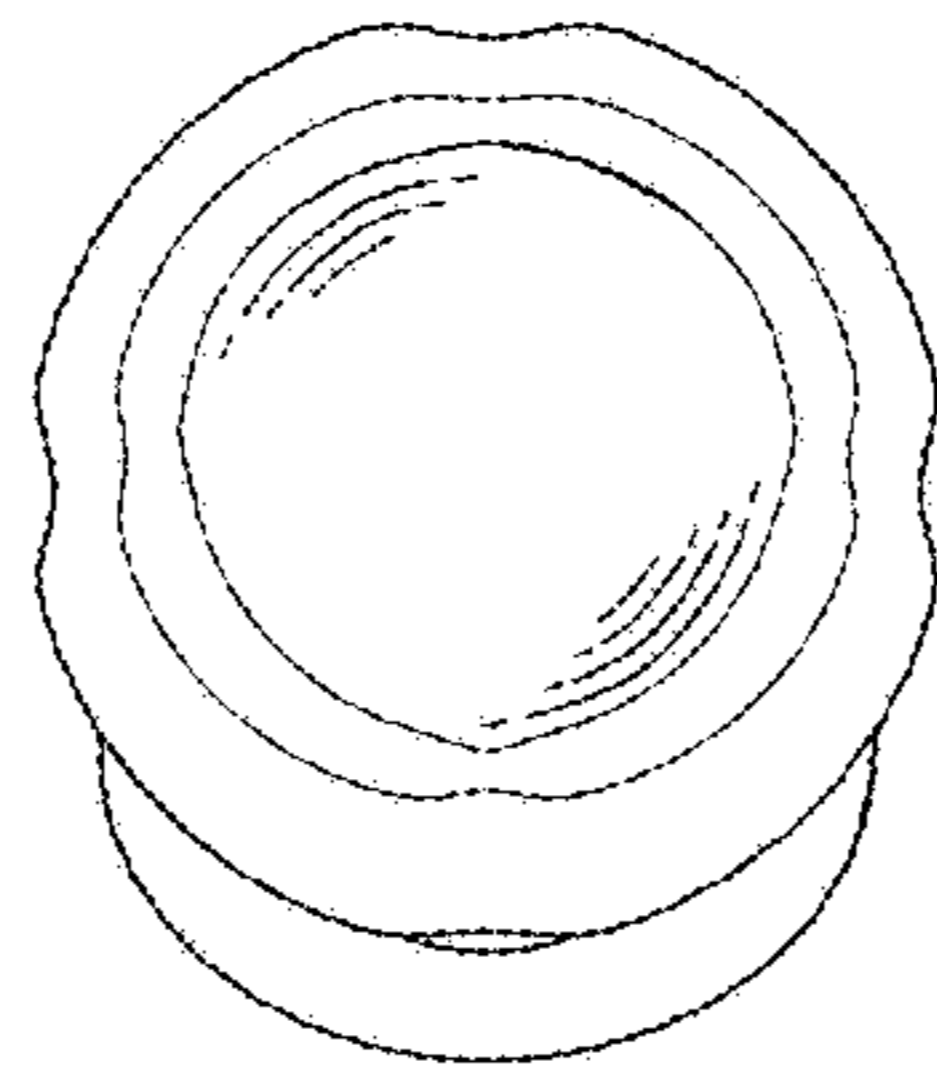


FIG. 2

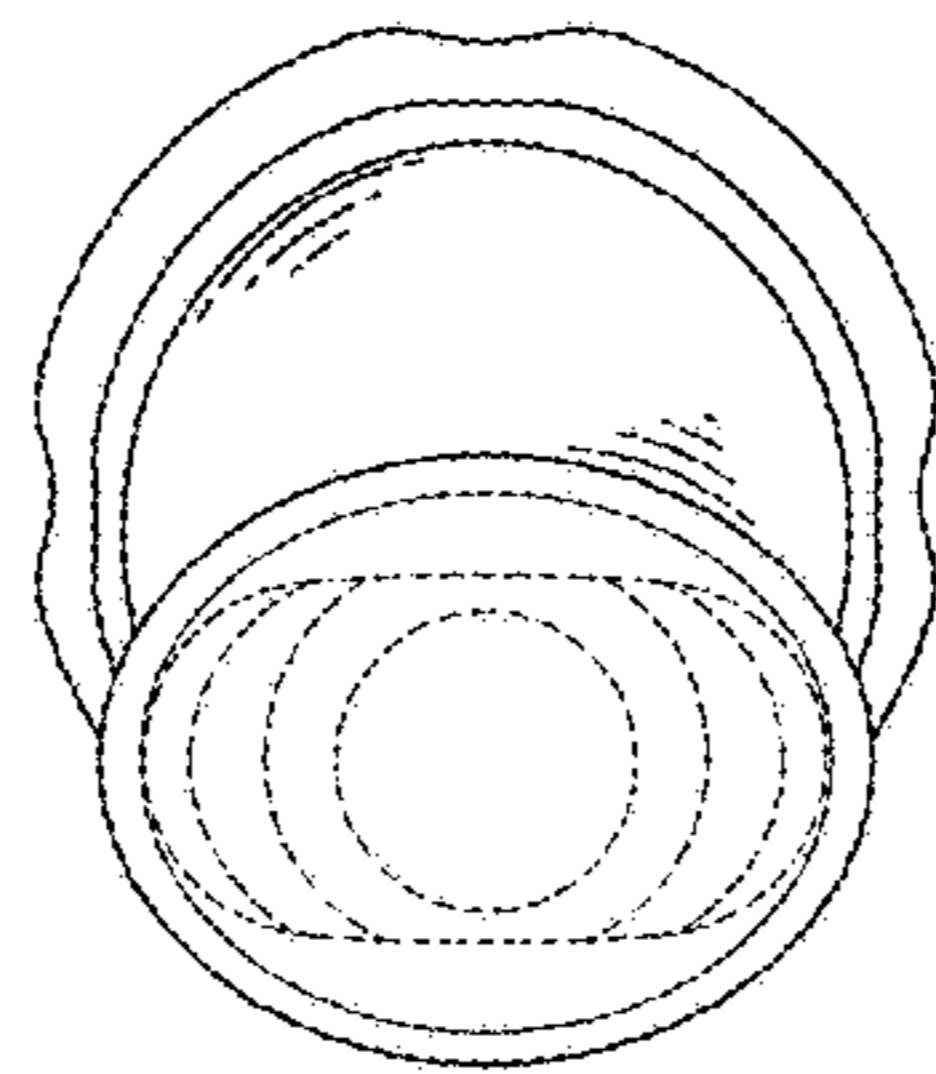


FIG. 3

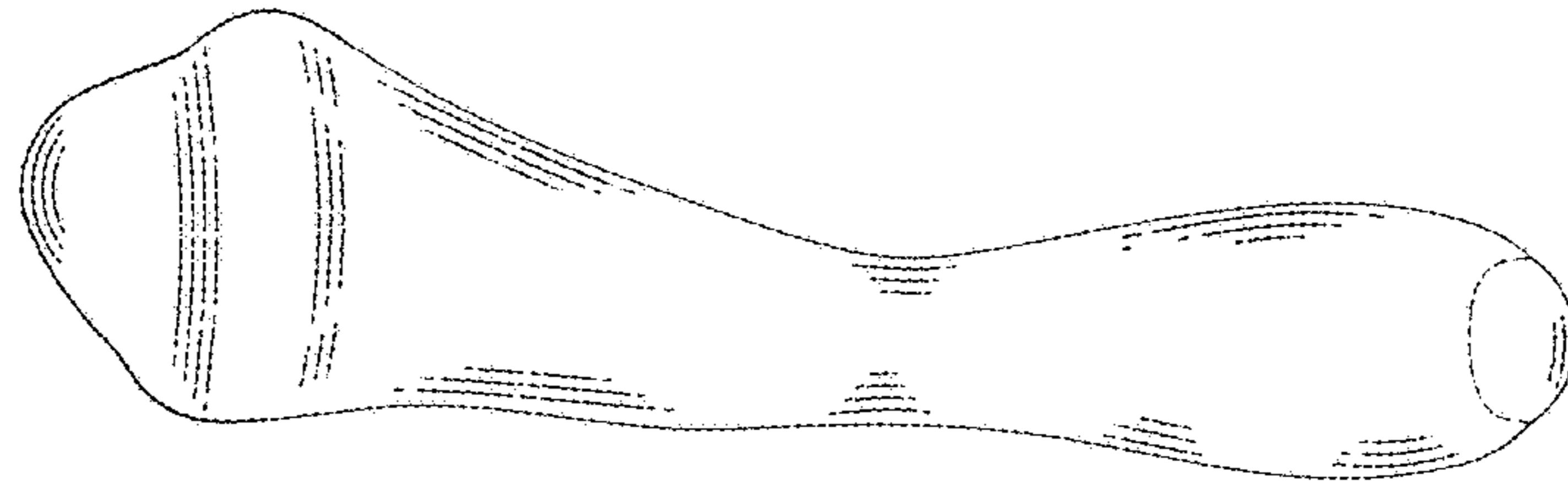


FIG. 4

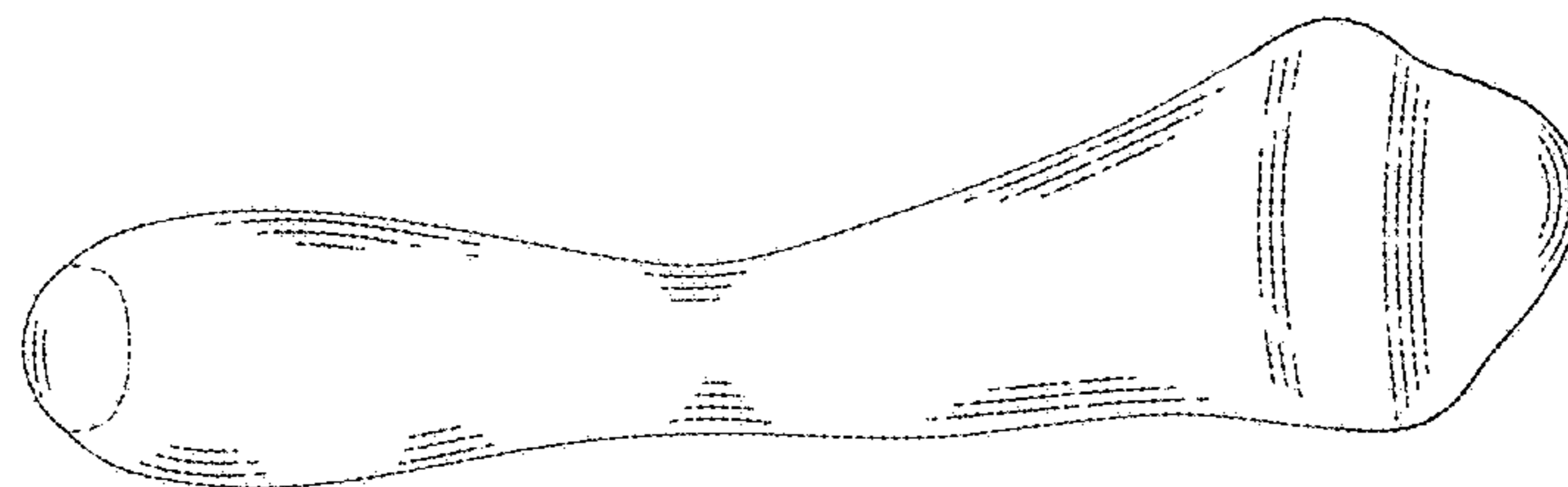


FIG. 5

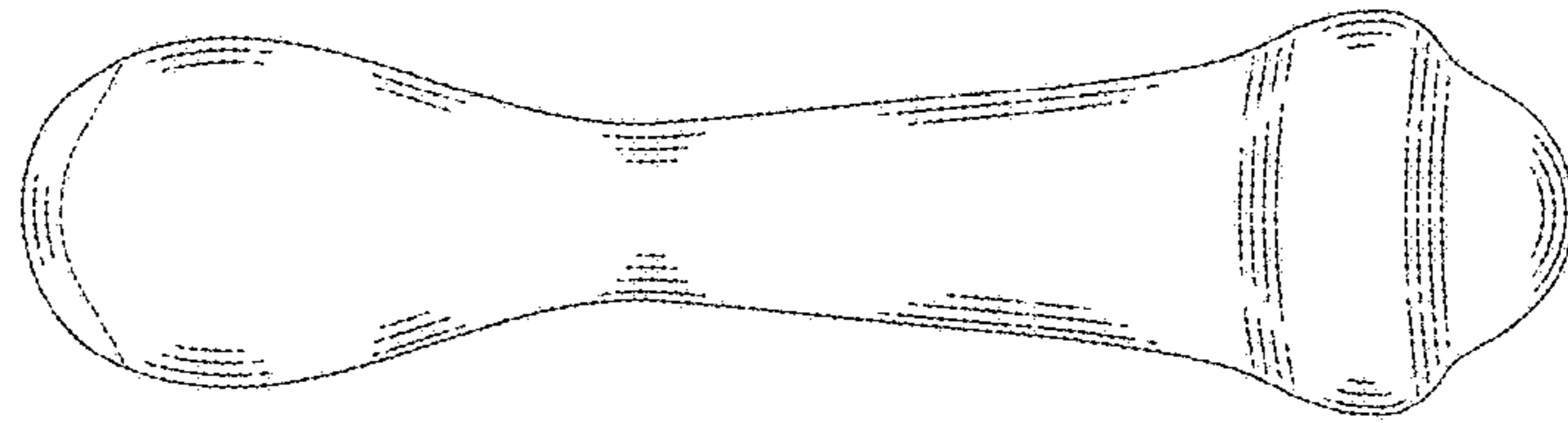


FIG. 6

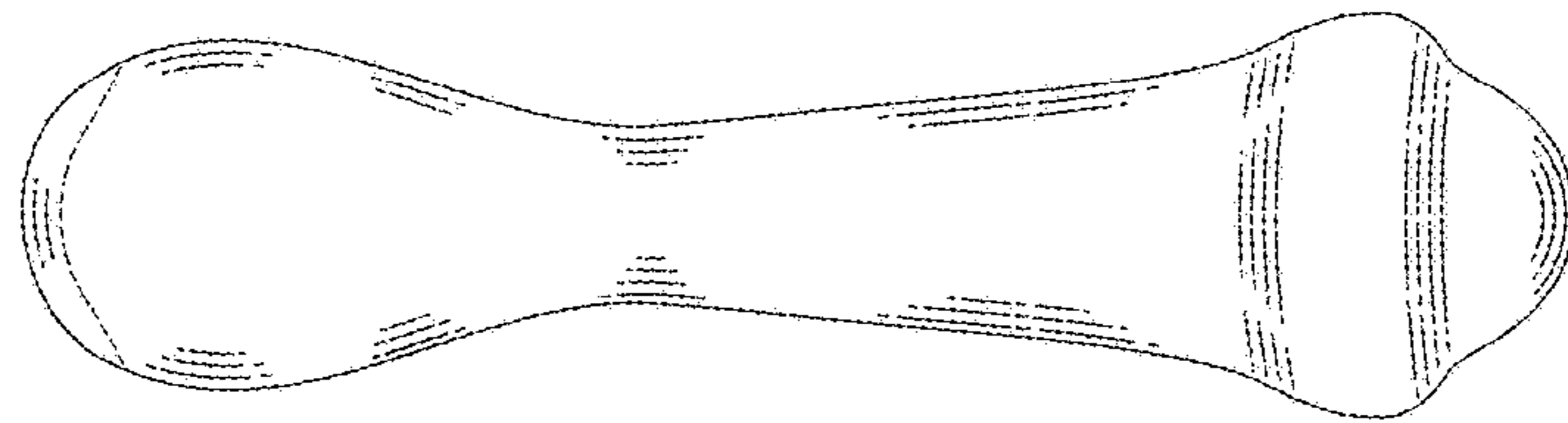


FIG. 7