



US00D852969S

(12) **United States Design Patent** (10) **Patent No.:** **US D852,969 S**  
**Bobey et al.** (45) **Date of Patent:** **\*\* Jul. 2, 2019**

(54) **PERCUSSIVE HIGH FREQUENCY CHEST WALL OSCILLATION SYSTEM**

5,235,967 A 8/1993 Arbisi et al.  
D456,591 S 5/2002 Hansen  
D461,897 S 8/2002 Hansen  
D469,876 S 2/2003 Hansen et al.  
D478,989 S 8/2003 Hansen et al.

(71) Applicant: **HILL-ROM SERVICES PTE. LTD.**,  
Singapore (SG)

(Continued)

(72) Inventors: **John A. Bobey**, Daniel Island, SC  
(US); **Harold M. Cabral**, Singapore  
(SG); **Deny D. Barilea**, Singapore  
(SG); **Suresha Venkataraya**, Singapore  
(SG); **Wei T. Tan**, Singapore (SG);  
**Clementine Pirio**, Nantes (FR); **Dirk  
Tjepkema**, Enschede (NL); **Sytze A.  
Spijksma**, Haaksbergen (NL); **Petrus J.  
van den Oever**, Rosmalen (NL)

**OTHER PUBLICATIONS**

Hodsden, Suzanne, "Hill-Rom Unveils Mobile, Connected Airway Clearance System for Patients on the Move" May 2, 2017, [online], [site visited Jun. 14, 2018]. Retrieved from Internet: <URL: https://www.meddeviceonline.com/doc/hill-rom-unveils-mobile-connected-airway-clearance-system-for-patients-on-the-move-0001>.\*

(Continued)

(73) Assignee: **HILL-ROM SERVICES PTE. LTD.**,  
Singapore (SG)

*Primary Examiner* — Wan Laymon

(\*\*) Term: **15 Years**

(74) *Attorney, Agent, or Firm* — Barnes & Thornburg  
LLP

(21) Appl. No.: **29/594,771**

(57) **CLAIM**

(22) Filed: **Feb. 22, 2017**

The ornamental design for a percussive high frequency chest wall oscillation system, as shown and described.

(51) **LOC (11) Cl.** ..... **28-03**

(52) **U.S. Cl.**  
USPC ..... **D24/200**

**DESCRIPTION**

(58) **Field of Classification Search**  
USPC ..... D24/200, 107, 164; D2/828–829  
CPC ..... A61H 9/00; A61H 9/005; A61H 9/0071;  
A61H 9/0007; A61H 9/0078; A61H  
7/004; A61H 23/00; A61H 23/006; A61H  
23/02; A61H 23/0218; A61H 23/04;  
A61H 2023/045; A41D 13/0518  
See application file for complete search history.

FIG. 1 is a front perspective view of a percussive high frequency chest wall oscillation system accordance with the present design, as viewed from a top right corner thereof; FIG. 2 is front elevation view thereof; FIG. 3 is a rear elevation view thereof; FIG. 4 is a right side elevation view thereof; FIG. 5 is a left side elevation view thereof; FIG. 6 is a top plan view thereof; and, FIG. 7 is a bottom plan view thereof.

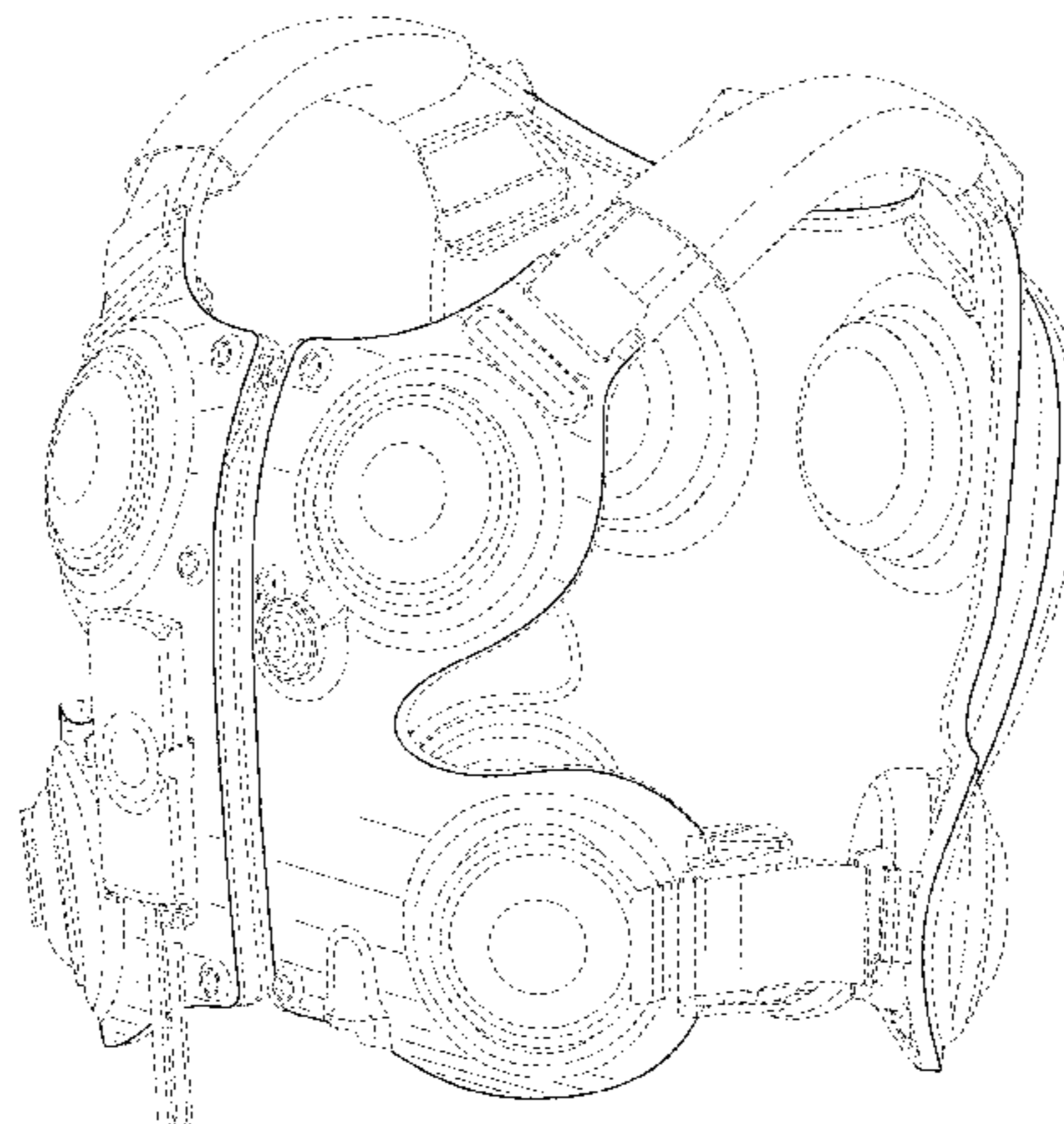
The broken lines showing the remainder of the portions of a percussive high frequency chest wall oscillation system are directed to environment. None of the broken lines form a part of the claimed design.

(56) **References Cited**

**U.S. PATENT DOCUMENTS**

2,869,537 A \* 1/1959 Chu ..... A61H 9/0078  
482/112  
3,053,250 A \* 9/1962 Stubbs ..... A61H 23/0218  
601/79

**1 Claim, 7 Drawing Sheets**



(56)

**References Cited**

U.S. PATENT DOCUMENTS

7,115,104 B2 \* 10/2006 Van Brunt ..... A61H 9/0078  
601/41

7,931,607 B2 4/2011 Biondo et al.  
D639,954 S 6/2011 Helgeson et al.  
8,460,223 B2 6/2013 Huster et al.  
D704,849 S \* 5/2014 Hunter ..... D24/200  
9,237,982 B2 1/2016 Van Brunt  
9,549,869 B2 1/2017 DeVlieger et al.  
9,968,511 B2 \* 5/2018 Huster ..... A61H 9/005

2004/0133133 A1 7/2004 Dreimann et al.  
2006/0005306 A1 1/2006 Call et al.  
2008/0108914 A1 5/2008 Brouqueyre et al.  
2009/0192421 A1 \* 7/2009 Huster ..... A61H 9/0078  
601/44

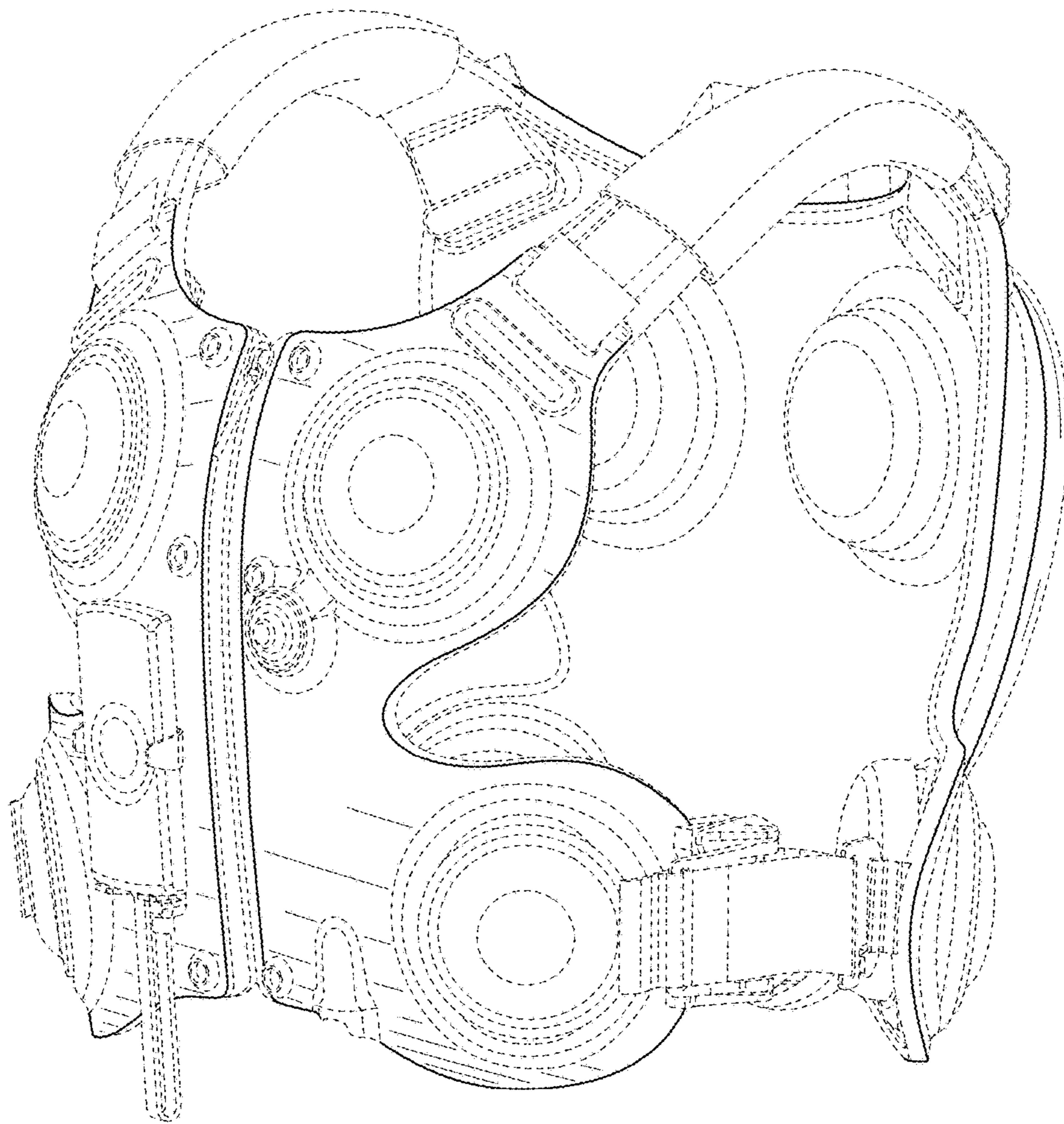
2011/0087143 A1 4/2011 Bobey et al.  
2012/0291798 A1 11/2012 Park et al.  
2014/0005579 A1 1/2014 Drlik et al.  
2014/0276271 A1 \* 9/2014 Stryker ..... A61H 23/04  
601/46

2016/0095790 A1 4/2016 Shockley, Jr. et al.  
2018/0049939 A1 \* 2/2018 Bobey ..... A61H 9/005

OTHER PUBLICATIONS

Hill-Rom | Respiratory Care | Monarch™ Airway Clearance System 3D Animation Video, published on Jun. 26, 2017, [online], [site visited Jun. 14, 2018]. Retrieved from Internet: <URL: [https://www.youtube.com/results?search\\_query=monarch+airway+clearance+system](https://www.youtube.com/results?search_query=monarch+airway+clearance+system)>.\*

\* cited by examiner



*FIG. 1*

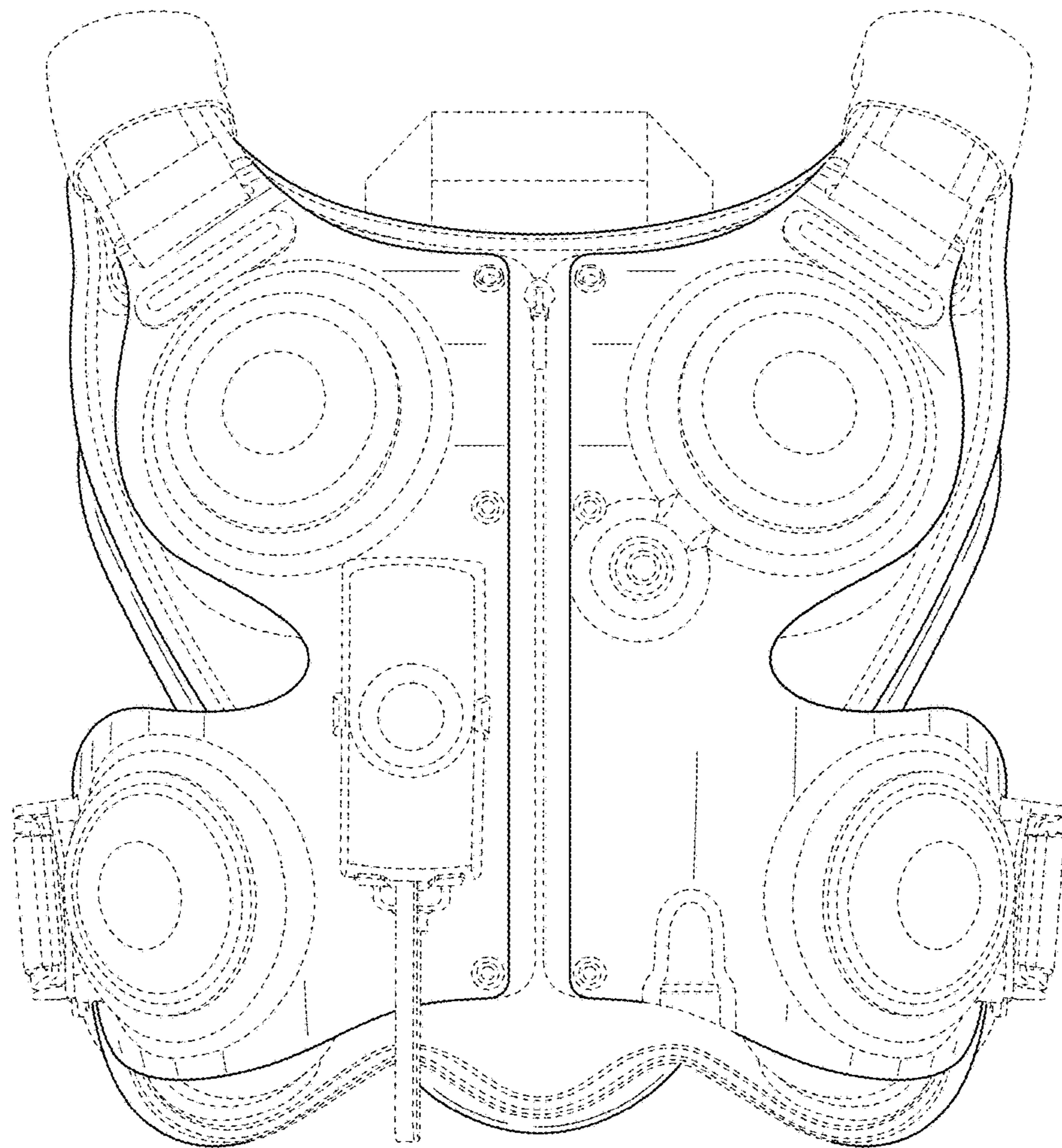
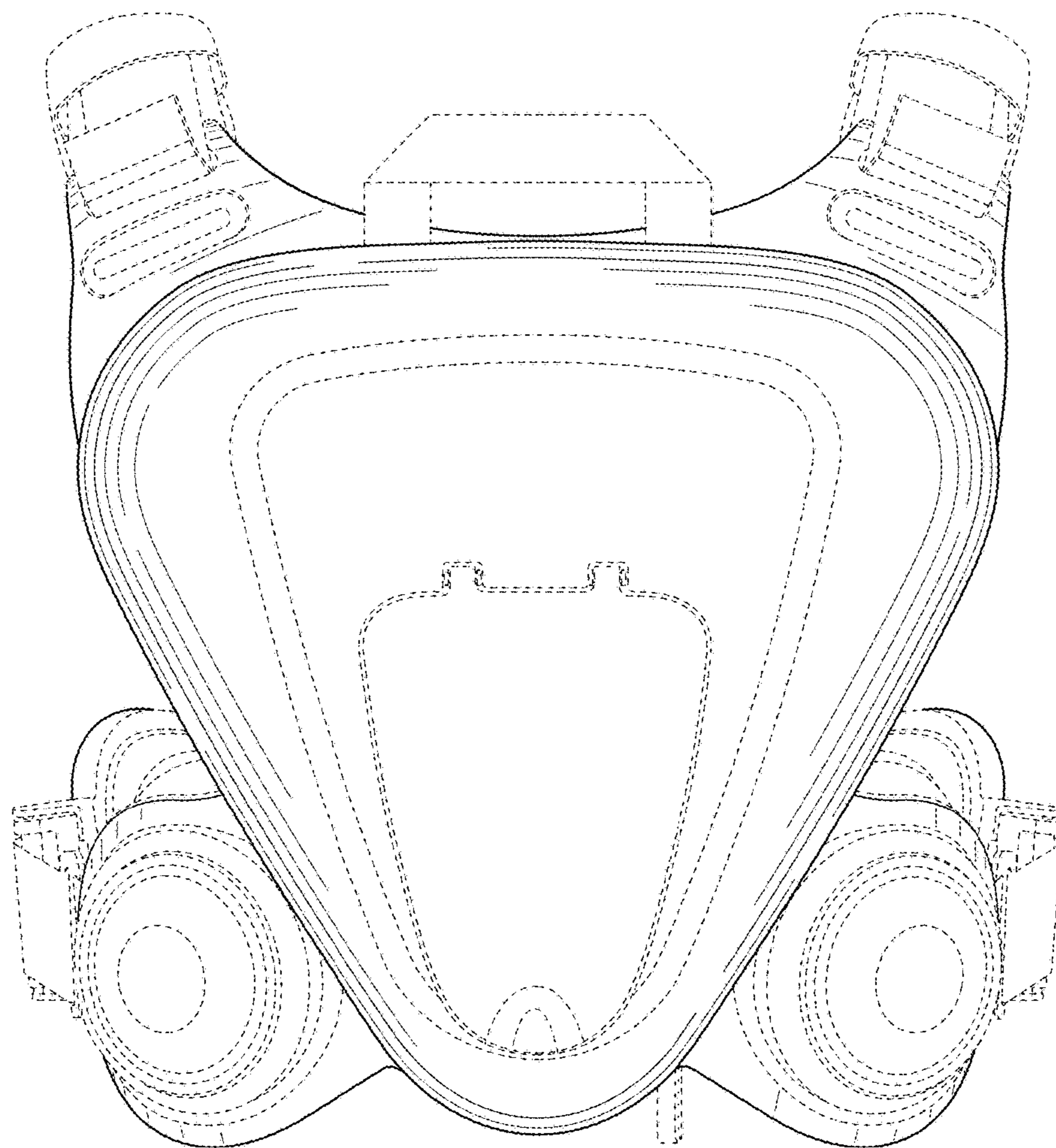


FIG. 2



*FIG. 3*

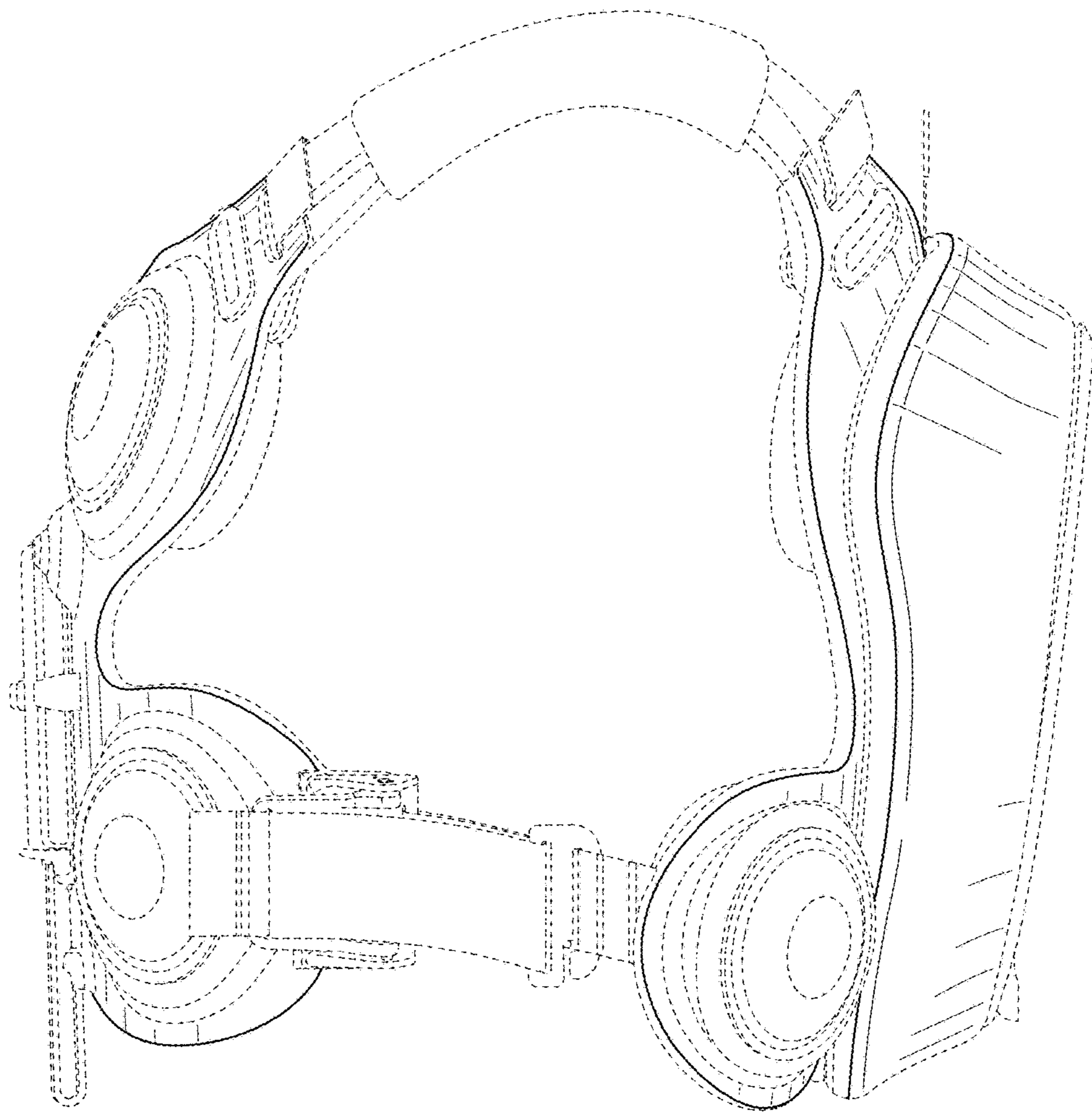
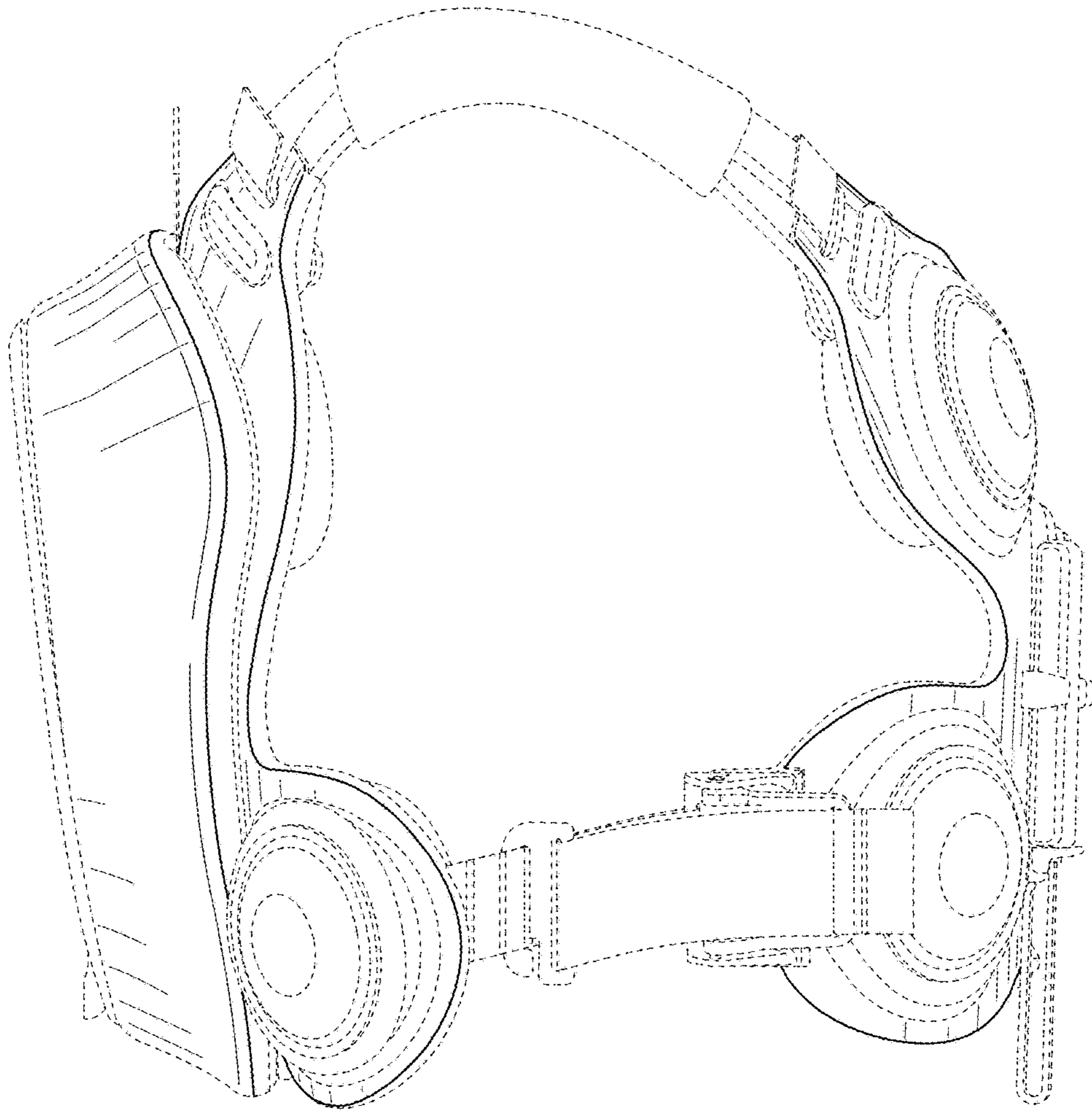


FIG. 4



*FIG. 5*

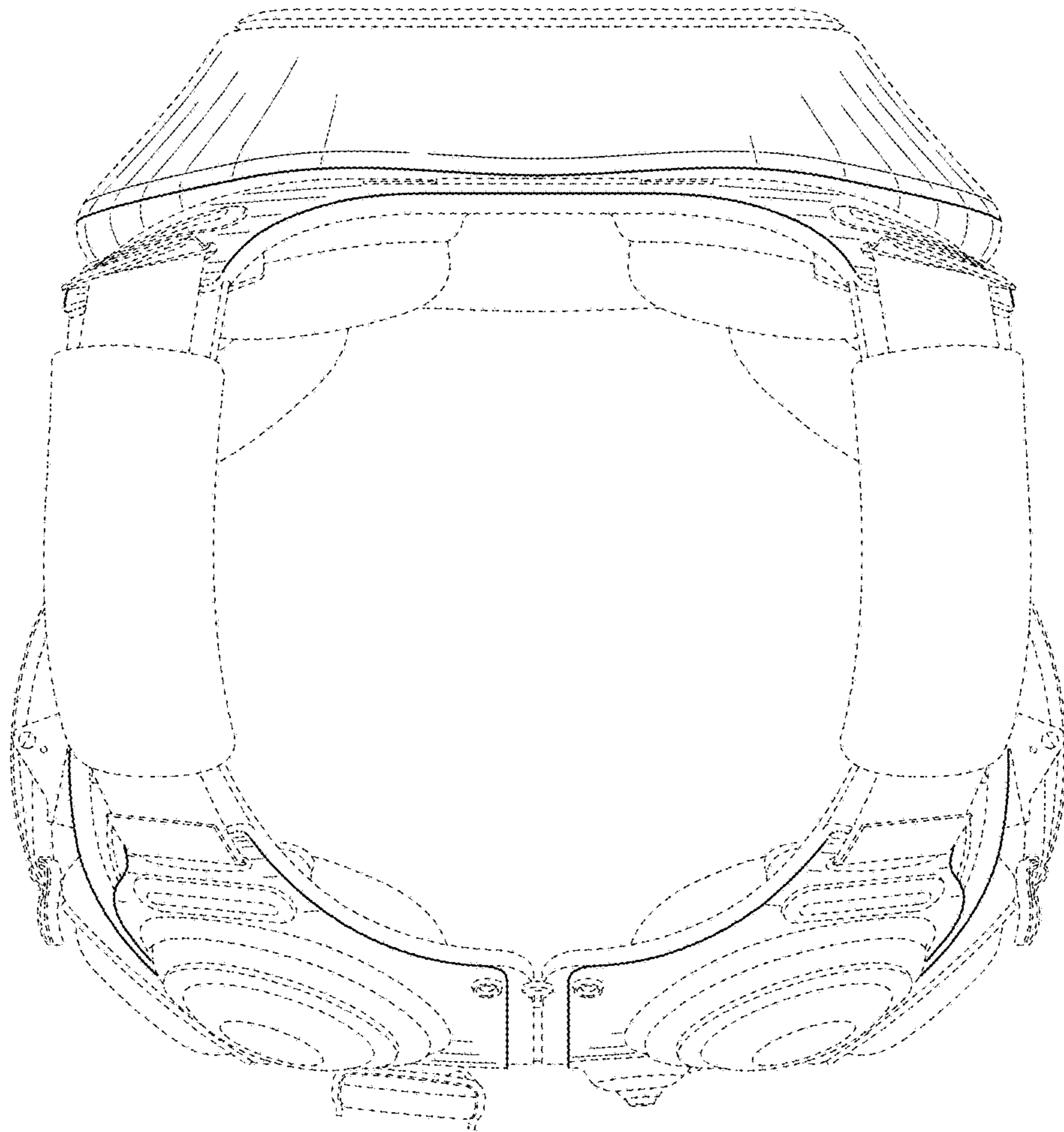


FIG. 6



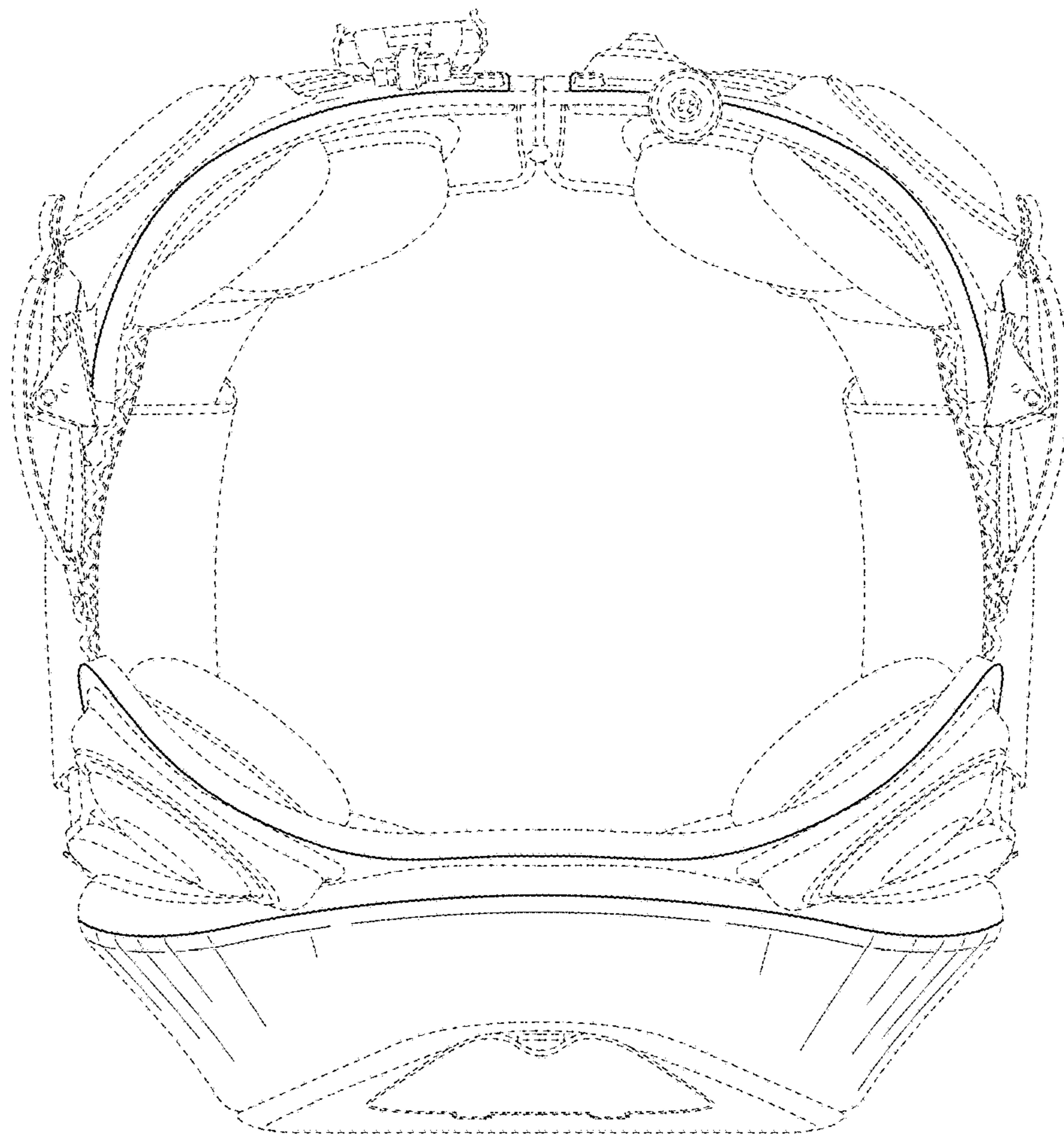


FIG. 7