



US00D852966S

(12) **United States Design Patent** (10) **Patent No.:** **US D852,966 S**
Chiang et al. (45) **Date of Patent:** **** Jul. 2, 2019**

(54) **KNEE SUPPORT**

(56) **References Cited**

(71) Applicant: **SPECIAL PROTECTORS CO., LTD.,**
New Taipei (TW)

U.S. PATENT DOCUMENTS

(72) Inventors: **Chi-Sheng Chiang,** New Taipei (TW);
Chi-Lan Liao, New Taipei (TW)

D580,556 S *	11/2008	Lin	D24/190
D623,759 S *	9/2010	Chiang	D24/190
D630,333 S *	1/2011	Chiang	D24/190
D635,266 S *	3/2011	Chiang	D24/190
D665,950 S *	8/2012	Rokitta	D29/121.1
2012/0165713 A1 *	6/2012	Forbes	A61F 5/0109 602/26

(73) Assignee: **SPECIAL PROTECTORS CO., LTD.,**
New Taipei (TW)

* cited by examiner

(**) Term: **15 Years**

Primary Examiner — Jennifer L Watkins

(21) Appl. No.: **29/591,313**

(74) *Attorney, Agent, or Firm* — Bacon & Thomas, PLLC

(22) Filed: **Jan. 19, 2017**

(57) **CLAIM**

The ornamental design for a knee support, as shown and described.

(30) **Foreign Application Priority Data**

DESCRIPTION

Dec. 15, 2016 (TW) 105307618

(51) **LOC (11) Cl.** **24-01**

(52) **U.S. Cl.**

USPC **D24/190**

(58) **Field of Classification Search**

USPC D24/188-190; D29/121.1

CPC A61F 2005/0176; A61F 5/0123; A61F
13/085

FIG. 1 is a perspective view of knee support showing my new design

FIG. 2 is a front view thereof;

FIG. 3 is a back view thereof;

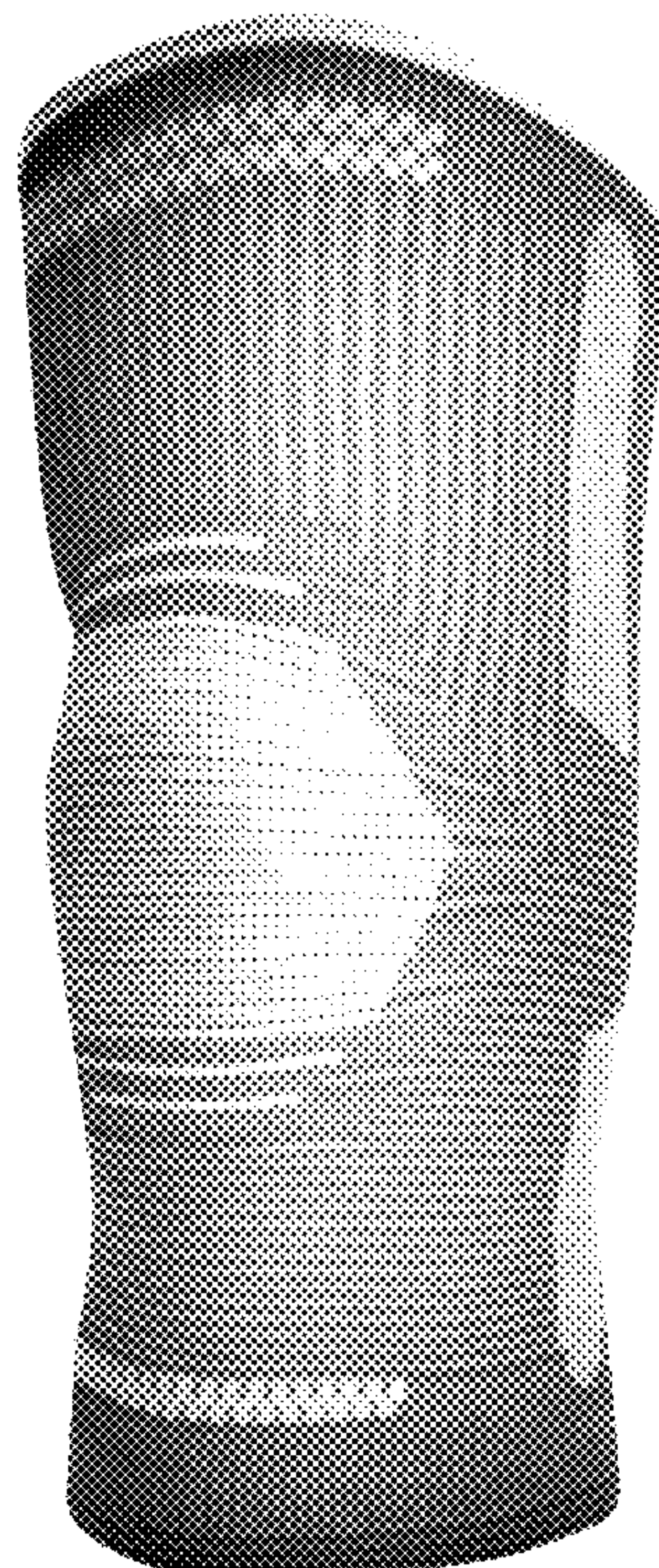
FIG. 4 is a left side elevational view thereof; and,

FIG. 5 is a right side elevational view thereof.

The top and the bottom view of the knee support are omitted since they are not claimed in the design.

See application file for complete search history.

1 Claim, 5 Drawing Sheets



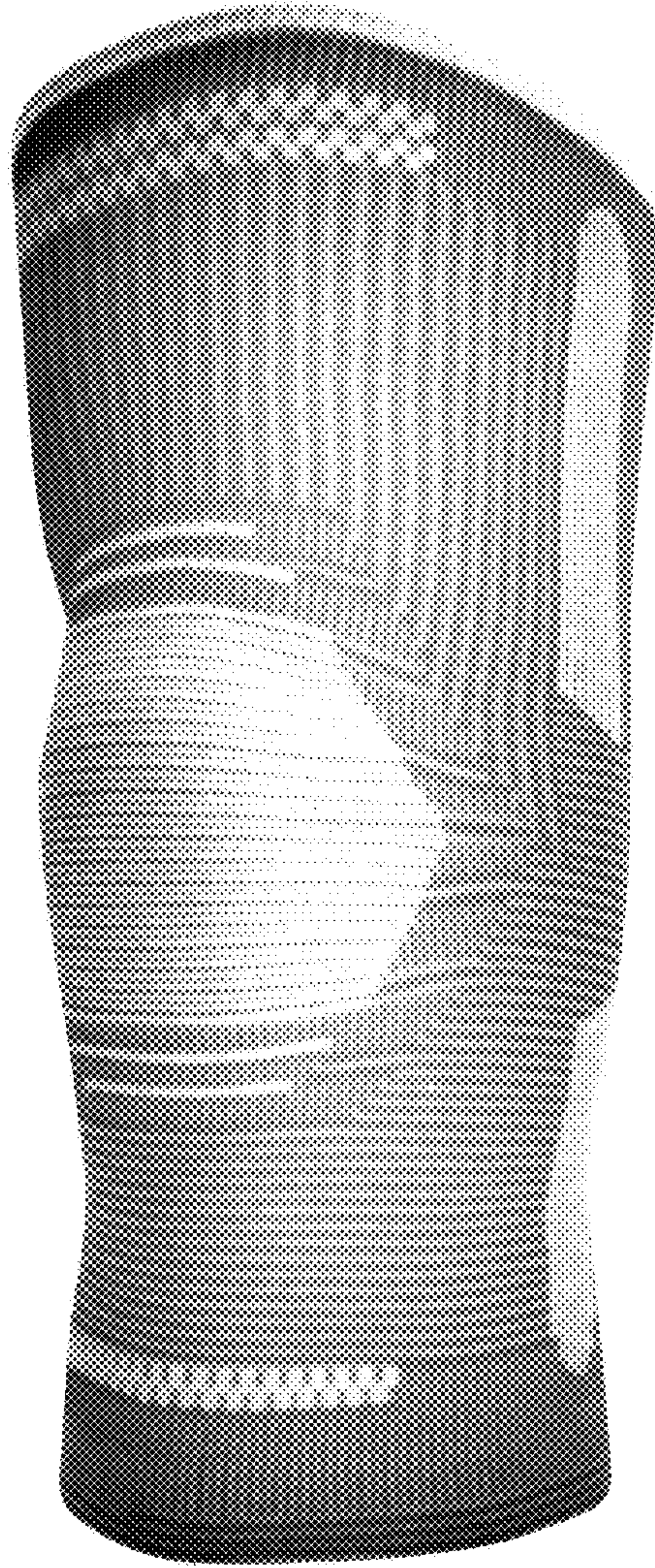


FIG. 1




FIG.2




FIG.3

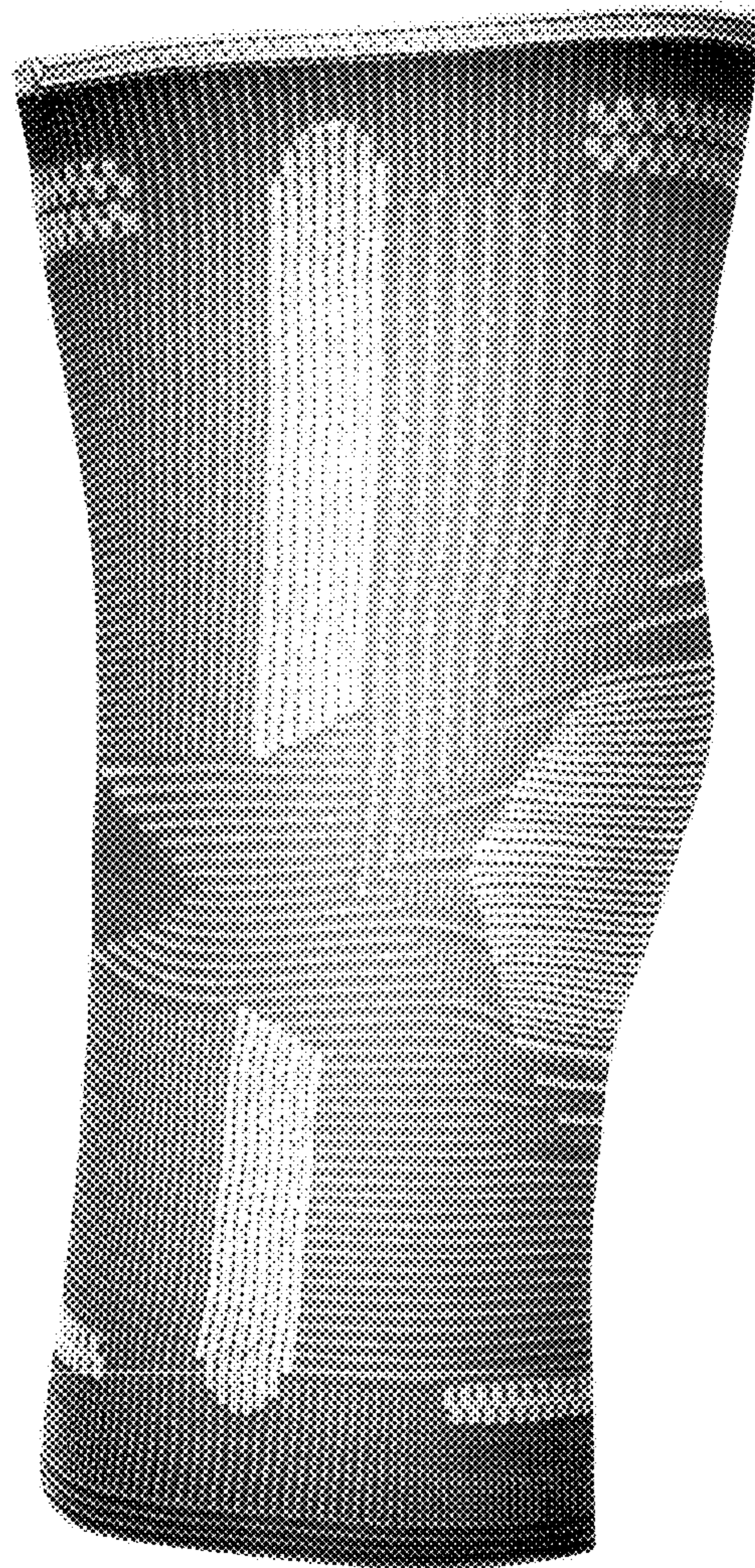


FIG. 4

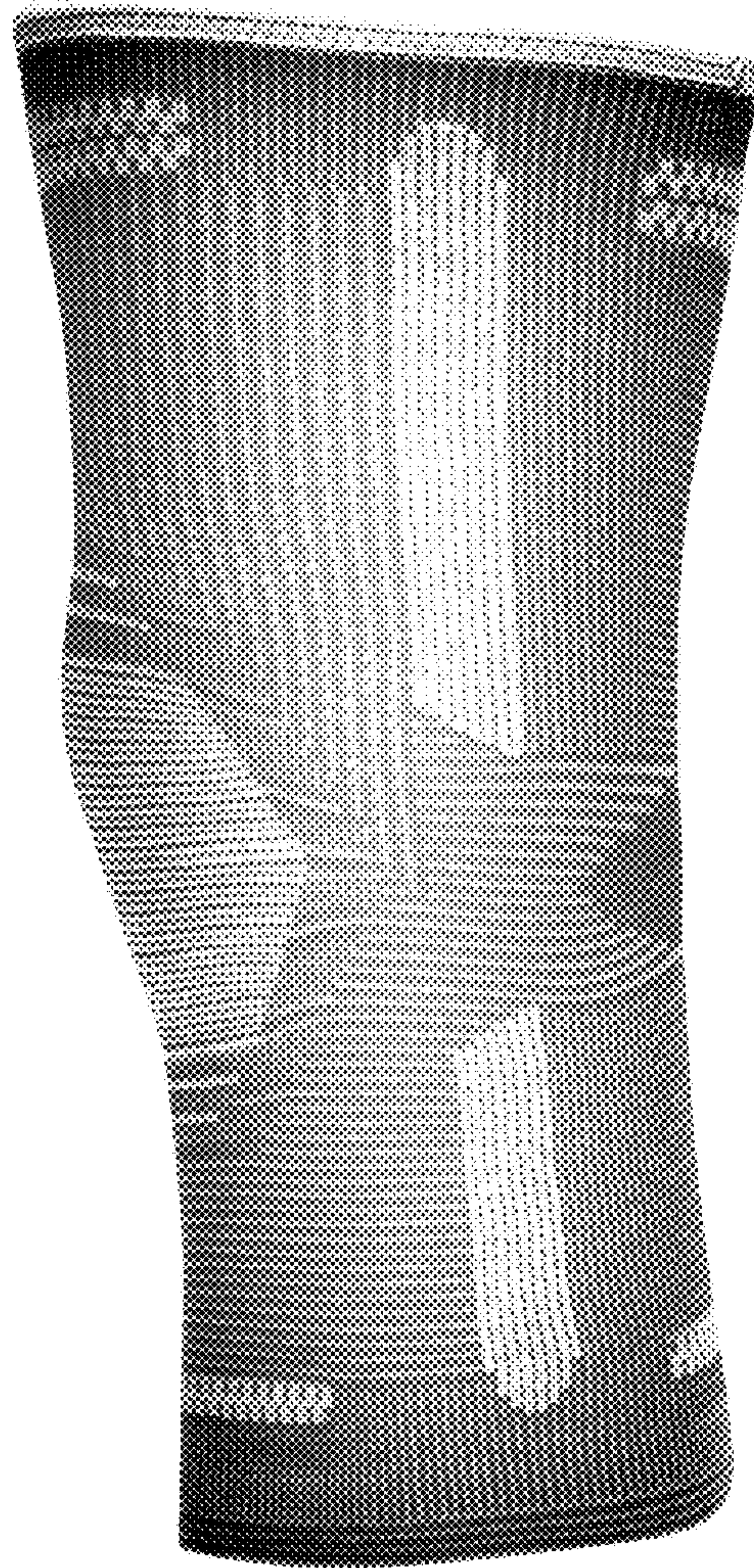


FIG.5