



US00D852954S

(12) **United States Design Patent** (10) **Patent No.:** **US D852,954 S**  
**Ciferri et al.** (45) **Date of Patent:** **\*\* Jul. 2, 2019**

(54) **TATTOO NEEDLE TUBE**

FOREIGN PATENT DOCUMENTS

(71) Applicant: **Black Claw LLC**, Portland, OR (US)

CA 2778758 A1 \* 4/2011 ..... A61M 37/0076  
CN 303449987 \* 11/2015  
EM 002683383-0001 \* 7/2015

(72) Inventors: **Seth B. Ciferri**, Portland, OR (US);  
**Brett A. Grimmelbein**, San Francisco, CA (US)

OTHER PUBLICATIONS

(73) Assignee: **Black Claw LLC**, Portland, OR (US)

Amazon. Link: [https://www.amazon.com/dp/B07KR3T28G/ref=cm\\_sw\\_em\\_r\\_mt\\_dp\\_U\\_N2q1CbFNPHBMQ](https://www.amazon.com/dp/B07KR3T28G/ref=cm_sw_em_r_mt_dp_U_N2q1CbFNPHBMQ). Visited Mar. 13, 2019. Microblading Needles Eyebrow Tattoo Needle. (Year: 2019).\*

(\*\*) Term: **15 Years**

(Continued)

(21) Appl. No.: **29/638,311**

*Primary Examiner* — Susan Bennett Hattan

(22) Filed: **Feb. 26, 2018**

*Assistant Examiner* — Lauren D McVey

(51) **LOC (11) Cl.** ..... **24-02**

(74) *Attorney, Agent, or Firm* — DASCENZO Intellectual Property Law, P.C.

(52) **U.S. Cl.**

USPC ..... **D24/144**

(58) **Field of Classification Search**

(57) **CLAIM**

USPC ..... D24/144, 145, 146, 140, 147, 133, 138,  
D24/112, 113, 130, 134, 135  
CPC ..... A61M 37/0076; A61M 37/0084; A61M  
37/0092

The ornamental design for a tattoo needle tube, as shown and described.

See application file for complete search history.

**DESCRIPTION**

(56) **References Cited**

FIG. 1 is a top, front isometric view of a tattoo needle tube showing our new design;

U.S. PATENT DOCUMENTS

FIG. 2 is a front elevation view of the design of FIG. 1;

D236,920 S \* 9/1975 Sheridan ..... D24/112  
4,862,772 A 9/1989 Piperato  
D380,046 S \* 6/1997 Domanowski ..... D19/903  
D401,334 S \* 11/1998 Herman ..... D24/133  
6,345,553 B1 2/2002 Adler et al.  
D485,577 S \* 1/2004 Lord ..... D19/66  
D609,339 S 2/2010 Myers  
D625,212 S \* 10/2010 Abo ..... D10/80  
D723,685 S \* 3/2015 Myers ..... A61M 37/0076  
D24/133  
D737,972 S \* 9/2015 Chen ..... A61M 37/0076  
D24/133  
D739,019 S \* 9/2015 Chen ..... D24/147

FIG. 3 is a rear elevation view of the design of FIG. 1;

FIG. 4 is a left side elevation view of the design of FIG. 1;

FIG. 5 is a right side elevation view of the design of FIG. 1;

FIG. 6 is a top plan view of the design of FIG. 1;

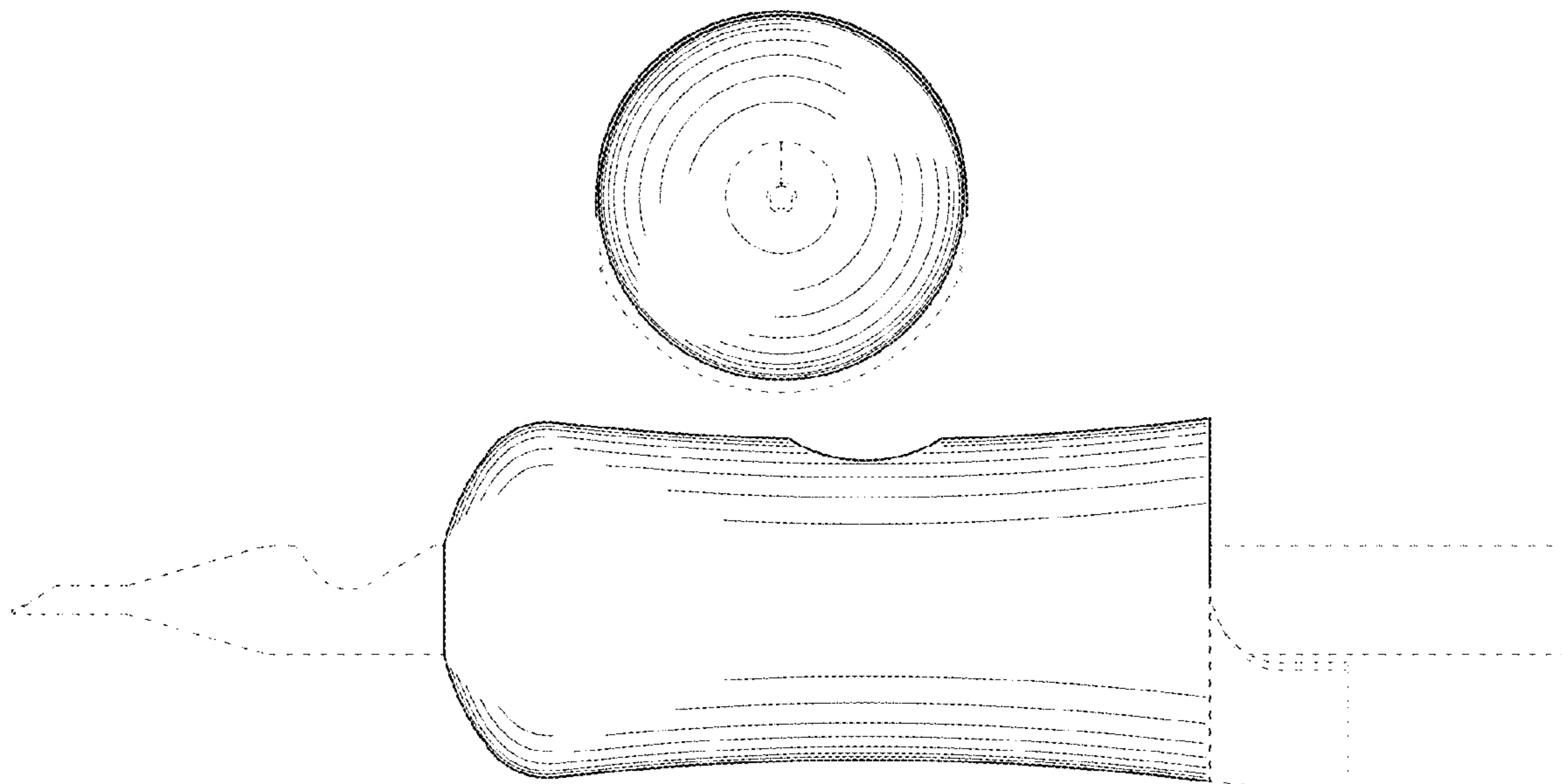
FIG. 7 is a bottom plan view of the design of FIG. 1; and,

FIG. 8 is a bottom, rear isometric view of the design of FIG. 1.

The broken lines immediately adjacent to the shaded areas depict the bounds of the claimed design, while all other broken lines are directed to environment. The broken lines form no part of the claimed design.

(Continued)

**1 Claim, 5 Drawing Sheets**



(56)

**References Cited**

U.S. PATENT DOCUMENTS

D763,443 S \* 8/2016 Chen ..... D24/133  
10,226,611 B1 \* 3/2019 Collias ..... A61M 37/0076  
2010/0154597 A1 \* 6/2010 South ..... A61M 37/0084  
81/9.22  
2010/0206138 A1 8/2010 Clark  
2010/0241144 A1 \* 9/2010 Delli-Santi ..... A61B 17/00234  
606/150

OTHER PUBLICATIONS

True Tattoo Supply, ErgoSquish Tubes, product information page downloaded from [store.truetubes.com/products/ergosquish-tubes](http://store.truetubes.com/products/ergosquish-tubes), available at least as early as Feb. 22, 2018.

True Tattoo Supply, True Grips, product information page downloaded from [store.truetubes.com/products/true-grips-1](http://store.truetubes.com/products/true-grips-1), available at least as early as Feb. 22, 2018.

Photograph of a tattoo needle tube, posted on [Instagram.com](http://Instagram.com) by Lucas Ford on Jan. 15, 2018.

\* cited by examiner

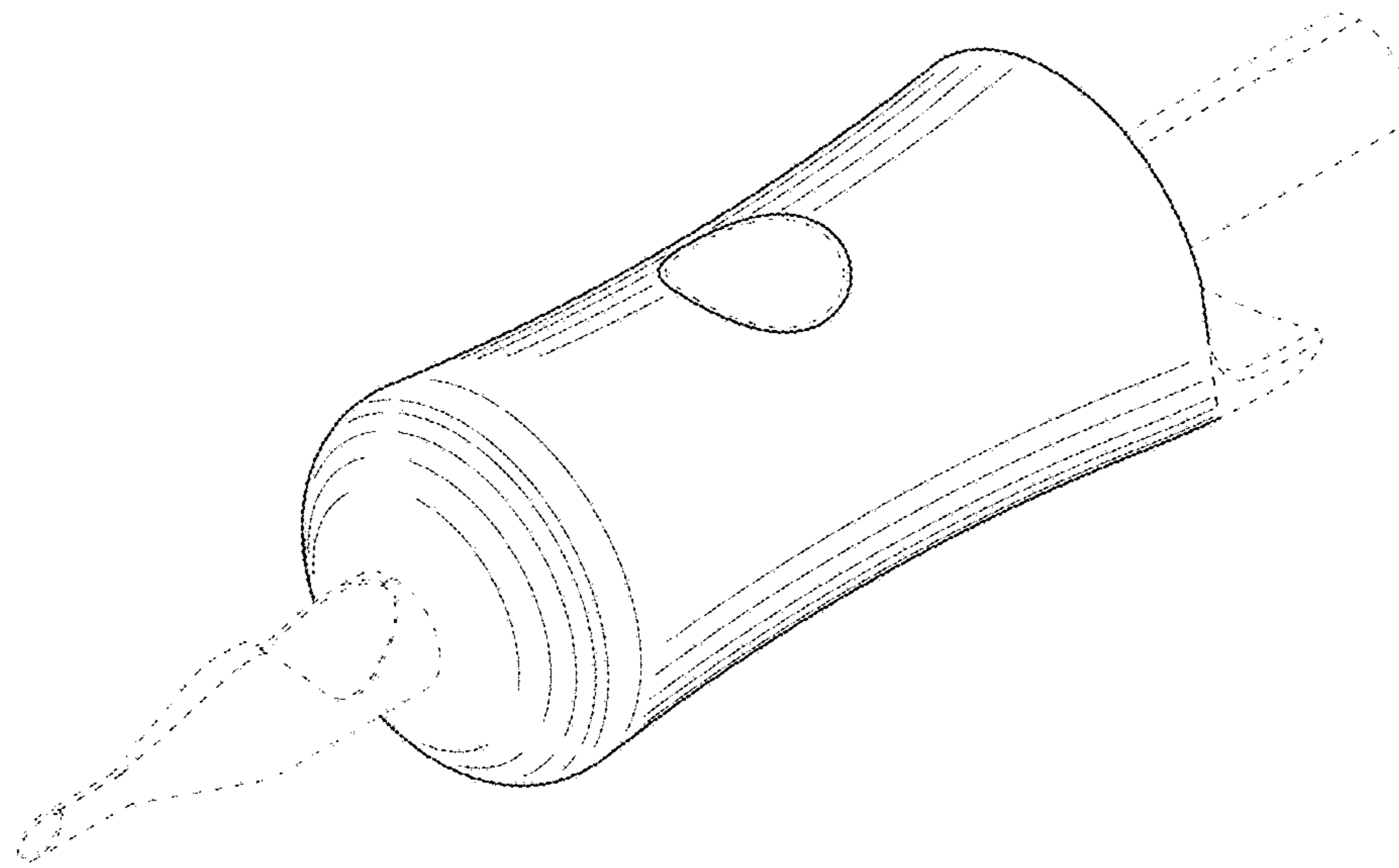


FIG. 1

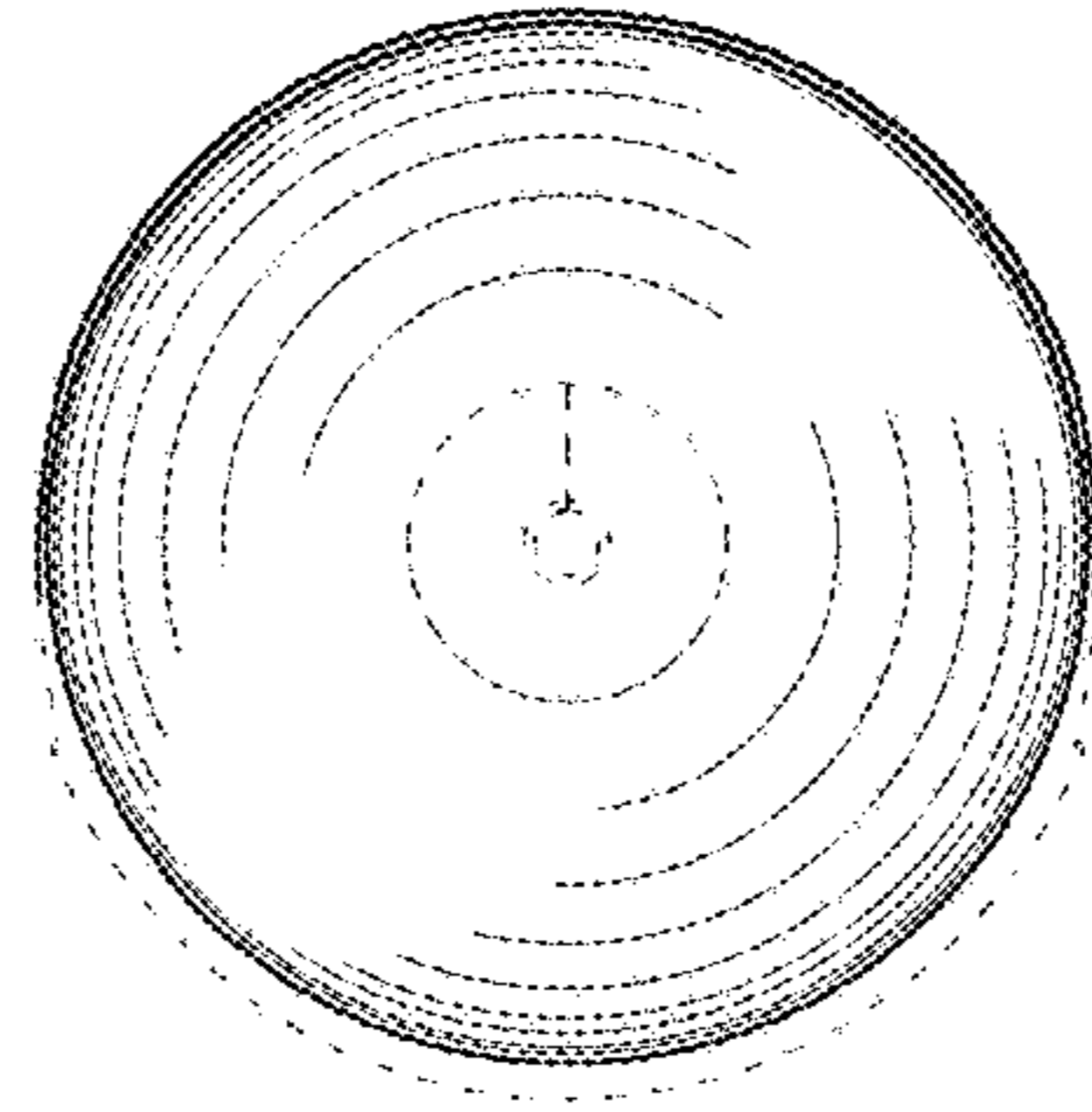


FIG. 2

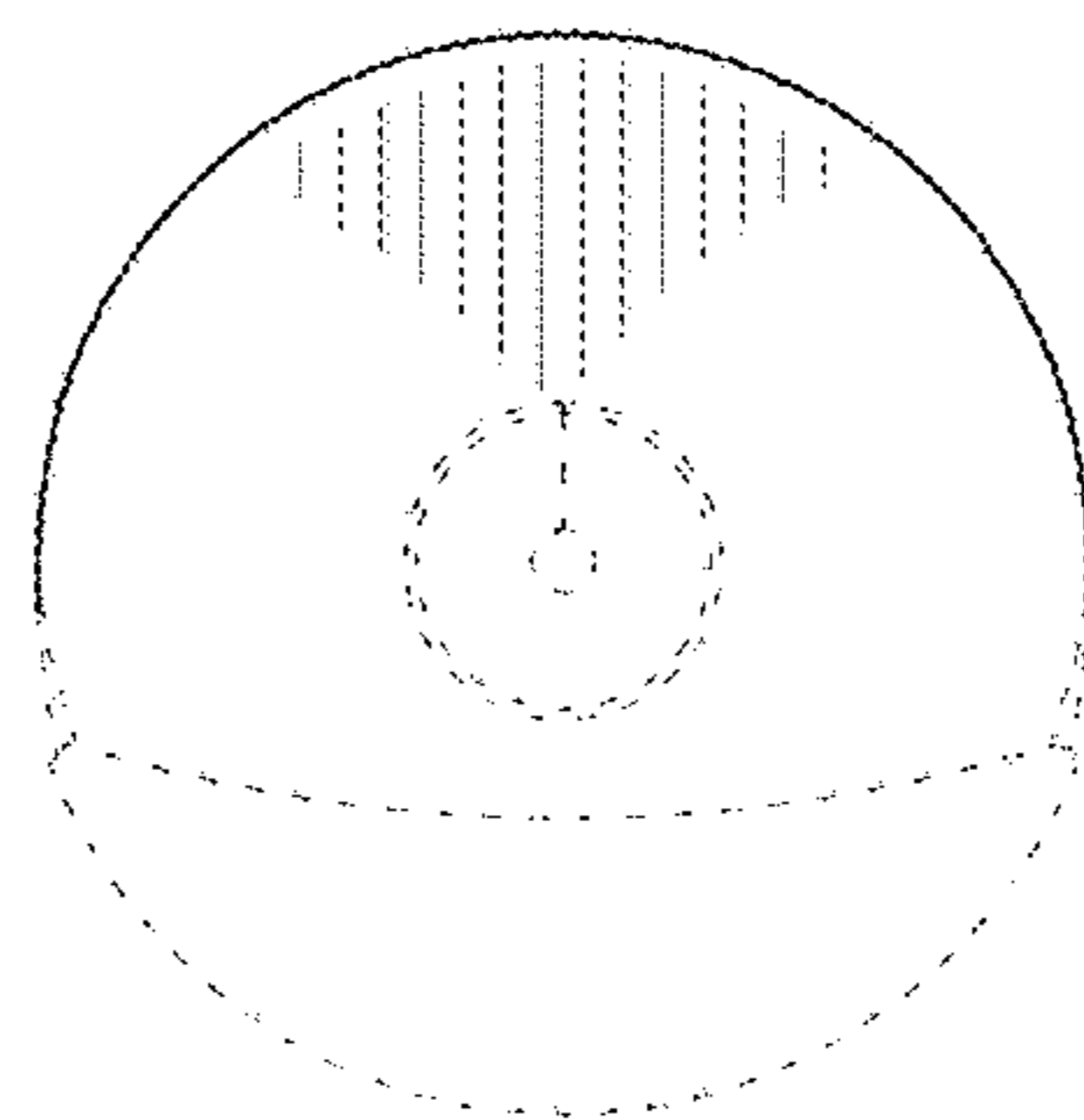


FIG. 3

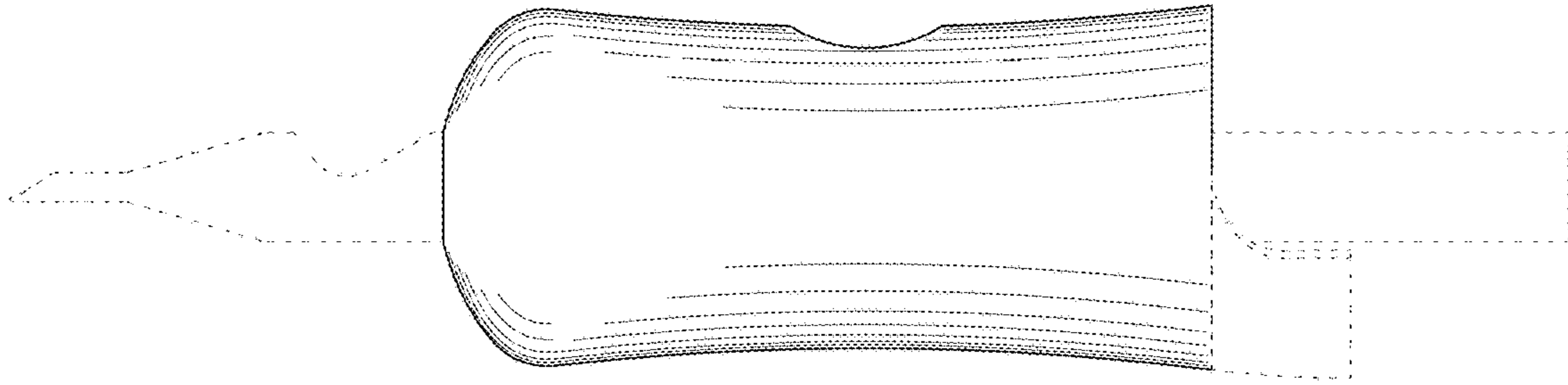


FIG. 4

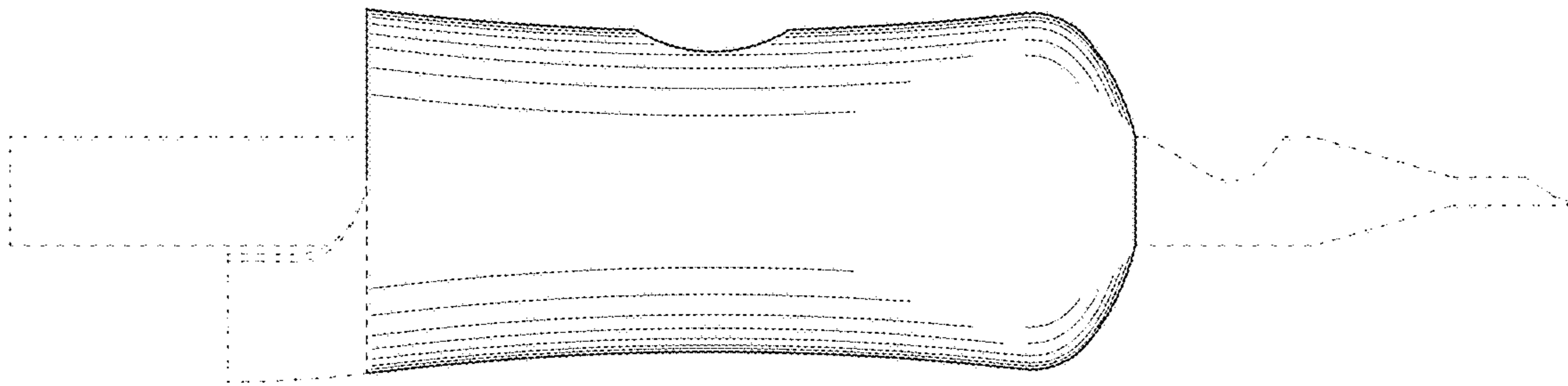


FIG. 5

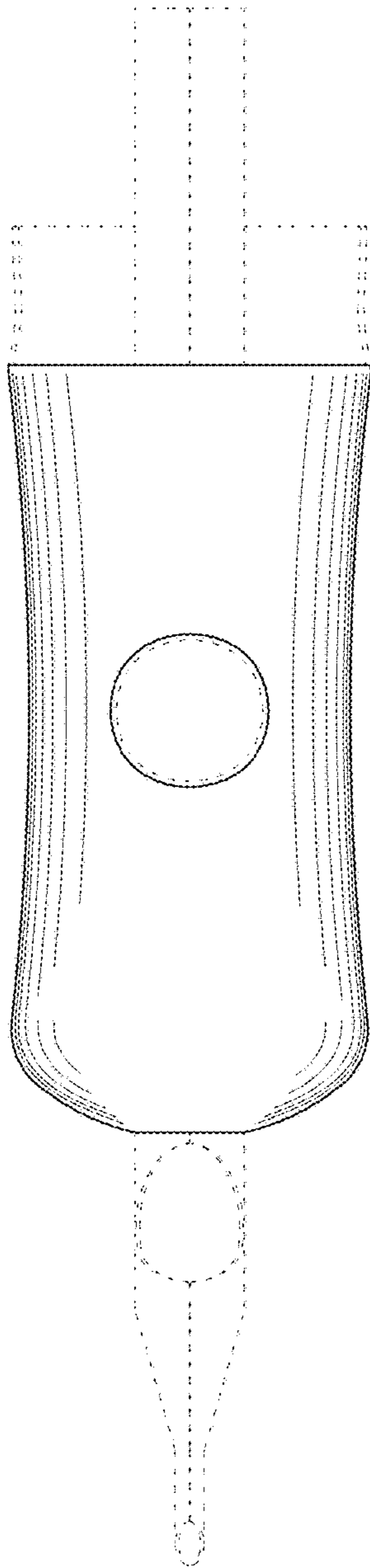


FIG. 6

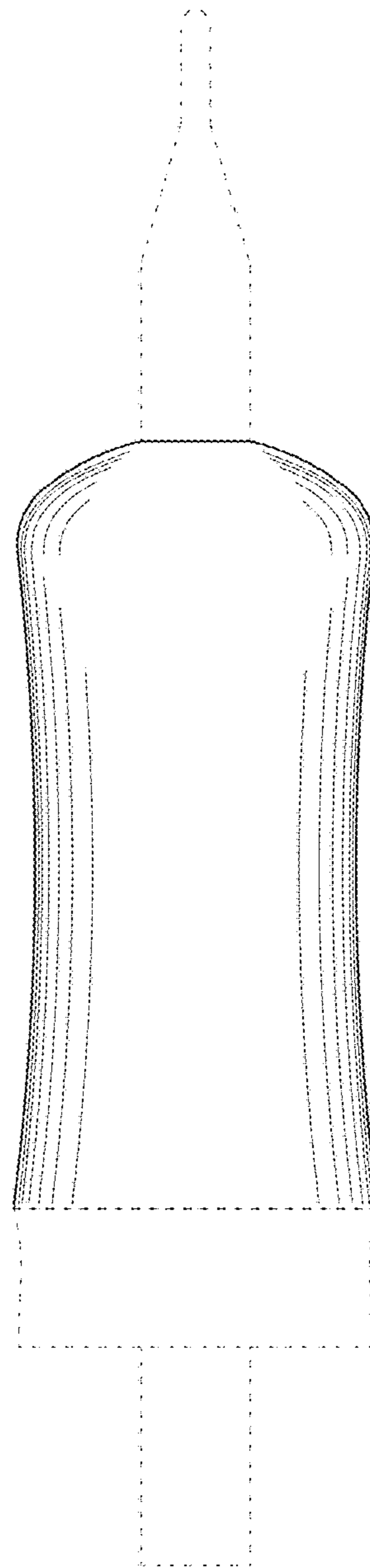


FIG. 7

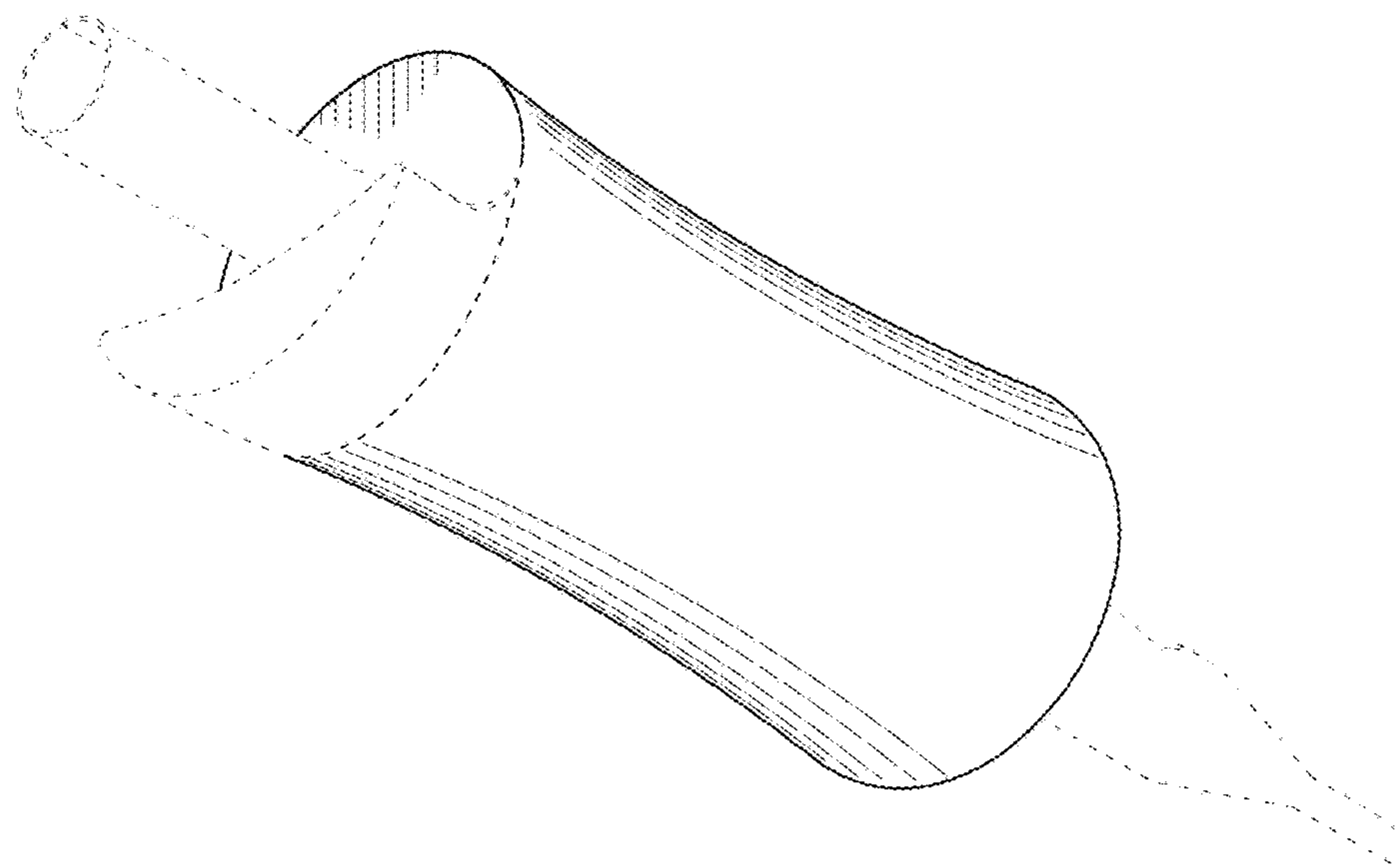


FIG. 8